

ULLRICH ALUMINIUM
TURNING IDEAS INTO SHAPES

2020 EDITION
INDUSTRIAL
PRODUCTS
CATALOGUE



We give you - Quality, Service, Integrity™

Ullrich Aluminium Extrusion & Rolled Products

We manufacture and distribute a wide range of Aluminium extrusions to suit a variety of applications in residential, commercial and industrial projects.

From simple geometric shapes to high end structural aluminum sections using high purity aluminium, Ullrich Aluminium has an extrusion that gives you quality.

Consistent + Reliable

Whatever your
extrusion needs,
Ullrich Aluminium is
your trusted **expert**.

The Ullrich Aluminium Team is on hand to advise, guide and support you in whatever residential, commercial, or industrial project you are undertaking.

Tried and trusted for over 60 years.

UASPCV1



Contents

4	Part Number Matrix
6	Smart Extrusions - Smarter Solutions
30	Angles
34	Channels
37	Flat Bar
41	Round Rod
42	Square Rod
43	Half Rounds
44	Rectangular Hollow Sections
47	Square Hollow Sections
50	Zed Sections
51	Tee Sections
52	Hollow Tubes
56	Top Hat Section
57	I-Sections
58	Rolled Products
66	5-Bar Tread Plate
72	Louvre Frame
88	Fence & Gate
98	Ultra Batten
100	Coolroom
105	Wall Boards
106	Moulds and Trims
108	Glazing & Partitions
110	Stairs & Stair Nosing
113	MDF Board Joiners
114	Marine
118	Ute Tray
121	Truck Deck
128	Signage & Annex Track
131	Modular System
133	Ladders, Trestles & Planks
138	Seating & Setting
142	Stanchions
147	Walkway Grating
152	Wardrobe & Vee Glide
154	Balustrade Series 40 & 50
159	Expanded Grille
161	Extrusion Process

More Information

View more of our extensive range on our website

www.ullrich.com.au

PART NUMBER MATRIX

Use the part number matrix below as a tool to design your Ullrich Aluminium Extrusion, some products may not require all elements of the part number matrix.

E | LMNOP | X | Y | Z

Example: A25251.6CL6.5L

Angle | 25mm | 25mm | 1.6mm Thickness | Clear Anodised | 6.5 Metres in Length

How to use this guide.

Ullrich Aluminium provides access to an extensive range of specialist aluminium extrusion and rolled products as well our own team of experienced design engineers.

If you can't find what you're looking for in this guide, give us a call and we'll source or custom manufacture a solution to suit your specific extrusion application requirements.



Ullrich Aluminium Design

E = Profile Type

A	=	Angles
C	=	Channel
F	=	Flat Bar
FR	=	Flat Bar Radius
RH	=	Rectangular Hollow Sections
RR	=	Rectangular Hollow Radius Corners Sections
SH	=	Square Hollow Sections
SR	=	Square Hollow Radius Corners Sections
Z	=	Zed Sections
T	=	Tee Sections
RT	=	Aluminium Tube
SQR	=	Square Rod
RDR	=	Round Rod

L = Construction Variation

A	=	1st Dimension
B	=	2nd Dimension
C	=	3rd Dimension
D	=	4th Dimension

M = Construction Variation

T1	=	1st Thickness
T2	=	2nd Thickness

N = Construction Variation

R1	=	1st Radius
R2	=	2nd Radius

O = Construction Variation

L	=	Length
---	---	--------

P = Construction Variation

W	=	Width
---	---	-------

X = Finish

MI	=	Mill
BCL	=	AN 5-7um Bright Dip Clear
CL	=	AN 10um Matt Clear
PPSE	=	PC Primrose
PPWH	=	PC Pearl White
PSBK	=	PC Satin Black
PSTB	=	PC Stone Beige
PWBI	=	PC White Birch
TLB	=	AN 10um 2 Step Light Bronze
PPUS	=	PC Ultra Silver
PMAG	=	PC Magnolia
PMOT	=	PC Monument Grey Matte
PMRD	=	PC Manor Red
POGY	=	PC Oyster Grey
PPJR	=	PC Jasper (Dulux)
PSGY	=	PC Slate Grey
PSM	=	PC Surfmist (Dulux)
PWDG	=	PC Woodland Grey (Slate Grey)
PWRC	=	PC Ever Grain Western Red Cedar
PPSP	=	PC Precious Silver Pearl
PABZ	=	PC Anodic Bronze
PADG	=	PC Anotec Dark Grey
PANM	=	PC Anotec Natural Matt
PCCM	=	PC Classic Cream
PBMP	=	PC Bronze Metropolis Pearl
PBOW	=	PC Bond Off White
PBRW	=	PC Bright White
PDNE	=	PC Dune
PSHW	=	PC Shoji White (Interpon)
PDON	=	Deep Ocean (Mountain Blue)

Finishes are available in all colour ranges from Interpon and Dulux with 10,15,20 year warranties

Y = Profile Length

Y	=	Standard Extrusion Length
---	---	---------------------------

Z = Alloy & Temper

6060T5	=	Standard Geometrics
6061T6	=	Structural Angles, Structural Channel
5005-H34	=	Aluminium Sheet/Coil
3003-H16	=	Aluminium Sheet/Coil
5052-H32	=	Aluminium Sheet/Coil
5083-H321	=	Heavy Gauge Aluminium Sheet/Coil
5083-H116	=	Heavy Gauge Aluminium Sheet/Coil
5083-H112	=	Aluminium Plate
5052-0	=	5-Bar Aluminium Treadplate
3003-H224	=	Pattern Aluminium Treadplate

Our engineering specialists are on hand to help so you can trust that an extrusion from Ullrich Aluminium will work the way you need it to. We are ready to support your project with quality products, smart service and trusted integrity.

Note: Aluminium extrusions are available in the range of alloys, tempers and finishes we offer.

Not all aluminium extrusions are available ex-stock, check with your local branch for advice or availability.

Contact us on **1300 650 075**

or email sales@ullrich.com.au

HOW ALUMINIUM IS MADE

Bauxite is mined by various process. Once mined it is finely crushed for refining recovery of alumina, the base from which aluminium is made. The separation of the alumina from bauxite is a complicated process. This involves the use of a caustic soda solution heated under pressure to dissolve the alumina. Impurities are filtered out of the solution in the form of a mud-like material. The filtered solution is cooled and alumina is recovered by precipitation in a hydrate form. The resulting fine crystals are heated in long, revolving kilns to drive off the water of crystallization.

The product is alumina in a white powder form. Aluminium metal is produced in large steel shells lined with carbon. These shells are known in the industry as **pots** and are arranged in long rows called **pot lines**.

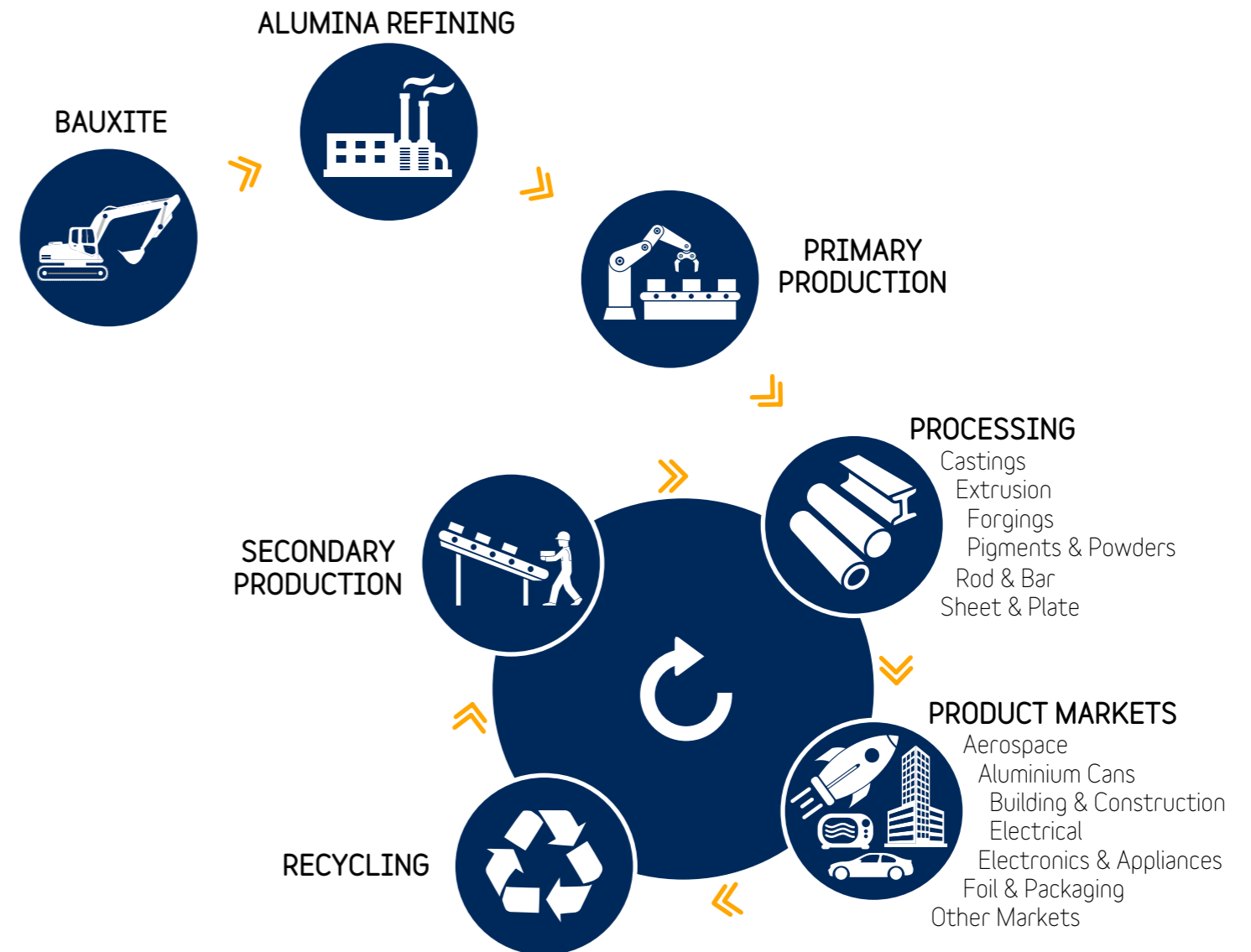
Alumina is mixed with cryolite in the pots and large quantities of electricity are introduced to reduce the alumina into aluminium and oxygen. The process is continuous and molten metal is siphoned from the pots at regular intervals.



HOW ALUMINIUM IS TURNED INTO PRODUCTS

Once aluminium is produced it can be made into forms ready for manufacturers to convert into finished products. Industries requiring aluminium may specify from a range of alloys and their metal can be supplied in the form of ingots, extruded shapes, rod, tube, bar, sheet, plate and foil.

Aluminium extrusions have been used commercially for many years. The process involves a heated billet being pushed under extreme pressure through a die, the metal taking the shape of the holes in the die. Extrusions are mostly used to reduce the weight or number of parts in an assembly, or to achieve shapes that cannot be produced satisfactorily any other way.



Aluminium has a unique combination of properties that can be amplified and utilized through alloying. For example - substituting steel components in a motor vehicle with aluminium components can contribute to a lighter more fuel efficient vehicle, however pure aluminium is very malleable; by alloying aluminium with magnesium, manufacturers are able to create a metal that is as strong as steel at only one third of the weight.

Some of the characteristics of aluminium include:



Strong

When mixed with small amount of other metals (particularly magnesium) to create alloys, aluminium is as strong as steel



Impermeable

Aluminium has excellent barrier function which keeps out air, light and microorganisms



Light-weight

Aluminium can weigh only one third of a piece of steel that is the same size and shape



Corrosion Resistant

Aluminium forms a natural film on its surface upon exposure to oxygen. This film is called aluminium oxide, and it protects the surface of the aluminium. If this film is scratched or damaged, it will instantly reform. It is only under certain conditions and exposure to certain elements that aluminium will corrode



Durable

Aluminium's unique combination of strength and corrosion resistance makes it a particularly durable material



100% Recyclable

Recycling aluminium does not compromise any of its unique properties and uses only 5% of the energy used to create the original product. Aluminium can be reused endlessly - approximately two-thirds of all aluminium ever produced is still in use today - representing a growing "energy and resource bank"



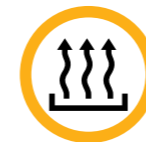
Non-Magnetic and Non-Sparking

Aluminium is non-magnetic and non-sparking. These properties make it a suitable material for applications where explosive vapour mixtures are present



Electrical Conductivity

Aluminium is one of two common metals with electrical conductivity high enough to permit its use as an electrical conductor - copper being the other. While aluminium's conductivity is 62% of that of copper, its light-weight is aluminium's main benefit - an aluminium conductor of equal current-carrying capacity is half the weight of a copper conductor



Thermal Barrier and Conductor

Aluminium in its different applications can act as both a good barrier against and conductor of heat

SUSTAINABILITY

The Australian aluminium industry employs a life-cycle approach to address the challenges of climate change, focusing not only on the energy required to produce aluminium products but also on the energy savings to be made through their use and reuse.

It is in the use phase that the majority of energy is used and/or saved (e.g. during the useful life of cars, buildings, aircraft, etc).

Aluminium's contribution to sustainable transportation

The high strength-to-weight ratio of aluminium plays a crucial role in producing lighter vehicles and other forms of transport, reducing fuel consumption without compromising performance and safety. The use of lightweight aluminium components in a vehicle can save six to twelve times the energy taken to produce the primary aluminium used in its construction. Up to eight per cent fuel savings can be realized for every 10% reduction in weight. One kilogram of aluminium, used to replace heavier materials in a car or light truck, has the potential to eliminate 20kg of CO2 over the lifetime of the vehicle. For other vehicles, such as trains, ferries and aircraft, the potential savings are even greater.

Aluminium's contribution to sustainable building and construction

Aluminium is increasingly becoming the material of choice in modern sustainable buildings due to its corrosion resistance and recyclability.

The energy used for primary production is embodied, to a large extent, in the metal and, consequently, in the building too. Today's buildings and their contents therefore present large "urban mines" of around 400 million tonnes of aluminium metal that can be extracted and recycled by future generations through the use of only 5% of the originally used energy, not just once but repeatedly.

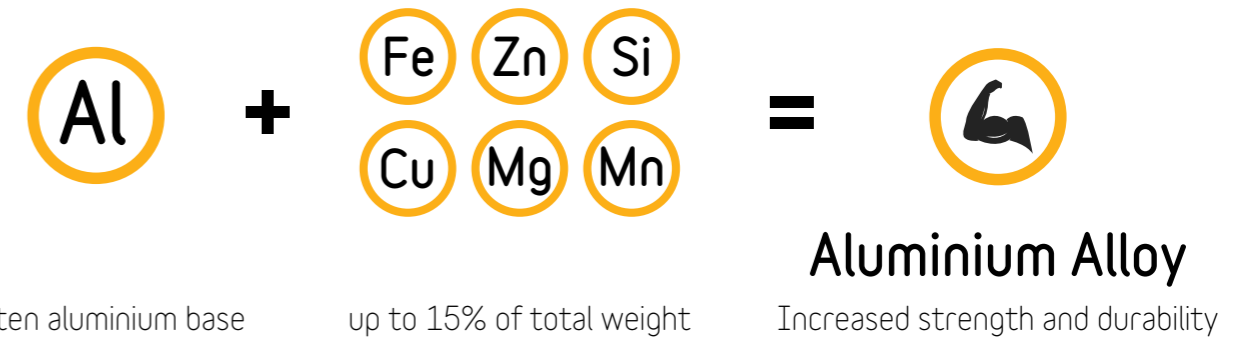
Aluminium is extensively employed in buildings, but it does not remain permanently in place. Buildings are remodeled periodically, and even deconstructed, thereby freeing the aluminium for recycling. Therefore, it is not inaccurate to regard this aluminium as "urban ore" and cities as "urban mines".

The aluminium is embodied in such items as exterior surfaces, counters, appliances, and electronics. In highly-developed countries, aluminium in buildings of all types amounts to between 120 and 200 kg per person. Globally, it is estimated that buildings and their contents contain some 400 million tonnes of aluminium, which can be extracted and reused by future generations time after time, requiring only about 5% of the energy originally used to extract and process aluminium from more traditional geologic sources.

Aluminium recycling thus not only represents good urban housekeeping, it provides major energy benefits today and tomorrow.

WHAT IS AN ALUMINUM ALLOY

An aluminum alloy is a chemical composition where other elements are added to pure aluminum in order to enhance its properties, primarily to increase its strength. These other elements include iron, silicon, copper, magnesium, manganese and zinc at levels that combined may make up as much as 15 percent of the alloy by weight. Alloys are assigned a four-digit number, in which the first digit identifies a general class, or series, characterized by its main alloying elements.



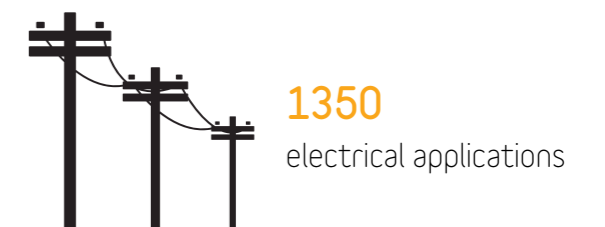
Three types of aluminium alloys:

- 1 **COMMERCIALLY PURE**
- 2 **HEAT TREATABLE**
- 3 **NON HEAT TREATABLE**

COMMERCIALLY PURE ALUMINIUM

1xxx Series

The 1xxx series alloys are comprised of aluminum 99 percent or higher purity. This series has excellent corrosion resistance, excellent workability, as well as high thermal and electrical conductivity. This is why the 1xxx series is commonly used for transmission, or power grid lines that connect the national grids across Australia. Common alloy designations in this series are 1350 for electrical applications, and 1100 for food packaging trays.



50-85% is the range of estimated recycled content of all ALUMINIUM building products including:

- ▶ roofs
- ▶ siding
- ▶ curtain walls
- ▶ window frames
- ▶ facades
- ▶ door frames



Coated ALUMINIUM roofs can reflect up to 95% of sunlight, dramatically lowering energy consumption

ALUMINIUM'S contribution to energy savings during the life cycle of buildings is equivalent to hundreds of millions of barrels of crude oil usage annually

HEAT-TREATABLE ALLOYS

Some alloys are strengthened by solution heat-treating and then quenching, or rapid cooling. Heat treating takes the solid, alloyed metal and heats it to a specific point. The alloy elements, called solute, are homogeneously distributed with the aluminum putting them in a solid solution. The metal is subsequently quenched, or rapidly cooled, which freezes the solute atoms in place. The solute atoms consequently combine into a finely distributed precipitate. This occurs at room temperature which is called natural aging or in a low temperature furnace operation which is called artificial aging.

2xxx Series

In the 2xxx series, copper is used as the principle alloying element and can be strengthened significantly through solution heat-treating. These alloys possess a good combination of high strength and toughness, but do not have the levels of atmospheric corrosion resistance as many other aluminum alloys. Alloy 2011 perhaps the most widely known for its machinability features.



2011
machining alloys

6xxx Series

The 6xxx series are versatile, heat treatable, highly formable, weldable and have moderately high strength coupled with excellent corrosion resistance. Alloys in this series contain silicon and magnesium in order to form magnesium silicide within the alloy. Extrusion products from the 6xxx series are the first choice for architectural and structural applications. Alloy 6061 is the most widely used alloy in this series and is often used in truck and marine frames. Additionally, the iPhone 6 extrusion was made from 6xxx series alloy.



6XXX
architectural and
structural applications

7xxx Series

Zinc is the primary alloying agent for this series, and when magnesium is added in a smaller amount, the result is a heat-treatable, very high strength alloy. Other elements such as copper and chromium may also be added in small quantities. The most commonly known alloys are 7050 and 7075, which are widely used in the aircraft industry. Apple®'s aluminum Watch, released in 2015, was made from a custom 7xxx series alloy.



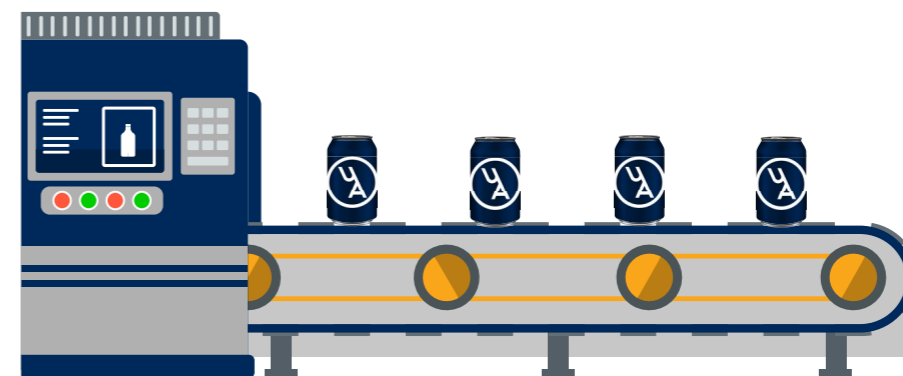
7XXX
commercial airliners

NON-HEAT TREATABLE ALLOYS

Non-heat treated alloys are strengthened through cold-working. Cold working occurs during rolling or forging methods and is the action of “working” the metal to make it stronger. For example, when rolling aluminum down to thinner gauges, it gets stronger. This is because cold working builds up dislocations and vacancies in the structure, which then inhibits the movement of atoms relative to each other. This increases the strength of the metal. Alloying elements like magnesium intensify this effect, resulting in even higher strength.

3xxx Series

Manganese is the major alloying element in this series, often with smaller amounts of magnesium added. However, only a limited percentage of manganese can be effectively added to aluminum. 3003 is a popular alloy for general purpose because it has moderate strength and good workability and may be used in applications such as heat exchangers, pressure vessels and chemical equipment.. Alloy 3004 and its modifications are used in the bodies of aluminum beverage cans.




3003
processing equipment

3004
aluminium beverage
cans

4xxx Series

4xxx series alloys are combined with silicon, which can be added in sufficient quantities to lower the melting point of aluminum, without producing brittleness. Because of this, the 4xxx series produces excellent welding wire and brazing alloys where a lower melting point is required. Alloy 4043 is one of the most widely used filler alloys for welding 6xxx series alloys for structural and automotive applications.



4XXX
welding wire

5xxx Series

Magnesium is the primary alloying agent in the 5xxx series and is one of the most effective and widely used alloying elements for aluminum. Alloys in this series possess moderate to high strength characteristics, as well as good weldability and resistance to corrosion in the marine environment. Because of this, aluminum-magnesium alloys are widely used in building and construction, storage tanks, pressure vessels and marine applications. Examples of common alloy applications include: 5052 in electronics, 5083 in marine applications, anodized 5005 sheet for architectural applications and 5182 makes the aluminum beverage can lid. Some of Australia's military vehicles are made with 5083 and the 7xxx series aluminum.



5XXX
marine applications

**ALUMINIUM
ALLOY**

6063 T6

**TEMPER
DESIGNATIONS**

Aluminium Alloy Designation System

This system is a four-digit numerical system in which the first digit indicates the alloy group as follows.

The first digit XXXX indicates the principal alloying element, which has been added to the aluminum alloy and is often used to describe the aluminum alloy series i.e. 1000 series, 2000 series, 3000 series, up to 8000 series.

In the 1XXX group, the last two of the four-digits indicate the minimum aluminium percentage. These digits are the same as the two digits to the right of the decimal comma in the minimum aluminium percentage when it is expressed to the nearest 0.01 percent.

The second digit indicates modifications in impurity limits or alloying elements. If the second digit is zero, it indicates unalloyed aluminium having natural impurity limits;

Integers 1 - 9 indicate special control of one or more individual impurities or alloying elements.

In the 2XXX to 8XXX groups, the last two digits have no special significance other than to identify different aluminium alloys in the group. The second digit indicates alloy modifications. If the second digit is zero it indicates the original alloy;

Integers 1 - 9 indicate consecutive alloy modifications.

DEFINITION OF ALLOY GROUP	
Wrought Alloy Designations	Principal Alloying Elements
1000 Series	99.000% Minimum Aluminium
2000 Series	Copper
3000 Series	Manganese
4000 Series	Silicon
5000 Series	Magnesium
6000 Series	Magnesium & Silicon
7000 Series	Zinc

Temper Designation System

This system defines the sequence of basic treatments used to achieve the various tempers. The temper designation follows four-digit Aluminium Alloy Designation, the two being separated by a hyphen.

The basic temper designation consists of a letter. Sub-divisions of the basic temper are indicated by one or more digits following the letter.

THE BASIC TEMPER DESIGNATIONS

Letter	Meaning
F	As Fabricated - Applies to product of a forming process in which no special control over thermal or strain hardening conditions are employed.
O	Annealed - Applies to products which have been heated to produce the lowest strength condition to improve ductility and dimensional stability.
H	Strain Hardened - Applies to products which are strengthened through cold-working. The strain hardening may be followed by supplementary thermal treatment, which produces some reduction in strength. The "H" is always followed by two or more digits.
W	Solution Heat-Treated - An unstable temper applicable only to alloys which age spontaneously at room temperature after solution heat treatment.

The first digit after the H indicates a basic operation:

- H1 - Strain Hardened Only.
- H2 - Strain Hardened and Partially Annealed.
- H3 - Strain Hardened and Stabilized.
- H4 - Strain Hardened and Lacquered or Painted.

The second digit after the H indicates the degree of strain hardening:

- HX2 - Quarter Hard
- HX4 - Half Hard
- HX6 - Three-Quarters Hard
- HX8 - Full Hard
- HX9 - Extra Hard

Subdivisions of T Temper - Thermally Treated:

- T1 - Naturally aged after cooling from an elevated temperature shaping process, such as extruding.

T2 - Cold worked after cooling from an elevated temperature shaping process and then naturally aged.

T3 - Solution heat treated, cold worked and naturally aged.

T4 - Solution heat treated and naturally aged.

T5 - Artificially aged after cooling from an elevated temperature shaping process.

T6 - Solution heat treated and artificially aged.

T7 - Solution heat treated and stabilized (over-aged).

T8 - Solution heat treated, cold worked and artificially aged.

T9 - Solution heat treated, artificially aged and cold worked.

T10 - Cold worked after cooling from an elevated temperature shaping process.

Aluminium Sheet Specifications

5005H34

Aluminium alloy 5005 is a medium strength alloy with very good resistance to atmospheric corrosion and very good weldability that is highly suitable for decorative anodising.

PLEASE NOTE: that whilst alloy 5005 is suitable for anodising, streaks can occur - if the finish you are seeking is critical, please specify 'special anodising quality' at time of order.

Alloy 5005 is typically used in:

- Buildings - Roofing, Cladding, Corrugated Sheet
- Signage, Road Signs & Name Plates
- Food & Chemical Equipment
- Furniture
- Anodised Parts
- HVAC Equipment
- Packaging
- Pipe and Tube
- Can Bodies

Generic Physical Properties	
Physical Property	Value
Density	2.70 g/cm ³
Melting Point	655°C
Thermal Expansion	23.5 x 10 ⁻⁶ /K
Modulus of Elasticity	69.5 GPa
Thermal Conductivity	201 W/m.K
Electrical Resistivity	52% IACS
Electrical Resistivity	0.033 x10 ⁻⁶ Ω .m

Mechanical Properties	
Aluminium Sheet - 0.2mm to 12.5mm	BS EN 485-2:2008
Mechanical Property	Value
Proof Stress	110 Min MPa
Tensile Strength	145 - 185 MPa
Hardness Brinell	47 HB

5052H32

Aluminium alloy 5052 in H32 temper has very good corrosion resistance to seawater and marine and industrial atmosphere. It also has very good weldability and good cold formability. It is a medium to high strength alloy with a strength slightly higher than 5251 and a medium to high fatigue strength.

Alloy 5052-H32 has a range of useful properties:

- Decorative Finish
- Hard Wearing
- Non-Slip
- Corrosion Resistant
- Low Maintenance
- Anti-Static
- Light-weight
- Applications

Alloy 5052 is typically used in:

- Treadplate
- Boiler making
- Containers
- Nameplates
- Road Signs
- Architectural Paneling
- Welded Tubes
- Chemical Industry
- Irrigation
- Desalination units
- Pressure Vessels
- Rivets

TEMPER TYPES

The most common tempers for 5052 aluminium is:

H32 - Work hardened by rolling then stabilised by low-temperature heat treatment to quarter hard.

Generic Physical Properties	
Physical Property	Value
Density	2.68 g/cm ³
Melting Point	605 °C
Thermal Expansion	23.7 x10 ⁻⁶ /K
Modulus of Elasticity	70 GPa
Thermal Conductivity	138 W/m.K
Electrical Resistivity	0.0495 x10 ⁻⁶ Ω .m

Mechanical Properties	
Sheet & Treadplate - 0.2mm to 6.00mm	BS EN 485-2:2008
Mechanical Property	Value
Proof Stress	130 Min MPa
Tensile Strength	210 - 260 MPa
Hardness Brinell	61 HB

The properties above are for material in the H32 condition.

WELDABILITY

Weldability - Gas: **Good**

Weldability - Arc: **Very Good**

Weldability - Resistance: **Very Good**

Brazability: **Acceptable**

Solderability: **Not recommended**

FABRICATION

Workability - Cold: **Good**

Machinability: **Acceptable**

5083H321/116

Aluminium 5083 is known for exceptional performance in extreme environments. 5083 is highly resistant to attack by both seawater and industrial chemical environments.

Alloy 5083 also retains exceptional strength after welding. It has the highest strength of the non-heat treatable alloys but is not recommended for use in temperatures in excess of 65°C.

Alloy 5083 is typically used in:

- Shipbuilding
- Rail cars
- Vehicle bodies
- Tip truck bodies
- Mine skips and cages
- Pressure vessels

Mechanical Properties shown are for O/H111 temper.

TEMPER TYPES

The most common tempers for 5083 aluminium are:

- O - Soft
- H111 - Some work hardening imparted by shaping processes but less than required for H11 temper
- H32 - Work hardened by rolling then stabilised by low-temperature heat treatment to quarter hard

Generic Physical Properties

Physical Property	Value
Density	2.65 g/cm ³
Melting Point	570 °C
Thermal Expansion	25 x 10 ⁻⁶ /K
Modulus of Elasticity	72 GPa
Thermal Conductivity	121 W/m.K
Electrical Resistivity	0.058 x10 ⁻⁶ Ω.m

Mechanical Properties

Mechanical Property	Value
Sheet - 0.2mm to 6.30mm	BS EN 485-2:2008
Proof Stress	125 Min MPa
Tensile Strength	275 - 350 MPa
Hardness Brinell	75 HB

Mechanical Properties

Mechanical Property	Value
Plate - 6.3mm to 80mm	BS EN 485-2:2008
Proof Stress	115 Min MPa
Tensile Strength	270 - 345 MPa
Hardness Brinell	75 HB

Mechanical Properties

Mechanical Property	Value
Sheet & Treadplate - 0.2mm to 6.00mm	BS EN 485-2:2008
Proof Stress	110 Min MPa
Tensile Strength	260 Min MPa
Hardness Brinell	70 HB
Elongation A	12 Min %

The properties above are for material in the Soft O/H111 condition.

WELDABILITY

When welding 5083 to itself or another alloy from the same sub-group, the recommended filler metal is 5183. Other suitable fillers are 5356 and 5556.

Weldability - Gas: **Average**

Weldability - Arc: **Excellent**

Weldability - Resistance: **Excellent**

Brazability: **Poor**

Solderability: **Poor**

FABRICATION

Workability - Cold: **Average**

Machinability: **Poor**

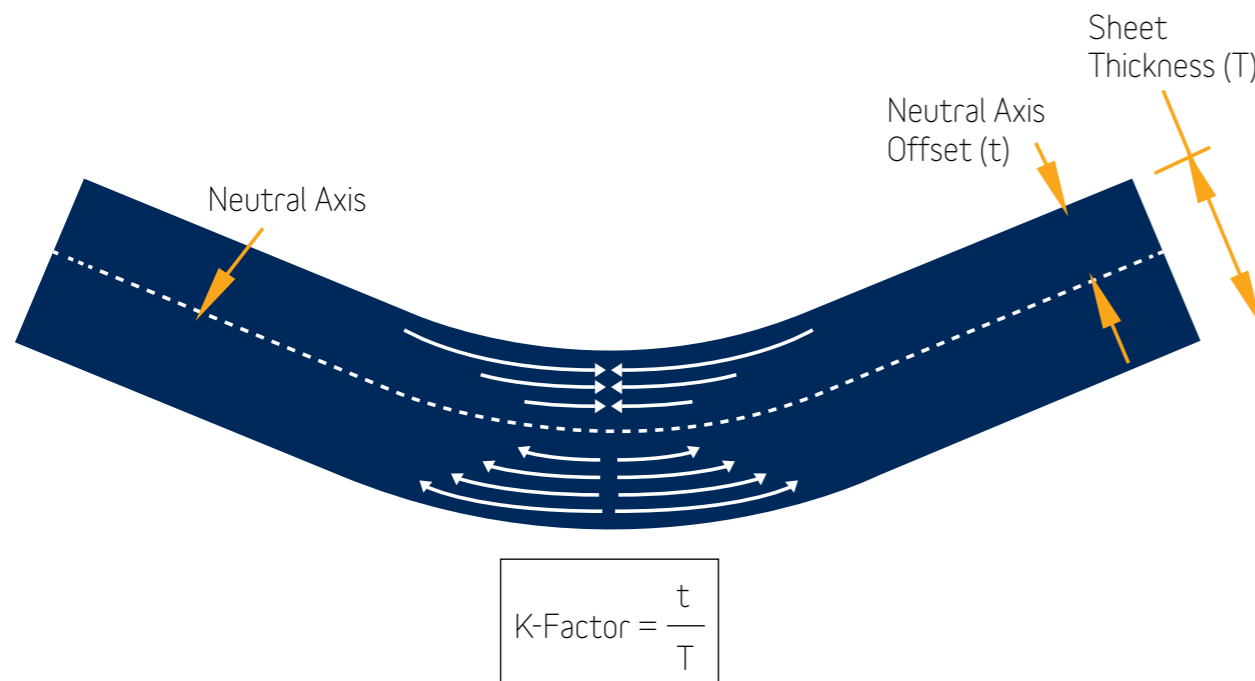
SHEET METAL K-FACTOR

When you bend a piece of sheet metal, one portion of its section undergoes compression and the other one undergoes tension. Compression occurs in the part of the section which besides the inside radius and the tension occurs in the part which besides outside radius. There is a line in the section where neither compression nor tension takes place. This line is called the neutral axis. The transition from compression to tension takes place from this neutral axis.

The neutral axis is exactly in the middle of the section when the sheet is flat or unbent. But when you bend it, the neutral axis moves towards the inside bend. Hence this relocation of the neutral axis causes a change in its distance from the inside bend. But the length of the neutral axis remains the same even after the bend.

WHAT IS THE K-FACTOR IN SHEET METAL?

K-Factor is actually the ratio of the offset (t) of the neutral axis from the inside bend and the thickness of the sheet (T) when a piece of sheet metal is bent. As I have shown in the images below.



SHEET METAL K-FACTOR

It is a very important term used in sheet metal design. It is used to calculate Bend Allowance and Bend Deduction which are further used to calculate the flat pattern. Hence all of the sheet metal designing software use K-Factor, in order to provide an accurate design of the flat pattern of the sheet metal component.

The location of the neutral axis is not the same in all cases. Hence, the K-Factor is different for different cases. And it depends on some factors like:

- Material Thickness
- Inside Bend Radius
- Material's Physical Properties
- Sheet Metal Forming Method

Hence the value of the K-Factor is different for the different material, inside bend radius, method of forming and different thickness. It ranges from 0 to 0.5. But practically, it is found to be between 0.3 and 0.5 in usual cases.

K-FACTOR CALCULATOR

You can use a K Factor Chart to collect the value of K-Factor for the given case. But if you want to calculate it by yourself, you can make a trial on some sample pieces. You can try on 3-5 samples. Follow the following steps as your K Factor Calculator:

- Prepare 5 sample blanks of the same size (same width and length)
- Bend the sample pieces by using the tooling which you are going to use in the actual forming of the final pieces.
- Now, accurately measure the flange lengths of all of the samples of the sheet metal pieces. Take an average dimension out of them.
- Also, take accurate measurements of the inside bend radii of all of the bend components. [Note: You should use some devices like an **optical comparator** to measure the inside bend radius precisely.]

- As you have got the measurement of the flange lengths and the inside bend radii of the bend samples now, you can calculate the leg length easily. To calculate the leg lengths, you just have to deduct or subtract the inside bend radius and the material thickness from the flange lengths, if the bend angle is 90 degree.
- Now it's time to calculate the Bend Allowance. To calculate it, you just have to subtract your leg lengths from the length of the flat pattern.
- At last, when you have got the value for the Bend Allowance, you can use a formula to calculate the K-Factor. The formula, I have shared below.

K-FACTOR CALCULATOR FORMULA

You can use the following K Factor Formula to calculate the K-Factor for your available material, tooling, etc:

$$K = \frac{180 * BA}{\pi * B * T} - \frac{R}{T}$$

Here in this formula, BA = Bend Allowance

B = Bend Angle in degree

T = Material Thickness

R = Inside Bend Radius

WHY DO I NEED TO RESTRAIN MY LOAD?

To be safe

Loads that aren't restrained properly can injure or kill and can cause significant property damage.

- If the load falls off it endangers the lives of other road users through a direct collision or by causing other drivers to swerve to avoid it
- If the load moves forwards it can pierce the cabin and injure or kill the driver or passenger.
- If the load makes the vehicle unstable it can cause an incident, especially when taking corners.

It's good for business

Your corporate reputation and your financial position can suffer if you're involved in a load restraint incident due to:

- Adverse publicity
- Loss of contracts due to damaged goods
- Insurance excess payments
- Increase in insurance premiums

Unrestrained loads may move

- Forces from changes in speed, direction or slope may cause a load to shift
- These forces result from normal driving conditions including braking, accelerating, cornering, road surfaces and air flow
- The weight of a load is not enough to hold it in place
- A heavy load is just as likely to fall off as a light load because the heavier the load, the higher the forces it experiences

LOAD RESTRAINT

You are legally responsible for restraining your load so that:

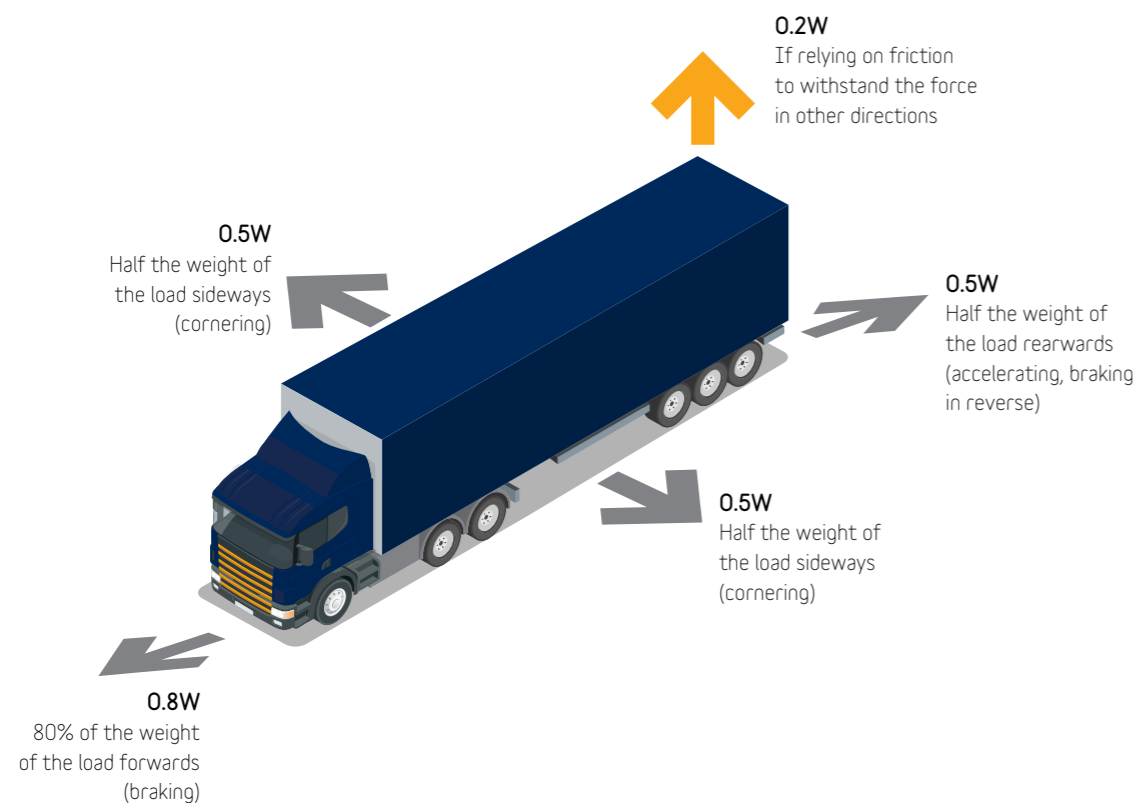
- **It does not come of your vehicle** under normal driving conditions, including heavy braking and minor collisions. If it comes off, this is evidence you have breached the law

- **It does not negatively affect the stability of the vehicle**, which can cause the vehicle to roll over or swerve uncontrollably, and cause an accident
- **It does not stick out of the vehicle** in a way that could injure people, damage property or obstruct others' paths

You must pick up any fallen load if it is safe to do so, or arrange for someone to retrieve it.

PERFORMANCE STANDARDS FOR LOAD RESTRAINT

The Performance Standards set out the minimum amount of force a restraint system must be able to withstand in each direction. For every vehicles, these forces are:



If a load is restrained to meet the Performance Standards it will not fall off or affect stability of the vehicle under expected driving conditions. This includes emergency braking and minor collisions.

Refer to the "Load Restraint Guide", National Transport Commission (www.ntc.gov.au).

CARE + MAINTENANCE

Aluminium is a proven construction material for buildings, vehicles, appliances and products, both as a framing and cladding material. In the building industry, it is by far the most common material used for window and door joinery, curtain walls and shop fronts. It is widely used in every aspect of the transport, leisure, boating and household appliance industries. Its selection is based on many criteria - one being its ease of fabrication to provide visual appeal and easy maintenance.

Aluminium has natural beauty and luster of its own, yet its surface can be treated in various ways to protect and enhance its appearance, which can be maintained with regular, low maintenance attention.

The surface of fabricated aluminium, whether untreated, anodised or coated, can be spoiled by improper care. Here, we briefly summarize the methods of maintaining good appearance of aluminium surfaces after installation. Usually this care is no more than periodic cleaning, as in e.g.: window glass. Anodising treatment will substantially enhance appearance, render the surface more resistant to various forms of attack and facilitate cleaning and maintenance.

Grime which causes deterioration cannot be prevented from settling on exposed surfaces. If cleaned reasonably frequently then the mildest methods of washing will produce satisfactory results. There are many ways to clean aluminium, from using plain water to harsh abrasives. The type of cleaning that should be used is governed by the finish, degree of soiling, and the size, shape and location of the surface to be cleaned. The mildest method possible should be used, particularly for aluminium which has been anodised.

With anodised aluminium, surface deterioration occurs as a result of grime deposition and contaminated moisture attack. In coastal environments it is caused by airborne chlorides, in industrial or urban environments by sulfur compounds. Grime deposits absorb contaminated moisture like a sponge, assisting attack on the film, which cannot be restored without removal. Cleaning frequency depends on accessibility and environmental severity. In rural areas, cleaning may be needed only every six months. In industrial and marine environments, cleaning is recommended at least every three months, preferably monthly.

The following cleaning materials and procedures are listed in order from mild to harsh. The mildest treatment should be tried on a small area and if not satisfactory only then should the next be examined:


- Plain water
- Water with mild soap or detergent
- Solvents, e.g. kerosene, turpentine, white spirit
- Non-etching chemical cleaner
- Wax-based polish
- Abrasive wax
- Abrasives

After applying cleaning agents, the surface should be washed down thoroughly and dried with a clean cloth to prevent streaking. There should be no concentration of cleaning agents at the bottom edges of the aluminium. If using proprietary cleaning solutions, manufacturers' recommendations should be obtained and followed carefully.

If abrasives are used, the appearance of the aluminium finish may be altered. If there is a grain in the finish, cleaning action should always be with the grain. If the condition of the surface indicates the use of abrasive or etching materials, it is advisable to consult a cleaning specialist. If all other methods fail it may be necessary to resort to heavy-duty cleaning. This involves cleaning methods using strong etching chemicals or coarser abrasives.

ALUMINIUM MAINTENANCE/CLEANING CHART

ENVIRONMENT	MAINTENANCE/CLEANING	ENVIRONMENT DEFINITION
Extreme	2-4 Weeks	Up to 1km from salt water/heavy industrial
Severe	1 Month	Between 1km-5km from salt water/heavy industrial
Moderate	3 Months	Between 5km-10km from salt water/heavy industrial
Mild	4 Months	Between 10km-50km from salt water/heavy industrial
Low	6 Months	Over 50km from salt water/heavy industrial




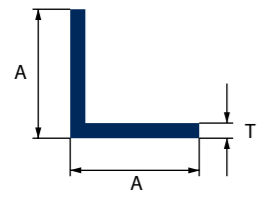
DISCLAIMER

Whilst best efforts have been made to ensure the details contained herein are accurate and correct, Ullrich Aluminium is not responsible for any loss or damage whatsoever arising as a result of any errors contained in this document. Interpretation of standards or codes within this document is Ullrich Aluminium interpretation of such codes. Responsibility for code compliance remains with the user of this document. In some cases product specifications may vary without notice. Users should not act or rely upon any information contained in this document without obtaining appropriate professional advice relating to their particular circumstances. To the maximum extent permitted by law Ullrich Aluminium disclaims all liability for loss or damage suffered by anyone who acts or fails to act in reliance of this document.

Please Note: Standard geometric listed in the following tables highlighted with a grey box [■] are mill runs only [minimum 250kg].
If items are not located in your location marked without the [●], contact your local Ullrich Aluminium Branch for availability.

EQUAL ANGLES STANDARD GEOMETRICS

ANGLES HAVE LEGS OF EQUAL LENGTH AND OF EQUAL THICKNESS.



CUSTOM LENGTHS AVAILABLE UPON REQUEST


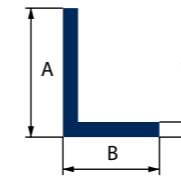
■ MILL RUN ONLY
● IN STOCK

Angles - Available in Mill Finish, Anodised and Powder Coated

Part Number	A mm	T mm	L mm	Alloy/Temp	Nominal Mass/Piece	QLD	NSW	VIC	SA	TAS	WA	NT
A12121.6MI6.5L	12	1.6	6500	6060T5	0.630	●	●	●	●	●	●	●
A12123MI6.5L	12	3.0	6500	6060T5	1.111	●	●	●	●	●	●	●
A16161.6MI6.5L	16	1.6	6500	6060T5	0.858	●	●	●	●	●	●	●
A16163MI6.5L	16	3.0	6500	6060T5	1.525	●	●	●	●	●	●	●
A20201.6MI6.5L	20	1.6	6500	6060T5	1.079	●	●	●	●	●	●	●
A20203MI6.5L	20	3.0	6500	6060T5	1.956	●	●	●	●	●	●	●
A25251.6MI6.5L	25	1.6	6500	6060T5	1.365	●	●	●	●	●	●	●
A25253MI6.5L	25	3.0	6500	6060T5	2.483	●	●	●	●	●	●	●
A25256MI6.5L	25	6.0	6500	6060T5	4.647	●	●	●	●	●	●	●
A32321.6MI6.5L	32	1.6	6500	6060T5	1.748	●	●	●	●	●	●	●
A32323MI6.5L	32	3.0	6500	6060T5	3.211	●	●	●	●	●	●	●
A40401.6MI6.5L	40	1.6	6500	6060T5	2.210	●	●	●	●	●	●	●
A40403MI6.5L	40	3.0	6500	6060T5	4.069	●	●	●	●	●	●	●
A40404MI6.5L	40	4.0	6500	6060T5	5.356	●	●	●	●	●	●	●
A40406MI6.5L	40	6.0	6500	6060T5	7.819	●	●	●	●	●	●	●
A50501.6MI6.5L	50	1.6	6500	6060T5	2.769	●	●	●	●	●	●	●
A50503MI6.5L	50	3.0	6500	6060T5	5.128	●	●	●	●	●	●	●
A50504MI6.5L	50	4.0	6500	6060T5	6.740	●	●	●	●	●	●	●
A50506MI6.5L	50	6.0	6500	6060T5	9.899	●	●	●	●	●	●	●
A60603MI6.5L	60	3.0	6500	6060T5	6.155	●	●	●	●	●	●	●
A60606MI6.5L	60	6.0	6500	6060T5	12.051	●	●	●	●	●	●	●
A75753MI6.5L	75	3.0	6500	6060T5	7.767	●	●	●	●	●	●	●
A76769.5MI5.5NL	76.2	9.52	5500	6061T6	20.273	■	■	■	■	■	■	■
A76276.232MI6.5L	76.2	3.2	6500	6060T5	8.313	■	■	■	■	■	■	■
A80804MI6.5L	80	4.0	6500	6060T5	10.952	●	●	●	●	●	●	●
A80806MI6.5L	80	6.0	6500	6060T5	16.276	●	●	●	●	●	●	●
A1001006MI6.5L	100	6.0	6500	6060T5	20.429	●	●	●	●	●	●	●
A10010010MI6.5L	100	10.0	6500	6060T5	33.442	●	●	●	●	●	●	●
A1501506MI6.5L	150	6.0	6500	6060T5	31.089	●	●	●	●	●	●	●

UNEQUAL ANGLES STANDARD GEOMETRICS

ANGLES HAVE LEGS OF UNEQUAL LENGTH BUT OF EQUAL THICKNESS.



CUSTOM LENGTHS AVAILABLE UPON REQUEST


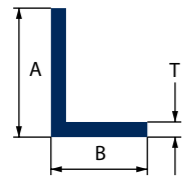
■ MILL RUN ONLY
● IN STOCK

Angles - Available in Mill Finish, Anodised and Powder Coated

Part Number	A mm	B mm	T mm	L mm	Alloy/Temp	Nominal Mass/Piece	QLD	NSW	VIC	SA	TAS	WA	NT
A20121.6MI6.5L	20	12	1.6	6500	6060T5	0.851	●	●	●	●	●	●	●
A25121.6MI6.5L	25	12	1.6	6500	6060T5	1.001	●	●	●	●	●	●	●
A25123MI6.5L	25	12	3.0	6500	6060T5	1.794	●	●	●	●	●	●	●
A25201.6MI6.5L	25	20	1.6	6500	6060T5	1.215	●	●	●	●	●	●	●
A25203MI6.5L	25	20	3.0	6500	6060T5	2.223	●	●	●	●	●	●	●
A32201.6MI6.5L	32	20	1.6	6500	6060T5	1.417	●	●	●	●	●	●	●
A32203MI6.5L	32	20	3.0	6500	6060T5	2.580	●	●	●	●	●	●	●
A32253MI6.5L	32	25	3.0	6500	6060T5	2.840	●	●	●	●	●	●	●
A40121.6MI6.5L	40	12	1.6	6500	6060T5	1.417	●	●	●	●	●	●	●
A40201.6MI6.5L	40	20	1.6	6500	6060T5	1.644	●	●	●	●	●	●	●
A40203MI6.5L	40	20	3.0	6500	6060T5	3.009	●	●	●	●	●	●	●
A40251.6MI6.5L	40	25	1.6	6500	6060T5	1.787	●	●	●	●	●	●	●
A40253MI6.5L	40	25	3.0	6500	6060T5	3.276	●	●	●	●	●	●	●
A50123MI6.5L	50	12	3.0	6500	6060T5	3.107	■	■	■	■	■	■	■
A50201.6MI6.5L	50	20	1.6	6500	6060T5	1.930	■	■	■	■	■	■	■
A50203MI6.5L	50	20	3.0	6500	6060T5	3.542	■	■	■	■	■	■	■
A50251.6MI6.5L	50	25	1.6	6500	6060T5	2.067	●	●	●	●	●	●	●
A50253MI6.5L	50	25	3.0	6500	6060T5	3.802	●	●	●	●	●	●	●
A50403MI6.5L	50	40	3.0	6500	6060T5	4.582	■	■	■	■	■	■	■
A60253MI6.5L	60	25	3.0	6500	6060T5	4.316	●	●	●	●	●	●	●
A60404MI6.5L	60	40	4.0	6500	6060T5	6.714	●	●	●	●	●	●	●
A70201.6MI6.5L	70	20	1.6	6500	6060T5	2.489	●	●	●	●	●	●	●
A70251.6MI6.5L	70	25	1.6	6500	6060T5	2.613	■	■	■	■	■	■	■
A70401.6MI6.5L	70	40	1.6	6500	6060T5	3.042	●	●	●	●	●	●	●
A75251.6MI6.5L	75	25	1.6	6500	6060T5	2.762	■	■	■	■	■	■	■
A75253MI6.5L	75	25	3.0	6500	6060T5	5.128	●	●	●	●	●	●	●
A76506.3MI5.5NL	76.2	50.8	6.35	5500	6061T6	11.522	●	●	●	●	●	●	●
A76555MI6.5L	76	55	5.0	6500	6060T5	11.056	■	■	■	■	■	■	■
A76225.4318MI6.5L	76.2	25.4	3.18	6500	6060T5	5.493	■	■	■	■	■	■	■
A80203MI6.5L	80	20	3.0	6500	6060T5	5.102	●	●	●	●	●	●	●
A80406MI6.5L	80	40	6.0	6500	6060T5	12.005	●	●	●	●	●	●	●

UNEQUAL ANGLES STANDARD GEOMETRICS

ANGLES HAVE LEGS OF UNEQUAL LENGTH BUT OF EQUAL THICKNESS.



CUSTOM LENGTHS AVAILABLE UPON REQUEST


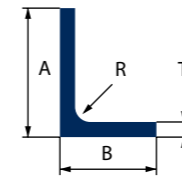
■ MILL RUN ONLY
● IN STOCK

Angles - Available in Mill Finish, Anodised and Powder Coated

Part Number	A mm	B mm	T mm	L mm	Alloy/ Temper	Nominal Mass/Piece	QLD	NSW	VIC	SA	TAS	WA	NT
A80502.5MI6.5L	80	50	2.5	6500	6060T5	5.596							
A90401.6MI6.5L	90	40	1.6	6500	6060T5	3.614							
A100503MI6.5L	100	50	3.0	6500	6060T5	7.767	●	●	●	●	●		●
A100504MI6.5L	100	50	4.0	6500	6060T5	10.250							
A100506MI6.5L	100	50	6.0	6500	6060T5	15.216	●	●	●	●	●	●	
A1008010MI6.5L	100	80	10.0	6500	6082T5	29.945							
A125503MI6.5L	125	50	3.0	6500	6060T5	9.054	●	●	●	●	●	●	
A150756MI6.5L	150	75	6.0	6500	6060T5	23.146	●	●	●	●	●	●	●
A1508010MI6.5L	150	80	10.0	6500	6082T5	38.590							

STRUCTURAL ANGLES STANDARD GEOMETRICS

ANGLES HAVE LEGS OF EQUAL LENGTH AND OF EQUAL THICKNESS.
THE INSIDE CORNER RADIUS IS GREATER THAN 5mm.



CUSTOM LENGTHS AVAILABLE UPON REQUEST

■ MILL RUN ONLY
● IN STOCK


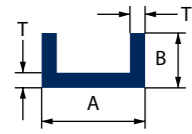
Structural Angles - Available in Mill Finish, Anodised and Powder Coated

Part Number	A mm	B mm	T mm	R mm	L mm	Alloy/ Temper	Normal Mass/Piece	QLD	NSW	VIC	SA	TAS	WA	NT
A38384.75MI5.5NL	38.10	38.10	4.75	0.30	5500	6061T6	5.060		●	●				
A40123MI6.5L	40	12	3.0	0.30	6500	6060T5	2.580							
SA51516.4MI5.5NL	50.8	50.8	6.35	6.10	5500	6061T6	9.097							
SA63563.5635MI5.5L	63.5	63.5	6.35	-	5500	6082T5	11.506							
A64646.35MI5.5NL	63.50	63.56	6.35	6.86	5500	6061T6	11.520							
A76766.35MI5.5NL	76.2	76.2	6.35	7.62	5500	6061T6	13.953	●	●	●		●		
A76769.5MI5.5NL	76.2	76.2	9.52	7.60	5500	6061T6	20.273	●	●		●			
A76506.3MI5.5NL	76.2	50.8	6.35	6.86	5500	6061T6	11.522	●	●		●			
SA80506MI6L	80	50	6.0	-	6000	6061T6	12.102							
SA80806MI6.1L	80	80	6.0	-	6100	6082T5	15.274							
SA808010MI6L	80	80	10.0	-	6000	6061T6	24.426							
SA10010080MI6L	100	100	8.0	-	6000	6061T6	25.008							
SA125506MI6L	125	50	6.0	-	6000	6082T5	16.458							
SA2001008MI6.5L	200	100	8.0	-	6500	6005AT5	41.321							

**** NOTE: RADIUS ABBREVIATED WITH [-]
CONTACT YOUR LOCAL BRANCH FOR SPECIFICATIONS**

CHANNELS STANDARD GEOMETRICS

CHANNELS ARE SOMETIME REFERRED TO AS 'C-CHANNELS' HAVE THE WEB AND FLANGES OF UNIFORM THICKNESS.



CUSTOM LENGTHS AVAILABLE UPON REQUEST


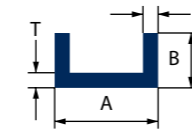
■ MILL RUN ONLY
● IN STOCK

Channels - Available in Mill Finish, Anodised and Powder Coated

Part Number	A mm	B mm	T mm	L mm	Alloy/ Temper	Nominal Mass/Piece	QLD	NSW	VIC	SA	TAS	WA	NT
C101016MI6.5L	10	10	1.6	6500	6060T5	0.754	●	●	●	●	●	●	●
C121016MI6.5L	12	10	1.6	6500	6060T5	0.806	■	■	■	■	■	■	■
C121216MI6.5L	12	12	1.6	6500	6060T5	0.923	●	●	●	●	●	●	●
C161216MI6.5L	16	12	1.6	6500	6060T5	1.033	■	■	■	■	■	■	■
C161616MI6.5L	16	16	1.6	6500	6060T5	1.274	●	●	●	●	●	●	●
C16163MI6.5L	16	16	3.0	6500	6060T5	2.210	■	■	■	■	■	■	■
C201616MI6.5L	20	16	1.6	6500	6060T5	1.378	●	■	■	■	■	■	■
C202016MI6.5L	20	20	1.6	6500	6060T5	1.592	●	●	●	●	●	●	●
C20203MI6.5L	20	20	3.0	6500	6060T5	2.853	●	●	●	●	●	●	●
C22223MI5L	22	22	3.0	5000	6060T5	2.440	●	■	■	■	■	■	■
C25123MI6.5L	25	12	3.0	6000	6060T5	2.262	●	■	■	■	■	■	■
C252016MI6.5L	25	20	1.6	6500	6060T5	1.742	●	●	■	●	●	●	■
C252025MI6.5L	25	20	2.5	6500	6060T5	2.632	■	■	●	■	■	■	■
C252516MI6.5L	25	25	1.6	6500	6060T5	2.021	●	●	●	●	●	●	●
C25253MI6.5L	25	25	3.0	6500	6060T5	3.646	●	●	●	●	●	●	●
C25403MI6.5L	25	40	3.0	6500	6060T5	5.232	●	●	●	●	●	●	●
C321616MI6.5L	32	16	1.6	6500	6060T5	1.703	●	●	■	■	■	■	■
C32253MI6.5L	32	25	3.0	6500	6060T5	3.997	●	●	●	●	●	●	●
C40202MI6.5L	40	20	2.0	6500	6060T5	2.665	■	■	■	■	■	■	■
C40203MI6.5L	40	20	3.0	6500	6060T5	3.913	■	●	●	●	●	■	■
C40253MI6.5L	40	25	3.0	6500	6060T5	4.439	●	●	●	●	●	●	●
C40403MI6.5L	40	40	3.0	6500	6060T5	6.025	●	●	●	●	●	●	■
C40506MI6.5L	40	50	6.0	6500	6060T5	13.481	●	■	■	■	■	■	■
C50253MI6.5L	50	25	3.0	6500	6060T5	4.966	●	●	●	●	●	●	●
C50503MI6.5L	50	50	3.0	6500	6060T5	7.579	●	●	●	●	●	■	■
C532516MI6.5L	53	25	1.6	6500	6060T5	2.626	■	■	■	■	■	■	■

CHANNELS STANDARD GEOMETRICS

CHANNELS ARE SOMETIME REFERRED TO AS 'C-CHANNELS' HAVE THE WEB AND FLANGES OF UNIFORM THICKNESS.



CUSTOM LENGTHS AVAILABLE UPON REQUEST


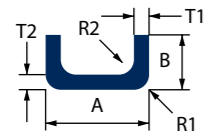
■ MILL RUN ONLY
● IN STOCK

Channels - Available in Mill Finish, Anodised and Powder Coated

Part Number	A mm	B mm	T mm	L mm	Alloy/ Temper	Nominal Mass/Piece	QLD	NSW	VIC	SA	TAS	WA	NT
C60323MI6.5L	60	32	3.0	6500	6060T5	6.233	●	●	●	■	■	■	■
C70302.5MI6.5L	70	30	2.5	6500	6060T5	5.512	■	■	■	■	■	■	■
C76387.9MI5.5NL	76	38	7.9	5500	6061T6	15.020	■	■	■	■	■	■	■
C80253MI6.5L	80	25	3.0	6500	6060T5	6.552	■	■	■	■	■	■	■
C80403MI6.5L	80	40	3.0	6500	6060T5	8.105	●	●	●	■	■	■	■
C80404MI6.5L	80	40	4.0	6500/6	6060T5/6106T6	10.712	●	●	■	■	■	■	■
C100253MI6.5L	100	25	3.0	6500	6060T5	7.611	●	●	●	●	●	●	●
C100503MI6.5L	100	50	3.0	6500	6060T5	10.250	●	●	●	●	●	●	■
C100505MI6.5L	100	50	5.0	6500	6060T5	16.854	●	●	■	■	■	■	■
C102516.3MI5.5NL	102	51	6.3	5500	6061T6	20.520	●	●	●	●	■	■	■
C1276396MI5.5NL	127	63	9.5	5500	6081T6	28.875	●	●	●	●	■	■	■
C152648MI5.5IL	152	64	8.0	5500	6001T6	28.704	●	●	■	■	■	■	■

STRUCTURAL CHANNELS STANDARD GEOMETRICS

STRUCTURAL CHANNELS ARE SOMETIME REFERRED TO AS 'C-CHANNELS' HAVE THE WEB AND FLANGES OF DIFFERENT THICKNESSES WITH TWO INTERNAL AND EXTERNAL RADIUS CORNERS.



CUSTOM LENGTHS AVAILABLE UPON REQUEST

■ MILL RUN ONLY
● IN STOCK


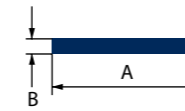
Structural Channel - Available in Mill Finish, Anodised and Powder Coated

Part Number	A mm	B mm	T1 mm	T2 mm	R1 mm	R2 mm	L mm	Alloy/ Temper	Normal Mass/Piece	QLD	NSW	VIC	SA	TAS	WA	NT
C56531845MI6.1DGL	56.5	31.8	4.5	4.5	-	6.0	6100	6005AT5	8.491	■	■	■	■	■	■	■
C763879MI5.5NL	76.2	38.1	7.92	6.35	0.40	7.62	5500	6061T6	15.020	●	●	●	●	●	●	●
C80406MI6.5QL	80	40.0	6.0	6.0	0.40	4.00	6500	6106T6	15.704	●	●	●	●	●	●	●
C100505MI6.5L	100	50.0	5.0	5.0	0.40	5.00	6500	6060T5	16.854	●	●	●	●	●	●	●
C1025163MI5.5NL	101.6	50.8	7.90	6.35	0.50	9.00	5500	6061T6	20.520	●	●	●	●	●	●	●
C1778762MI5.5L	177.8	76.2	11.1	6.35	-	12.1	5500	6061T6	40.738	■	■	■	■	■	■	■
C20090108MI8QL	200	90.0	10.0	8.0	10.00	4.00	8000	6082/6061	69.2	■	■	■	■	■	■	■
C20090108MI6.5NL	200	90.0	10.0	8.0	10.00	4.00	6500	6082/6061	56.225	●	■	■	■	■	●	■
C30090108MI6.5QL	300	90.0	10.0	8.0	15.00	12.00	6500	6106T6	10.852	■	■	■	■	■	■	■

**** NOTE: RADIUS ABBREVIATED WITH [-]
CONTACT YOUR LOCAL BRANCH FOR SPECIFICATIONS**

FLAT BAR STANDARD GEOMETRICS

FLAT BARS HAVE UNIFORM THICKNESS WITHOUT CORNER RADII.



CUSTOM LENGTHS AVAILABLE UPON REQUEST

■ MILL RUN ONLY
● IN STOCK

Flat Bar - Available in Mill Finish, Anodised and Powder Coated

Part Number	A mm	B mm	L mm	Alloy/Temper	Nominal Mass/Piece	QLD	NSW	VIC	SA	TAS	WA	NT
F103MI4L	10	3.0	4000	6060T5	0.324	●	●	●	●	●	●	●
F121.6MI4L	12	1.6	4000	6060T5	0.208	●	●	●	●	●	●	●
F123MI4L	12	3.0	4000	6060T5	0.392	●	●	●	●	●	●	●
F126MI4L	12	6.0	4000	6060T5	0.780	●	●	●	●	●	●	●
F163MI4L	16	3.0	4000	6060T5	0.520	●	●	●	●	●	●	●
F201.6MI4L	20	1.6	4000	6060T5	0.348	●	●	●	●	●	●	●
F203MI4L	20	3.0	4000	6060T5	0.652	●	●	●	●	●	●	●
F204MI4L	20	4.0	4000	6060T5	0.868	●	●	●	●	●	●	●
F206MI4L	20	6.0	4000	6060T5	1.300	●	●	●	●	●	●	●
F2010MI4L	20	10	4000	6060T5	2.160	●	●	●	●	●	●	●
F2012MI4L	20	12	4000	6060T5	2.592	■	■	■	■	■	■	■
F251.6MI4L	25	1.6	4000	6060T5	0.432	●	●	●	●	●	●	●
F253MI4L	25	3.0	4000	6060T5	0.812	●	●	●	●	●	●	●
F254MI4L	25	4.0	4000	6060T5	1.080	●	●	●	●	●	●	●
F255MI6L	25	5.0	6000	6060T5	2.022	■	■	■	■	■	■	■
F256MI4L	25	6.0	4000	6060T5	1.628	●	●	●	●	●	●	●
F2510MI4L	25	10.0	4000	6060T5	2.712	●	●	●	●	●	●	●
F2510MI4L	25	10.0	4000	6060T5	3.375	●	●	●	●	●	●	●
F2512MI4L	25	12.0	4000	6060T5	3.252	●	●	●	●	●	●	●
F2520MI4L	25	20.0	4000	6060T5	5.400	■	■	■	■	■	■	■
F323MI4L	32	3.0	4000	6060T5	1.072	●	●	●	●	●	●	●
F325MI6L	32	5.0	6000	6060T5	2.586	■	■	■	■	■	■	■
F326MI4L	32	6.0	4000	6060T5	2.080	●	●	●	●	●	●	●
F3210MI4L	32	10.0	4000	6060T5	3.456	●	●	●	●	●	●	●
F403MI4L	40	3.0	4000	6060T5	1.300	●	●	●	●	●	●	●
F404MI4L	40	4.0	4000	6060T5	1.724	●	●	●	●	●	●	●
F405MI6L	40	5.0	6000	6060T5	3.246	■	■	■	■	■	■	■
F406MI4L	40	6.0	4000	6060T5	2.600	●	●	●	●	●	●	●
F4010MI4L	40	10.0	4000	6060T5	4.336	●	●	●	●	●	●	●
F4012MI4L	40	12.0	4000	6060T5	5.204	■	■	■	■	■	■	■
F4016MI4L	40	16.0	4000	6060T5	6.912	●	●	●	●	●	●	●
F4025MI4L	40	25.0	4000	6060T5	10.84	●	●	●	●	●	●	●


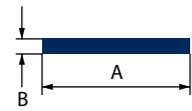
NOTE: Ullrich Aluminium reserves the right to change specifications and stocking locations without notice.

FLAT BAR STANDARD GEOMETRICS

FLAT BARS HAVE UNIFORM THICKNESS WITHOUT CORNER RADII.

CUSTOM LENGTHS AVAILABLE UPON REQUEST

■ MILL RUN ONLY
● IN STOCK



Flat Bar - Available in Mill Finish, Anodised and Powder Coated


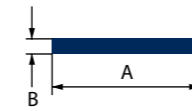
Part Number	A mm	B mm	L mm	Alloy/Temper	Nominal Mass/ Piece	QLD	NSW	VIC	SA	TAS	WA	NT
F503MI4L	50	3.0	4000	6060T5	1.624	●	●	●	●	●	●	●
F504MI4L	50	4.0	4000	6060T5	2.168	●	●	●				
F505MI6L	50	5.0	6000	6082T5	4.068	■	■	■	■	■	■	■
F506MI4L	50	6.0	4000	6060T5	3.252	●	●	●	●	●	●	●
F5010MI4L	50	10.0	4000	6060T5	5.420	●	●	●	●	●	●	●
F5012MI4L	50	12.0	4000	6060T5	6.504	●	●	●	●	●	●	●
F5020MI4L	50	20.0	4000	6060T5	10.800	●	●	●		●		
F5025MI4L	50	25.0	4000	6060T5	13.552	●	●	●		●		
F603MI4L	60	3.0	4000	6060T5	1.944	●	●	●	●	●	●	
F606MI4L	60	6.0	4000	6060T5	3.884	●	●	●	●	●	●	●
F6010MI4L	60	10.0	4000	6060T5	6.504	●	●	●	●	●	●	●
F6012MI4L	60	12.0	4000	6060T5	7.804	●	●		●	●		
F801.6MI3.6L	80	1.6	3600	6060T5	1.249	■	■	■	■	■	■	■
F803MI4L	80	3.0	4000	6060T5	2.600	●	●	●	●	●	●	●
F806MI4L	80	6.0	4000	6060T5	5.204	●	●	●	●	●	●	●
F808MI6L	80	8.0	6000	6082T5	10.368	■	■	■	■	■	■	■
F8010MI4L	80	10.0	4000	6060T5	8.636	●	●	●	●	●	●	●
F8012MI4L	80	12.0	4000	6060T5	10.368	●	●	●	●			
F8016MI4L	80	16.0	4000	6060T5	13.824	●					●	
F8025MI4L	80	25.0	4000	6060T5	21.600					●	●	
F1001.5MI3.75L	100	1.5	3750	6060T5	1.526	●	●	●	●	●		
F1003MI4L	100	3.0	4000	6060T5	3.252	●	●	●	●	●	●	●
F1006MI4L	100	6.0	4000	6060T5	6.504	●	●	●	●	●	●	●
F1008MI6L	100	8.0	6000	6082T6	12.948	■	■	■	■	■	■	■
F10010MI4L	100	10.0	4000	6060T5	10.840	●	●	●	●	●	●	●
F10012MI4L	100	10.0	4000	6060T5	13.008	●	●	●	●	●	●	
F10020MI4L	100	12.0	4000	6060T5	21.600	■	■	■	■	■	■	■
F10025MI4L	100	25.0	4000	6060T5	27.100	■	■	■	■	■	■	■
F12010MI4L	120	10.0	4000	6060T5	12.960	■	■	■	■	■	■	■

FLAT BAR STANDARD GEOMETRICS

FLAT BARS HAVE UNIFORM THICKNESS WITHOUT CORNER RADII.

CUSTOM LENGTHS AVAILABLE UPON REQUEST

■ MILL RUN ONLY
● IN STOCK



Flat Bar - Available in Mill Finish, Anodised and Powder Coated



Part Number	A mm	B mm	L mm	Alloy/Temper	Nominal Mass/ Piece	QLD	NSW	VIC	SA	TAS	WA	NT
F1508MI4L	150	8.0	4000	6060T5	12.952	■	■	■	■	■	■	■
F15010MI2.85L	150	10.0	2850	6005AT5	11.543	■	■	■	■	■	■	■
F1606MI4L	160	6.0	4000	6060T5	10.408	●	●	●	●	●	●	●
F16010MI4L	160	10.0	4000	6060T5	17.276	●	●	●	●	●	●	●
F16012MI4L	160	12.0	4000	6060T5	20.812	●	●	●	●	●	●	
F16025MI4L	160	25.0	4000	6060T5	43.200	■	■	■	■	■	■	■
F2006MI4.01L	200	6.0	4010	6060T5	12.992	●	●	●				
F20010MI4L	200	10.0	4000	6060T5	21.596	●	●	●	●	●	●	●

FLAT BAR WITH RADIUS CORNERS STANDARD GEOMETRICS

FLAT BARS HAVE UNIFORM THICKNESS WITH CORNER RADII OF MORE THAN 1mm.

CUSTOM LENGTHS AVAILABLE UPON REQUEST

- MILL RUN ONLY
- IN STOCK



Flat Bar with Rounded Corners - Available in Mill Finish, Anodised and Powder Coated

Part Number	A mm	B mm	R mm	L mm	Alloy/ Temper	Normal Mass/Piece	QLD	NSW	VIC	SA	TAS	WA	NT
FR25.43.2MI4L	25.4	3.2	3.2	4000	6060T5	0.832	■	■	■	■	■	■	■
FR404MI6L	40	4	4.0	6000	6060T5	2.532	■	■	■	■	■	■	■
FR506MI4L	50	6	6.0	4000	6060T5	3.252	●	●	●	■	■	■	■
FR508MI5.85L	50	8	8.0	5850	6082T5	6.306	■	■	■	■	■	■	■
FR5010MI6.5L	50	10	10.0	6500	6005AT5	8.431	■	■	■	■	■	■	■
FR605MI6PL	60	5	5.0	6000	6060T591	4.878	■	■	■	■	■	■	■
FR606MI4L	60	6	4.0	4000	6060T5	3.804	■	●	■	■	■	■	■
FR806MI4L	80	6	3.0	4000	6060T5	5.204	■	●	■	■	■	■	■
FR1001.5MI3.75L	100	1.5	-	3750	6060T5	1.515	■	■	■	■	■	■	■
FR1506MI4L	150	6	6	4000	6060T5	9.716	■	■	■	■	■	■	■
FR2008MI6NL	200	8	-	6000	6082T5	25.908	■	■	■	■	■	■	■

**** NOTE: RADIUS ABBREVIATED WITH [-]
CONTACT YOUR LOCAL BRANCH FOR SPECIFICATIONS**

ROUND ROD STANDARD GEOMETRICS

AN EXTRUDED ROD, OR ROUND BAR, IS A SOLID WHICH IS CIRCULAR IN SHAPE.

CUSTOM LENGTHS AVAILABLE UPON REQUEST

- MILL RUN ONLY
- IN STOCK




Round Rod - Available in Mill Finish, Anodised and Powder Coated

Part Number	Diameter mm	L mm	Alloy/ Temper	Normal Mass/ Piece	QLD	NSW	VIC	SA	TAS	WA	NT
RDR4.76MI3.6L	4.76	3600	6060T5	0.172	●	●	●	■	●	■	■
RDR6.35MI5L	6.35	5000	6060T5	0.430	●	●	●	■	●	●	■
RDR7.94MI5L	7.94	5000	6060T5	0.670	●	●	●	●	●	■	●
RDR10.00MI4L	10.00	4000	6060T5	0.852	●	●	●	●	●	●	●
RDR12.00MI4L	12.00	4000	6060T5	1.220	●	●	●	●	●	●	●
RDR15.88MI4NL	15.88	4000	6061T6	2.148	●	●	■	■	■	■	■
RDR16.00MI4L	16.00	4000	6060T5	2.180	●	●	●	●	●	●	●
RDR20.00MI4L	20.00	4000	6060T5	3.408	●	●	●	●	●	●	●
RDR25.00MI4L	25.00	4000	6060T5	5.30	●	●	●	●	●	●	●
RDR25.40MI4L	25.40	4000	6060T5	5.496	■	■	■	■	■	■	■
RDR30.00MI4NL	30.00	4000	6061T6	7.840	■	■	■	■	■	■	■
RDR33.00MI4NL	33.00	4000	6061T6	9.236	●	●	■	■	■	■	■
RDR39.00MI4L	39.00	4000	6061T6	12.960	■	■	■	■	■	■	■
RDR50.00MI4L	50.00	4000	6061T6	21.204	●	●	●	●	■	■	■
RDR50.80MI4NL	50.80	4000	6061T6	21.988	●	●	■	■	●	■	●
RDR60.33MI4L	60.33	4000	6061T6	30.872	■	■	■	■	■	■	■
RDR75.00MI3L	75.00	3000	6082T5	35.787	■	■	■	■	■	■	■
RDR76.19MI2L	76.19	2000	6061T6	25.622	■	■	■	■	■	■	■
RDR90.00MI3L	90.00	3000	6082T5	51.528	■	■	■	■	■	■	■
RDR101.6MI2NL	101.60	2000	6061T6	43.942	■	■	■	■	■	■	■
RDR127.00MI3IL	127.00	3000	6082T6	106.79	■	■	■	■	■	■	■
RDR150.00MI3L	150.00	3000	6082T6	143.14	■	■	■	■	■	■	■

NOTE: Ullrich Aluminium reserves the right to change specifications and stocking locations without notice.

SQUARE ROD STANDARD GEOMETRICS

A SQUARE BAR IS A SOLID WITH ALL FOUR SIDES EQUAL IN LENGTH. IT IS IDENTIFIED BY THE SIZE MEASUREMENT ACROSS THE FLATS.



CUSTOM LENGTHS AVAILABLE UPON REQUEST


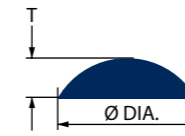
■ MILL RUN ONLY
● IN STOCK

Square Rod - Available in Mill Finish, Anodised and Powder Coated

Part Number	Diameter mm	L mm	Alloy/Temper	Normal Mass/ Piece	QLD	NSW	VIC	SA	TAS	WA	NT
SQR6.00MI4L	6	4000	6060T5	0.388	●	●	●	●	●	●	
SQR10.00MI4L	10	4000	6060T5	1.084	●	●	●	●	●	●	
SQR12.00MI4L	12	4000	6060T5	2.275	●	●	●	●	●	●	
SQR16.00MI4L	16	4000	6060T5	2.776	●	●	●	●			
SQR20.00MI4L	20	4000	6060T5	4.3200	●	●		●	●	●	
SQR25.00MI4L	25	4000	6060T5	6.752	●	●	●	●	●	●	
SQR40.00MI4L	40	4000	6106T6	17.024	●	●	●		●		
SQR50.00MI4IL	50	4000	6082T6	28.100	■	■	■	■	■	■	■
SQR50.00MI4L	50	4000	6106T6	28.100	■	■	■	■	■	■	■
SQR65.00MI4L	65	4000	6106T6	45.632	■	■	■	■	■	■	■

HALF ROUND STANDARD GEOMETRICS

A HALF ROUND IS A SOLID WHICH IS CIRCULAR IN THE SHAPE OF A SEMI CIRCLE.



CUSTOM LENGTHS AVAILABLE UPON REQUEST


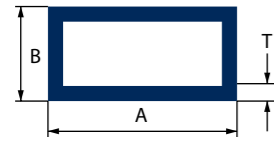
■ MILL RUN ONLY
● IN STOCK

Half Rod - Available in Mill Finish, Anodised and Powder Coated

Part number	Diameter mm	T mm	L mm	Alloy/Temper	Normal Mass/ Piece	QLD	NSW	VIC	SA	TAS	WA	NT
HR12.54.54.1MI4L	12.5	4.5	4000	6060T5	0.416	●	●	●		●		
HR164.53.7MI4EL	16.0	4.5	4000	6060T1	0.480	●						
HR194.52.9MI4L	19.0	4.5	4000	6060T5	0.452	●	●	●		●	●	
HR25.54.52.9MI4L	25.5	4.5	4000	6060T5	0.596	●	●	●	●	●	●	
HR3864.4MI4L	38.0	6.0	4400	6060T5	1.300	●	●	●		●	●	●
HR406MI6L	40.0	6.0	6000	6060T5	1.304	■	■	■	■	■	■	■
HR516MI4ZL	51.0	6.0	4000	6060T4	2.312		●					

RECTANGULAR HOLLOW SECTION STANDARD GEOMETRICS

A RECTANGULAR HOLLOW IS A HOLLOW OF UNIFORM THICKNESS IN THE SHAPE OF A RECTANGLE.



CUSTOM LENGTHS AVAILABLE UPON REQUEST


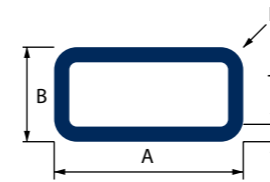
■ MILL RUN ONLY
● IN STOCK

Rectangular Hollow Section - Available in Mill Finish, Anodised and Powder Coated

Part Number	A mm	B mm	T mm	L mm	Alloy/ Temper	Nominal Mass/Piece	QLD	NSW	VIC	SA	TAS	WA	NT
RH38252MI6L	38	25	2.0	6000	6060T5	3.820							
RH38252.5MI6L	38	25	2.5	6000	6060T5	4.806					●	●	
RH40201.6MI6.5L	40	20	1.6	6500	6060T5	3.204	●	●			●		
RH40203MI6.5L	40	20	3.0	6500	6060T5	5.687	●	●	●			●	
RH40252.5MI6.5L	40	25	2.5	6500	6060T5	5.265	●	●	●	●	●		●
RH50251.6MI6.5L	50	25	1.6	6500	6060T5	4.030							
RH50252.5MI6.5L	50	25	2.5	6500	6060T5	6.168	●	●	●	●	●	●	
RH50253MI6.5L	50	25	3.0	6500	6060T5	7.293	●	●	●	●	●	●	●
RH50403MI6.5L	50	40	3.0	6500	6060T5	8.879	●			●	●	●	
RH60403MI6.5L	60	40	3.0	6500	6060T5	9.932	●	●	●	●	●	●	
RH60503MI6.5L	60	50	3.0	6500	6060T5	10.952							
RH75251.6MI6.6L	75	25	1.6	6600	6060T5	5.517	●	●	●		●		
RH75503MI6.5L	75	50	3.0	6500	6060T5	12.577	●	●	●	●	●	●	
RH76252.4MI6.5L	76	25	2.4	6500	6060T5	8.157	●	●	●	●		●	
RH80253MI6.5L	80	25	3.0	6500	6060T5	10.426							
RH80403MI6.5L	80	40	3.0	6500	6060T5	12.000	●	●	●	●	●	●	●
RH80503MI6.5L	80	50	3.0	6500	6060T5	13.058	●	●	●	●	●		●
RH100251.6MI6.5L	100	25	1.6	6500	6060T5	6.851	●	●	●		●		
RH100252.5MI6.5L	100	25	2.5	6500	6060T5	10.530	●	●	●	●	●	●	●
RH100403MI6.5L	100	40	3.0	6500	6060T5	14.111							
RH100501.6MI6.5L	100	50	1.6	6500	6060T5	8.242	●	●	●	●	●	●	
RH100502MI6.5L	100	50	2.0	6500	6060T5	10.250		●	●	●			
RH100503MI6.5L	100	50	3.0	6500	6060T5	15.164	●	●	●	●	●	●	●
RH125403MI6.5L	125	40	3.0	6500	6060T5	16.744							
RH125503MI6.5L	125	50	3.0	6500	6060T5	17.862	●	●	●		●	●	
RH150503MI6.5L	150	50	3.0	6500	6060T5	20.429	●	●	●	●	●	●	●
RH200503MI6.5L	200	50	3.0	6500	6060T5	25.688	●	●	●	●	●	●	
RH250503MI6.5L	200	50	3.0	6500	6060T5	30.959	●	●	●	●		●	

RECTANGULAR HOLLOW SECTION WITH RADIUS CORNERS STANDARD GEOMETRICS

A RECTANGULAR HOLLOW IS A HOLLOW OF UNIFORM THICKNESS IN THE SHAPE OF A RECTANGLE, WITH FOUR INTERNAL AND EXTERNAL RADIUS CORNERS.



CUSTOM LENGTHS AVAILABLE UPON REQUEST

■ MILL RUN ONLY
● IN STOCK


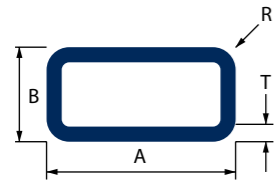
Rectangular Hollow Section with Round Corners - Available in Mill Finish, Anodised and Powder Coated

Part Number	A mm	B mm	R mm	T mm	L mm	Alloy/ Temper	Normal Mass/Piece	QLD	NSW	VIC	SA	TAS	WA	NT
RR38161.2MI6.5L	38	16	-	1.2	6500	6063T5	2.093	●	●				●	●
RR38251.5MI6L	38	25	3.0	2.0	6000	6060T5	2.820	●	●	●	●	●	●	
RR38252MI6.5L	38	25	-	2.0	6500	6106T6	4.037							
RR40202MI7L	40	20	-	2.0	6005	6005AT5	4.179							
RR40253MI6.5L	40	25	3.0	3.0	6500	6060T5	6.090							
RR50101.3MI6L	50.8	11.1	1.3	2.0	6000	6060T5	2.442	●						
RR50251.6MI6.5L	50	25	1.6	1.6	6500	6063T5	3.991	●	●	●		●	●	●
RR50252MI6.5L	50	25	3.0	2.0	6500	6063T5	4.881	●						
RR50252.5MI6L	50	25	2.5	2.5	6500	6060T5	5.550	●	●	●				
RR50253MI6.5L	50	25	3.0	4.0	6500	6060T5	7.039	●	●	●	●	●	●	●
RR60402.1MI6.5L	60	40	-	2.1	6500	6063T5	6.935							
RR65161.2MI6.50L	65	16	3.0	1.2	6500	6063T6	3.224	●	●	●	●	●	●	●
RR65161.4MI6.50L	65	16	3.0	1.4	6500	6063T6	3.744	●	●	●	●	●	●	●
RR70302MI6.500L	70	30	3.0	2.0	6500	6063T5	6.643	●						
RR70303MI6.5L	70	30	1.40	3.0	6500	6063T5	9.873	●	●			●		●
RR75503MI6.5L	75	50	3.0	4.45	6500	6060T5	12.831	●	●	●	●	●	●	●
RR75506MI6.5NL	75	50	4.0	6.0	6500	6061T6	23.887	●	●	●		●		
RR80404MI6.5IL	80	40	6.0	4.0	6500	6082T6	15.515	●	●	●				
RR100503MI6.5L	100	50	4.6	3.0	6500	6060T5	14.885	●	●	●	●	●	●	●
RR100506MI6.5L	100	50	4.6	6.0	6500	6061T6	28.743	●	●	●	●	●	●	●
RR102762MI6.5L	101.6	76.2	2.3	2.3	6500	6060T5	14.033	●	●					
RR1501005MI6.5L	150	100	-	5.0	6500	6082T6	41.464							
RR1501005MI6L	150	100	-	5.0	6000	6082T6	38.412							
RR152766.4MI6.5L	152	76	6.4	10.0	6000	6061T6	47.996							
RR1601066MI6L	160	106	-	6.0	6000	6061T6	48.81							

**** NOTE: RADIUS ABBREVIATED WITH [-]
CONTACT YOUR LOCAL BRANCH FOR SPECIFICATIONS**

RECTANGULAR HOLLOW SECTION WITH RADIUS CORNERS STANDARD GEOMETRICS

A RECTANGULAR HOLLOW IS A HOLLOW OF UNIFORM THICKNESS IN THE SHAPE OF A RECTANGLE, WITH FOUR INTERNAL AND EXTERNAL RADIUS CORNERS.


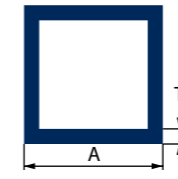


CUSTOM LENGTHS AVAILABLE UPON REQUEST

- MILL RUN ONLY
- IN STOCK

SQUARE HOLLOW SECTION STANDARD GEOMETRICS

A SQUARE HOLLOW IS A HOLLOW OF UNIFORM THICKNESS IN THE SHAPE OF A SQUARE.

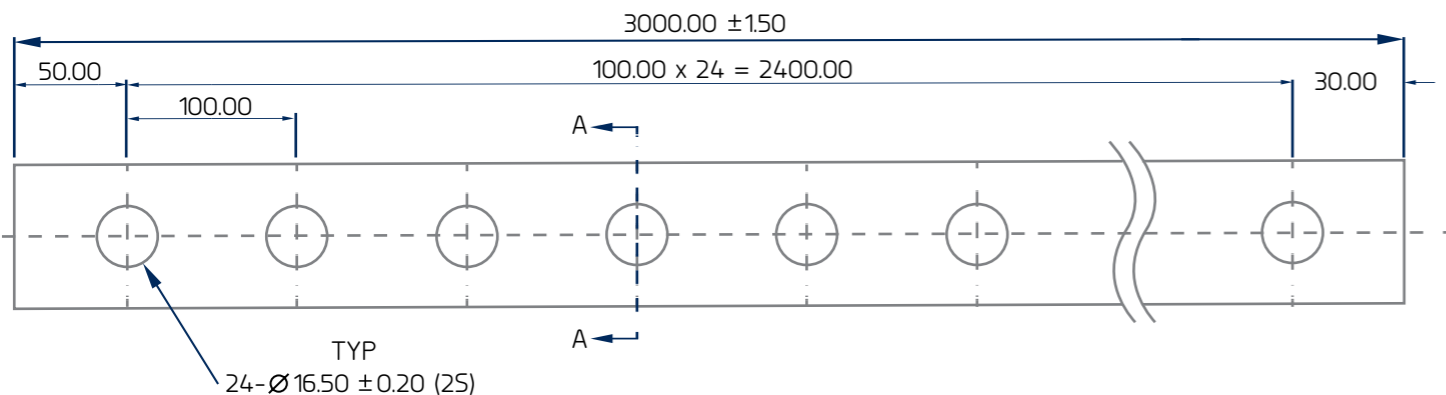
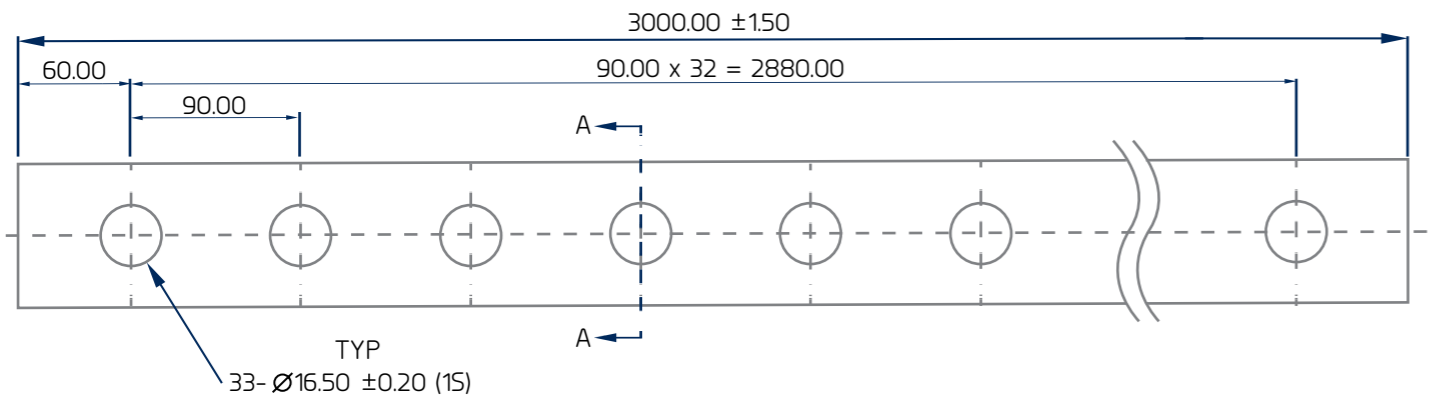


CUSTOM LENGTHS AVAILABLE UPON REQUEST

- MILL RUN ONLY
- IN STOCK

Rectangular Hollow Section with Round Corners - Available in Mill Finish, Anodised and Powder Coated

Part Number	Description	QLD	NSW	VIC	SA	TAS	WA	NT
RR38251.5MI2.48QLD	REC HOLLOW 38X25X1.5MM RAD CN MILL FINISH 16.5DIA 2S 50+100CTR	●						
RR38251.5MI2.48QLP	REC HOLLOW 38X25X1.5MM RAD CN MILL FINISH 16.5DIA 1S 50+100CTR	●						
RR38251.5MI2.48QLW	REC HOLLOW 38X25X1.5MM RAD CN MILL FINISH 16.5DIA 2S 60+90CTR	●						●
RR38251.5MI2.48QLX	REC HOLLOW 38X25X1.5MM RAD CN MILL FINISH 16.5DIA 1S 60+90CTR	●						●
RR38251.5MI3QLD	REC HOLLOW 38X25X1.5MM RAD CN MILL FINISH 16.5DIA 2S 50+100CTR	●						
RR38251.5MI3QLP	REC HOLLOW 38X25X1.5MM RAD CN MILL FINISH 16.5DIA 1S 50+100CTR	●						
RR38251.5MI3QLW	REC HOLLOW 38X25X1.5MM RAD CN MILL FINISH 16.5DIA 2S 60+90CTR	●						
RR38251.5MI3QLX	REC HOLLOW 38X25X1.5MM RAD CN MILL FINISH 16.5DIA 1S 60+90CTR	●						


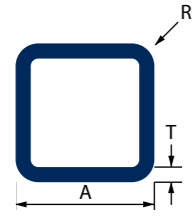


Square Hollow Section - Available in Mill Finish, Anodised and Powder Coated

Part Number	A mm	T mm	L mm	Alloy/Temper	Nominal Mass/Piece	QLD	NSW	VIC	SA	TAS	WA	NT
SH121.6MI6.5L	12	16	6500	6060T5	1.17	●	●	●	●	●	●	●
SH12.71.57MI6.5L	12.7	1.57	6500	6060T5	1.229	■	■	■	■	■	■	■
SH191.2MI6.5L	19	12	6500	6060T5	1.508		●					
SH201.6MI6.5L	20	16	6500	6060T5	2.060	●	●	●	●	●	●	●
SH203MI6.5L	20	3.0	6500	6060T5	3.575	●	●	●	●	●	●	
SH251.6MI6.5L	25	16	6500	6060T5	2.613	●	●	●	●	●	●	●
SH252MI6.5L	25	2.0	6500	6060T5	3.224	●	●	●		●		
SH253MI6.5L	25	3.0	6500	6060T5	4.634	●	●	●	●	●	●	●
SH322MI6.5L	32	2.0	6500	6060T5	4.225	●	●		●			
SH323MI6.5L	32	3.0	6500	6060T5	6.129	●	●	●	●	●	●	●
SH381.6MI6.5L	38	1.6	6500	6060T5	4.101	■	■	■	■	■	■	■
SH382MI7.20L	38	2.0	7200	6063T6	5.594	■	■	■	■	■	■	■
SH401.6MI6.5L	40	1.6	6500	6060T5	4.309	●	●	●	●	●	●	●
SH402MI6.5L	40	2.0	6500	6060T5	5.336	●	●					
SH403MI6.5L	40	3.0	6500	6060T5	7.793	●	●	●	●	●	●	●
SH501.6MI6.5L	50	1.6	6500	6060T5	5.434	●	●	●	●	●	●	
SH502MI6.5L	50	2.0	6500	6060T5	6.766	●	●			●	●	
SH503MI6.5L	50	3.0	6500	6060T5	9.899	●	●	●	●	●	●	●
SH652.5MI6.5L	65	2.5	6500	6060T5	11.011	●	●				●	
SH65.51.6MI6L	65.5	1.6	6000	6060T5	6.612	●						
SH753MI6.5L	75	3.0	6500	6060T5	15.216	●	●	●	●	●	●	
SH1003MI6.5L	100	3.0	6500	6060T5	20.429	●	●	●	●	●	●	

SQUARE HOLLOW SECTION WITH RADIUS CORNERS STANDARD GEOMETRICS

A SQUARE HOLLOW IS A HOLLOW OF UNIFORM THICKNESS IN THE SHAPE OF A SQUARE, WITH FOUR INTERNAL AND EXTERNAL RADIUS CORNERS.



CUSTOM LENGTHS AVAILABLE UPON REQUEST

■ MILL RUN ONLY
● IN STOCK


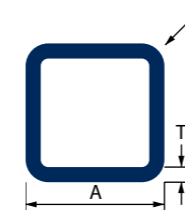
Square Hollow with Round Corners - Available in Mill Finish, Anodised and Powder Coated

Part Number	A mm	R mm	T mm	L mm	Alloy/ Temper	Normal Mass/Piece	QLD	NSW	VIC	SA	TAS	WA	NT
SR161.2MI6.5L	16	-	1.2	6500	6060T5	1.209							
SR161.5MI6.5L	16	2.0	1.5	6500	6060T5	1.469	●	●	●			●	
SR191.5MI6.5L	19	2.0	1.5	6500	6060T5	1.787	●	●	●			●	●
SR191.6MI6.5L	19	1.5	1.6	6500	6060T5	1.954							
SR203MI6.5L	20	1.0	3.0	6500	6060T5	3.594	●	●	●	●	●	●	
SR252MI6.5L	25	1.0	2.0	6500	6060T5	3.230	●	●		●		●	
SR253MI6.5L	25	3.0	3.0	6500	6060T5	4.634	●	●	●	●	●	●	●
SR25.41.2MI6.5L	25.4	2.8	1.2	6500	6060T5	1.956	●	●					
SR323MI6.5L	32	1.0	3.0	6500	6060T5	5.973	●	●	●	●	●	●	●
SR37.352.5MI6.5L	37.35	3.0	2.5	6500	6060T5	6.136	●						
SR382MI6.5L	38	-	2.0	7000	6060T5	5.051							
SR402MI6.5L	40	2.4	2.0	6500	6060T5	5.265	●	●	●	●			
SR403MI6.5L	40	2.5	3.0	6500	6060T5	7.657	●	●	●	●	●	●	●
SR405MI6.2L	40	1.0	5.0	6200	6060T5	11.668	●	●	●				
SR501.6MI6.6QL	50	6.3	1.6	6600	6106T6	5.253	●	●					
SR502MI6.5L	50	6.0	2.0	6500	6060T5	6.766	●	●	●		●	●	
SR503MI6.5L	50	3.0	3.0	6500	6060T5	9.899	●	●	●	●	●	●	●
SR504MIL	50	6.0	4.0	6805	6082T6	11.095							
SR505MI6.5QL	50	3.0	5.0	6500	6106T6	15.665	●	●	●	●	●		
SR50.83.2MI6.5L	50.8	3.0	3.2	6500	6060T5	10.692			●			●	
SR511.9MI1.8QL	50.8	6.3	1.85	1800	6106T6	1.677	●	●					●
SR511.9MI6.5L	50.8	6.3	1.85	6500	6060T5	6.058	●	●		●		●	●

** NOTE: RADIUS ABBREVIATED WITH [-]
CONTACT YOUR LOCAL BRANCH FOR SPECIFICATIONS

SQUARE HOLLOW SECTION WITH RADIUS CORNERS STANDARD GEOMETRICS

A SQUARE HOLLOW IS A HOLLOW OF UNIFORM THICKNESS IN THE SHAPE OF A SQUARE, WITH FOUR INTERNAL AND EXTERNAL RADIUS CORNERS.



CUSTOM LENGTHS AVAILABLE UPON REQUEST

■ MILL RUN ONLY
● IN STOCK


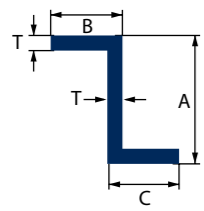
Square Hollow with Round Corners - Available in Mill Finish, Anodised and Powder Coated

Part Number	A mm	R mm	T mm	L mm	Alloy/ Temper	Normal Mass/Piece	QLD	NSW	VIC	SA	TAS	WA	NT
SR625MI6.8DCL	62	2.0	5.0	6800	6005AT5	20.427							
SR653MI6.5L	65	5.0	3.0	6500	6060T5	13.058	●	●	●	●	●	●	●
SR753MI6.5L	75	4.45	3.0	6500	6060T5	15.463	●	●	●	●	●	●	●
SR76.26.35MI6.5QL	76.2	15.9	6.35	6500	6106T6	28.717	●	●	●	●	●	●	●
SR1003MI6.5L	100	-	3.0	6500	6060T5	20.397					●		
SR1003.2MI6.6L	100	6.35	3.2	6500	6063T5	21.694	●						
SR1006MI6L	100	12.0	6.0	6000/6500	6060T5	35.046	●	●	●		●	●	
SR101.66.35MI6.5L	101.6	12.7	6.35	6500	6082T5	40.638							
SR1789MI5TL	178	-	9.0	5000	6082T5	81.68							

** NOTE: RADIUS ABBREVIATED WITH [-]
CONTACT YOUR LOCAL BRANCH FOR SPECIFICATIONS

ZED SECTION STANDARD GEOMETRICS

Z-SECTIONS ARE PROFILES IN THE SHAPE OF A "Z" WITH A UNIFORM THICKNESS THROUGHOUT.



CUSTOM LENGTHS AVAILABLE UPON REQUEST


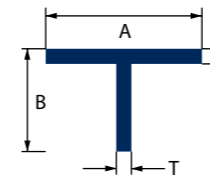
- MILL RUN ONLY
- IN STOCK

ZED Sections - Available in Mill Finish, Anodised and Powder Coated

Part Number	A mm	B mm	C mm	T mm	L mm	Alloy/ Temper	Normal Mass/Piece	QLD	NSW	VIC	SA	TAS	WA	NT
Z2020253MI5L	20	20	25	3.0	5000	6060T5	2.400	●	●	●	●	●	●	
Z41252016MI6.5L	25	20	41.6	1.6	6500	6060T5	2.346	●	●	●		●	●	

TEE SECTION STANDARD GEOMETRICS

TEE SECTIONS ARE PROFILES IN THE SHAPE OF A "T" TEE WITH A UNIFORM THICKNESS THROUGHOUT. THE HEAD AND BODY OF THE TEE MAY NOT BE EQUAL IN LENGTH.



CUSTOM LENGTHS AVAILABLE UPON REQUEST

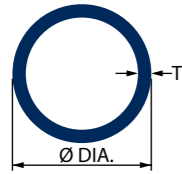
- MILL RUN ONLY
- IN STOCK

TEE Sections - Available in Mill Finish, Anodised and Powder Coated

Part Number	A mm	B mm	T mm	L mm	Alloy/ Temper	Normal Mass/Piece	QLD	NSW	VIC	SA	TAS	WA	NT
T202016MI5L	20	20	1.6	5000	6060T5	0.835	●	●	●	●	●		
T20203MI4L	20	20	3.0	4000	6060T5	1.204	●	●			●		
T252516MI6.5L	25.0	25.0	1.6	6500	6060T5	1.365	●	●	●	●	●	●	
T25253MI6.5L	25.0	25.0	3.0	6500	6060T5	2.483	●	●	●	●	●	●	●
T363612MI5L	36	36	1.20	5000	6060T5	1.265		●				●	
T402016MI6.5L	40	20	1.6	6500	6060T5	1.534	●	●	●	●	●		●
T404016MI6.5L	40.0	40.0	1.6	6500	6060T5	2.210	●	●	●	●	●	●	
T40403MI6.5L	40.0	40.0	3.0	6500	6060T5	4.069	●	●	●	●	●	●	●
T502516MI6.5L	50	25	1.6	6500	6060T5	2.060	●	●		●			
T50503MI6.5L	50	50	3.0	6500	6060T5	5.109							
T100506MI6.5L	100	50	6.0	6500	6060T5	15.158							
T180100106MI2.4L	180	100	10.0/6.0	6500	6060T5	13.365							
UA10326MI6L	70	22	2.0	6000	6060T5	2.892							

HOLLOW TUBE SECTION STANDARD GEOMETRICS

AN EXTRUDED TUBE IS A HOLLOW OF UNIFORM THICKNESS IN THE SHAPE OF A CIRCLE.



CUSTOM LENGTHS AVAILABLE UPON REQUEST

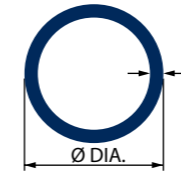
■ MILL RUN ONLY
● IN STOCK

Aluminium Tube - Available in Mill Finish, Anodised and Powder Coated

Part Number	Diameter mm	T mm	L mm	Alloy/ Temper	Nominal Mass/Piece	QLD	NSW	VIC	SA	TAS	WA	NT
RT6.351.42MI5L	6.35	1.42	5000	6060T5	0.300	●	●	●	●	●	■	■
RT9.531.43MI5L	9.53	1.43	5000	6060T5	0.495	●	●	●	■	■	■	●
RT101.2MI6.5L	10.0	1.2	6500	6060/6063	0.585	●	●	■	●	●	■	■
RT101.6MI6.5L	10.0	1.6	6500	6060T5	0.734	●	●	●	●	■	■	■
RT121.6MI6L	12.0	1.6	6000	6060T5	0.846	●	●	●	●	●	■	■
RT15.881.2MI6.1QL	15.88	1.2	6100	6106T6	0.915	●	■	■	■	■	■	■
RT161.2MI6.1QL	16.0	1.2	6100	6060T5	0.921	●	■	■	■	■	■	■
RT161.6MI6L	16.0	1.6	6000	6060T5	1.176	●	●	●	●	●	■	●
RT191.2MI6.1L	19.0	1.2	6100	6063T5	1.110	●	●	■	■	■	■	●
RT191.6MI6.5L	19.0	1.6	6500	6060T5	1.540	●	●	●	●	●	■	■
RT201.6MI6.5L	20.0	1.6	6500	6060T5	1.631	●	●	●	●	●	■	●
RT203MI6.5L	20.0	3.0	6500	6063T5	2.814	●	●	●	●	●	■	●
RT221.5MI6L	22.0	1.5	6000	6060T5	1.566	●	●	●	■	■	■	■
RT22.25.99MI6NL	22.20	5.99	6000	6061T6	4.968	●	●	■	■	■	■	■
RT25.41.2MI5L	25.41	1.2	5000	6060T5	1.235	●	●	■	■	■	■	■
RT251.6MI6.5L	25.0	1.6	6500	6060T5	2.073	●	●	●	●	●	■	●
RT253MI6.5L	25.0	3.0	6500	6060T5	3.653	●	●	●	●	●	■	●
RT28.581.42MI5L	28.58	1.42	5000	6060T5	1.64	■	●	●	■	■	■	■
RT321.6MI6L	32.0	1.6	6000	6060T5	2.484	●	●	●	●	●	■	■
RT322MI6.5L	32.0	2.0	6500	6060T595	3.309	■	■	■	■	■	■	■
RT323MI6.5L	32.0	3.0	6500	6060T5	4.816	●	●	●	●	●	■	●
RT33.43MI5.20L	33.4	3.0	5200	6060T6	4.024	■	■	■	■	■	■	■

HOLLOW TUBE SECTION STANDARD GEOMETRICS

AN EXTRUDED TUBE IS A HOLLOW OF UNIFORM THICKNESS IN THE SHAPE OF A CIRCLE.



CUSTOM LENGTHS AVAILABLE UPON REQUEST


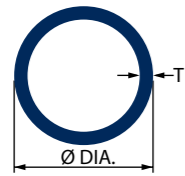
■ MILL RUN ONLY
● IN STOCK

Aluminium Tube - Available in Mill Finish, Anodised and Powder Coated

Part Number	Diameter mm	T mm	L mm	Alloy/ Temper	Nominal Mass/Piece	QLD	NSW	VIC	SA	TAS	WA	NT
RT34.931.42MI5L	34.93	1.42	5000	6060T5	2.025	●	●	●	■	■	■	■
RT38.12MI6L	38.1	2.0	6000	6060T5	3.672	●	●	●	●	●	■	■
RT38.13MI6L	38.1	3.0	6000	6060T5	5.356	■	■	■	■	■	■	■
RT38.13.25MI6.5L	38.1	3.25	6500	6060T591	6.266	●	●	●	●	●	■	●
RT401.6MI6L	40.0	1.6	6500	6060T5	3.126	●	●	●	●	●	■	■
RT403MI6.5L	40.0	3.0	6500	6060T5	5.646	●	●	●	●	●	■	●
RT44.451.42MI5L	44.45	1.42	5000	6060T5	2.600	●	■	■	■	■	■	■
RT44.453.25MI6.4L	44.45	3.25	6400	6060	6.816	●	●	●	■	■	■	■
RT44.503.2MI6.5L	44.50	3.2	6500	6060T591	7.287	■	■	■	■	■	■	■
RT463.5MI6.5L	46.0	3.5	6500	6060T1	7.566	●	●	●	■	■	■	■
RT463.5MI6.5L	46.0	3.5	6500	6060T5	8.229	●	●	●	●	●	■	■
RT48.44.47MI6.5NL	48.40	4.47	6500	6061T6	10.868	●	●	●	●	●	■	●
RT501.6MI6.5L	50.0	1.6	6500	6060T5	4.283	■	●	●	●	●	■	■
RT502MI6.5L	50.0	2.0	6500	6060T5	4.883	●	●	●	●	●	■	■
RT503MI6.5L	50.0	3.0	6500	6060T5	7.770	●	●	●	●	●	■	●
RT504MI6.5QL	50.0	4.0	6500	6082T6	10.179	■	●	■	■	■	■	■
RT504MI6PL	50.0	4.0	6000	6060T591	9.396	●	●	■	■	■	■	■
RT505MI6L	50.0	5.0	6000	6060T4	11.454	■	●	■	■	■	■	■
RT506MI6L	50.0	6.0	6000	6060T5	13.434	●	●	■	■	■	■	■
RT50.81.4MI5L	50.8	1.42	5000	6060T5	2.985	■	■	●	■	■	■	■
RT50.81.63MI6.5L	50.8	1.63	6500	6060T5	4.433	●	■	■	■	■	■	■
RT602MI6L	60.0	2.0	6500	6060T5	5.901	●	●	●	■	■	■	●
RT603MI6.5L	60.0	3.0	6500	6060T5	8.698	●	●	●	●	●	■	■
RT604MI6PL	60.0	4.0	6000	6060T591	11.442	●	■	■	■	■	■	■
RT605MI6L	60.0	5.0	6000	6060T591	13.998	●	●	●	●	●	■	●
RT606MI6.5L	60.0	6.0	6500	6060T1	17.862	■	■	■	■	■	■	■

HOLLOW TUBE SECTION STANDARD GEOMETRICS

AN EXTRUDED TUBE IS A HOLLOW OF UNIFORM THICKNESS IN THE SHAPE OF A CIRCLE.



CUSTOM LENGTHS AVAILABLE UPON REQUEST

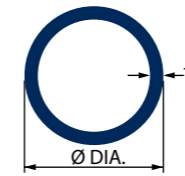
■ MILL RUN ONLY
● IN STOCK

Aluminium Tube - Available in Mill Finish, Anodised and Powder Coated

Part Number	Diameter mm	T mm	L mm	Alloy/ Temper	Nominal Mass/Piece	QLD	NSW	VIC	SA	TAS	WA	NT
RT60.34.5MI6NL	60.3	4.5	6000	6061/6063	12.708							
RT63.53.25MI6.4EL	63.5	3.25	6400	6060T1	10.630	●	●			●		
RT63.53.96MI5L	63.5	3.96	5000	6060T5	9.975		●			●		
RT63.56.35MI6L	63.5	6.35	6000	6082T5	18.468	●	●	●	●	●		●
RT754.5MI5L	75	4.5	5000	6060T5	13.505			●				
RT764.25MI6.5L	76.0	4.25	6500	6060T5	16.816							
RT766MI6.5EL	76.0	6.0	6500	6060T1	23.37							
RT76.23.2MI6.4L	76.2	3.2	6400	6060T4	12.678							
RT76.23.8MI6L	76.2	3.8	6000	6063T52	14.938							
RT76.24.75MI6.8VAL	76.2	4.75	6700	6060T4	19.577							
RT802MI6L	80.0	2.0	6000	6060T5	7.968	●	●	●		●	●	
RT803MI6L	80.0	3.0	6000	6060T5	11.754	●	●	●	●	●	●	
RT806MI5.85L	80.0	6.0	5850	6082T5	22.031							
RT903MI5L	90.0	3.0	5000	6060T5	11.11		●	●				
RT1001.6MI6L	100.0	1.6	6000	6060T5	8.04							
RT1002MI6L	100.0	2.0	6000	6060T5	9.978							
RT1003MI6L	100.0	3.0	6000	6060T5	14.862	●	●	●	●	●	●	
RT1004MI6.5L	100.0	4.0	6500	6060T1	21.164							

HOLLOW TUBE SECTION STANDARD GEOMETRICS

AN EXTRUDED TUBE IS A HOLLOW OF UNIFORM THICKNESS IN THE SHAPE OF A CIRCLE.



CUSTOM LENGTHS AVAILABLE UPON REQUEST


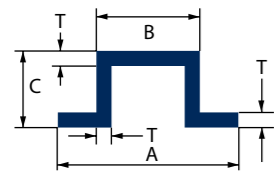
■ MILL RUN ONLY
● IN STOCK

Aluminium Tube - Available in Mill Finish, Anodised and Powder Coated

Part Number	Diameter mm	T mm	L mm	Alloy/ Temper	Nominal Mass/Piece	QLD	NSW	VIC	SA	TAS	WA	NT
RT1006MI6.5L	100.0	6.0	6500	6060T5	31.096							
RT10010MI6L	100.0	10.0	6000	6060T5	45.798							
RT101.61.8MI6L	101.6	1.8	6000	6060T5	9.144							
RT101.63.25MI6L	101.6	3.25	6400	6060T1	16.314							
RT101.66.35MI6EL	101.6	6.35	6400	6060T1	30.78	●					●	
RT114.36.35MI6L	114.3	6.35	3093	6060T5	34.884							
RT1272.6MI6.5L	127.0	2.6	6500	6060T5	19.181							
RT1273.2MI6L	127.0	3.2	6000	6082T6	20.16							
RT1274.0MI6.1L	127.0	4.0	5000	6061T6	27.31							
RT1503MI6L	150.0	3.0	6000	6060T5	22.446							
RT152.43.25MI6L	152.4	3.25	6000	6060T5	24.672							
RT16010MI6IL	160.0	10.0	6000	6082T6	76.338							
RT1782.5MI2.5L	178.0	2.5	2150	6063T4	8.002							
RT20012MI4L	200.0	12.0	4000	6082T5	76.544							
RT203.23MI4.8L	203.2	3.0	4800	6060T5	24.451							

TOP HAT SECTION STANDARD GEOMETRICS

CHANNELS ARE SOMETIMES REFERRED TO AS "TOP HATS".
THE WEB AND FLANGES ARE OF UNIFORM THICKNESS THROUGHOUT.



CUSTOM LENGTHS AVAILABLE UPON REQUEST


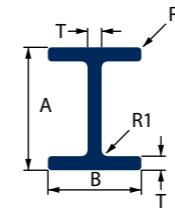
- MILL RUN ONLY
- IN STOCK

Top Hat Sections - Available in Mill Finish, Anodised and Powder Coated

Part Number	A mm	B mm	C mm	T mm	Alloy/ Temper	Normal Mass/Piece	QLD	NSW	VIC	SA	TAS	WA	NT
TH5025161.5MI5L	50	25	16	1.5	6060T5	1.605	●	●					
TH5724282.3MI6L	57	24	28	2.3	6060T5	4.050							
TH63.531.753MI4.86PL	63.5	31.75	31.75	3.0	6063T591	4.811				●			
TH6331.752.8MI5PL	63.5	31.75	31.75	2.8	6060T591	4.740							
TH11066283MI2.5IL	110	66	28	3.0	6082T6	3.250		●					

I SECTION STANDARD GEOMETRICS

I - SECTIONS MAY HAVE WEB AND FLANGES
OF DIFFERENT THICKNESSES.



CUSTOM LENGTHS AVAILABLE UPON REQUEST

- MILL RUN ONLY
- IN STOCK

I Sections - Available in Mill Finish, Anodised and Powder Coated

Part Number	A mm	B mm	T1 mm	T2 mm	R1 mm	R2 mm	L mm	Alloy/ Temper	Normal Mass/Piece	QLD	NSW	VIC	SA	TAS	WA	NT
I4034216MI5.8L	40	342	16	-	-	-	5800	6060T5	2.789							
I40403MI5L	40	40	3.0	-	0.3	0.3	5000	6060T5	4.635			●				
I100756.44.8MI6.5NL	100	75	6.4	4.8	9.5	3.2	6500	6061T6	23.978							
I101.676.24.75MI6NL	101.6	76.2	4.7	6.3	9.4	-	6000	6061T6	23.748							
CEM2060MI8IL	101.6	76.2	4.7	6.3	-	-	8000	6082T6	31.664	●						
UA10016MI6.5QL	117.90	80	6.0	8.0	2.50	1.0	6500	6082T6	33.260							
I1308056MI6.5IL	130	80	4.7	6.3	4.0	3.1	6500	6082T6	27.547							
I140908MI5.5TL	140	90	8.0	8.0	4.0	4.0	5500	6082T5	36.019							
I150100610MI10IL	150	100	-	-	-	-	10000	6082T6	76.18							
I1501009.5MI6IL	150	100	7.1	9.5	11.1	0.5	6000	6082T6	47.556							
I1501009.5MI6.5IL	150	100	7.1	9.5	11.1	0.5	6500	6082T6	51.519							
I1521017.99.5MI8IL	152.4	101.6	7.9	9.5	3.2	0.8	8000	6082T6	64.624							
I1768085MI4.5DCL	176	80	-	-	-	-	4500	6005AT5	25.605							
I1768085MI5DCL	176	80	-	-	-	-	5000	6005AT5	28.45							
I1768085MI6IL	176	80	5.0	8.0	5.0	1.0	6000	6082T6	34.14							
I1768085MI6.5DCL	176	80	-	-	-	-	6500	6005AT5	36.985							
I17815313MI12IL	178	153	10	13	5.0	-	12000	6082T6	178.812							
I19111169MI8.53L	190.5	111.1	5.8	8.9	7.8	-	8530	6060T5	69.212							
UN01287MI6IL	216	80	5.0	8.0	10.0	-	6000	6082T6	38.328							
UN01287MI8IL	216	80	5.0	8.0	10.0	-	8000	6082T6	51.104	●						
I22010010MI6IL	220	100	5.0	10	4.0	-	6000	6082T6	48.822							
I22010010MI6.5IL	220	100	5.0	10	4.0	-	6500	6082T6	52.890							
I27010066MI6IL	270	100	6.0	10	5.0	1.0	6000	6082T6	57.018							
I27010066MI7IL	270	100	6.0	10	5.0	1.0	7000	6082T6	66.521							

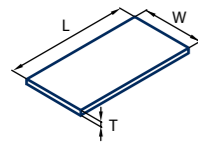
**** NOTE: RADIUS ABBREVIATED WITH [-]
CONTACT YOUR LOCAL BRANCH FOR SPECIFICATIONS**

ALUMINIUM SHEET ROLLED PRODUCTS

ALUMINIUM COIL AND SHEET PRODUCTS ARE MANUFACTURED TO SUIT THE REQUIREMENTS OF DISTRIBUTORS, STOCKISTS, AND SELECTED END USERS.

CUSTOM LENGTHS AVAILABLE UPON REQUEST

- MILL RUN ONLY
- IN STOCK



Aluminium Sheet 5005 - Mill Finish

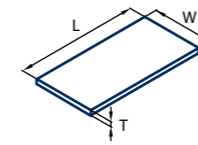
Part Number	T mm	W mm	L mm	Alloy/ Temper	Finish	Nominal Mass/Piece	QLD	NSW	VIC	SA	TAS	WA	NT
S0.612002400MI2FD	0.6	1200	2400	5005-H34	Mill Finish	4.683	●	●	●	●	●	●	●
S0.812002400MI2FD	0.8	1200	2400	5005-H34	Mill Finish	6.244	●	●	●	●	●	●	●
S1.012002400MI2FD	1.0	1200	2400	5005-H34	Mill Finish	7.805	●	●	●	●	●	●	●
S1.012003000MI2FD	1.0	1200	3000	5005-H34	Mill Finish	11.70		●					
S1.212002400MI2FD	1.2	1200	2400	5005-H34	Mill Finish	9.366	●	●	●	●	●	●	●
S1.212003000MI2FD	1.2	1200	3000	5005-H34	Mill Finish	11.70	●	●	●		●		
S1.212003600MI2FD	1.2	1200	3600	5005-H34	Mill Finish	14.04	●	●		●	●	●	●
S1.215003000MI2FD	1.2	1500	3000	5005-H34	Mill Finish	14.63	●	●					
S1.612002400MI2FD	1.6	1200	2400	5005-H34	Mill Finish	12.487	●	●	●	●	●	●	●
S1.612003000MI2FD	1.6	1200	3000	5005-H34	Mill Finish	15.609	●	●	●	●		●	
S1.612003600MI2FD	1.6	1200	3600	5005-H34	Mill Finish	18.731	●	●	●		●		
S1.615003000MI2FD	1.6	1500	3000	5005-H34	Mill Finish	19.512	●	●		●		●	
S1.615003600MI2FD	1.6	1500	3600	5005-H34	Mill Finish	23.414	●	●	●				●
S2.012002400MI2FD	2.0	1200	2400	5005-H34	Mill Finish	15.609	●	●	●	●	●	●	●
S2.012003000MI2FD	2.0	1200	3000	5005-H34	Mill Finish	19.512	●	●	●	●		●	
S2.012003600MI2FD	2.0	1200	3600	5005-H34	Mill Finish	23.414	●	●	●			●	
S2.015003000MI2FD	2.0	1500	3000	5005-H34	Mill Finish	24.39	●	●	●	●	●	●	●
S2.015003600MI2FD	2.0	1500	3600	5005-H34	Mill Finish	29.268	●	●	●			●	●
S2.512002400MI2FD	2.5	1200	2400	5005-H34	Mill Finish	19.512	●	●	●	●	●	●	●
S2.512003000MI2FD	2.5	1200	3000	5005-H34	Mill Finish	24.39	●	●	●			●	
S2.512003600MI2FD	2.5	1200	3600	5005-H34	Mill Finish	29.268	●	●	●			●	
S2.515003000MI2FD	2.5	1500	3000	5005-H34	Mill Finish	30.487	●	●	●	●	●	●	
S3.012002400MI2FD	3.0	1200	2400	5005-H34	Mill Finish	23.414	●	●	●	●	●	●	●
S3.012003000MI2FD	3.0	1200	3000	5005-H34	Mill Finish	29.268	●	●	●	●		●	

ALUMINIUM SHEET ROLLED PRODUCTS

ALUMINIUM COIL AND SHEET PRODUCTS ARE MANUFACTURED TO SUIT THE REQUIREMENTS OF DISTRIBUTORS, STOCKISTS, AND SELECTED END USERS.

CUSTOM LENGTHS AVAILABLE UPON REQUEST

- MILL RUN ONLY
- IN STOCK



Aluminium Sheet 5005 - Mill Finish

Part Number	T mm	W mm	L mm	Alloy/ Temper	Finish	Nominal Mass/Piece	QLD	NSW	VIC	SA	TAS	WA	NT
S3.012003600MI2FD	3.0	1200	3600	5005-H34	Mill Finish	35.121	●	●	●	●		●	●
S3.015003000MI2FD	3.0	1500	3000	5005-H34	Mill Finish	36.585	●	●	●	●		●	●
S3.015003600MI2FD	3.0	1500	3600	5005-H34	Mill Finish	43.902	●	●	●			●	●
S4.012002400MI2FD	4.0	1200	2400	5005-H34	Mill Finish	31.219	●	●	●	●	●	●	●
S4.015003000MI2FD	4.0	1500	3000	5005-H34	Mill Finish	48.78	●	●	●	●	●	●	●
S4.012002400MI2FD	4.0	1200	2400	5005-H34	Mill Finish	31.219	●	●	●	●	●	●	●
S5.012002400MI2FD	5.0	1200	2400	5005-H34	Mill Finish	39.024	●	●	●	●	●	●	●
S5.015003000MI2FD	5.0	1500	3000	5005-H34	Mill Finish	59.85	●	●	●	●	●	●	
P6.012002400MI2FD	6.0	1200	2400	5005-H34	Mill Finish	46.829	●	●	●	●	●	●	●
P6.015003000MI2FD	6.0	1500	3000	5005-H34	Mill Finish	71.82	●	●	●			●	
P8.012002400MI2FD	8.0	1200	2400	5005-H34	Mill Finish	61.28	●	●			●		

ALUMINIUM SHEET ROLLED PRODUCTS

ALUMINIUM COIL AND SHEET PRODUCTS ARE MANUFACTURED TO SUIT THE REQUIREMENTS OF DISTRIBUTORS, STOCKISTS, AND SELECTED END USERS.



CUSTOM LENGTHS AVAILABLE UPON REQUEST

■ MILL RUN ONLY
● IN STOCK

PVC Coated Sheet & Finished Sheet

Part Number	T mm	W mm	L mm	Alloy/Temper	Finish	Nominal Mass/Piece	QLD	NSW	VIC	SA	TAS	WA	NT
S0.612002400EM2FD	0.6	1200	2400	5005-H34	EM2FD	4.682	●	●	●	●	●		
S0.812202490VP1FD	0.8	1220	2490	5005-H34	VP1FD	6.586	●			●			
S0.812202490VR1FD	0.8	1220	2490	5005-H34	VR1FD	6.586		●		●			
S1.012002400CQ1FD	1.0	1200	2400	5005-H34	CQ1FD	7.804					●		
S1.012002400CS1FD	1.0	1200	2400	5005-H34	CS1FD	7.804				●			
S1.012002400EM2FD	1.0	1200	2400	5005-H34	EM2FD	7.804	●						
S1.012002400MR1FD	1.0	1200	2400	5005-H34	MR1FD	7.804		●					
S1.012002400PV1FD	1.0	1200	2400	5005-H34	PV1FD	7.804	●	●	●	●	●		
S1.012002400PZ1FD	1.0	1200	2400	5005-H34	PZ1FD	7.804	●						
S1.012003600CQ1FD	1.0	1200	3600	5005-H34	CQ1FD	11.707					●		
S1.012003600PV1FD	1.0	1200	3600	5005-H34	PV1FD	11.707					●		
S1.212002400CP1FD	1.2	1200	2400	5005-H34	CP1FD	9.365	●						
S1.212002400CQ1FD	1.2	1200	2400	5005-H34	CQ1FD	9.365	●						
S1.212002400PV1FD	1.2	1200	2400	5005-H34	PV1FD	9.365	●	●	●	●	●	●	
S1.612002400CL1FD	1.6	1200	2400	5005-H34	CL1FD	12.487		●					
S1.612002400CP1FD	1.6	1200	2400	5005-H34	CP1FD	12.487	●	●					
S1.612002400CQ1FD	1.6	1200	2400	5005-H34	CQ1FD	12.487	●						
S1.612002400EM2FD	1.6	1200	2400	5005-H34	EM2FD	12.487	●						
S1.612002400PV1FD	1.6	1200	2400	5005-H34	PV1FD	12.487	●	●	●	●	●	●	
S1.612002400PZ1FD	1.6	1200	2400	5005-H34	PZ1FD	12.487	●	●					
S1.612003000CP1FD	1.6	1200	3000	5005-H34	CP1FD	15.609	●						
S1.612003600PV1FD	1.6	1200	3600	5005-H34	PV1FD	18.731	●						
S2.012002400CQ1FD	2.0	1200	2400	5005-H34	CQ1FD	15.609			●				
S2.012002400CP1FD	2.0	1200	2400	5005-H34	CP1FD	15.609	●						
S2.012002400PV1FD	2.0	1200	2400	5005-H34	PV1FD	15.609	●	●	●	●	●	●	●
S2.012002400PZ1FD	2.0	1200	2400	5005-H34	PZ1FD	15.609	●						
S2.012003000PV1FD	2.0	1200	3000	5005-H34	PV1FD	19.512		●					
S2.015003000PV1FD	2.0	1500	3000	5005-H34	PV1FD	24.39		●					
S2.512001800PV1FD	2.5	1200	1800	5005-H34	PV1FD	14.634						●	
S2.512002400PV1FD	2.5	1200	2400	5005-H34	PV1FD	19.512	●	●	●	●	●	●	
S2.512002400PZ1FD	2.5	1200	2400	5005-H34	PZ1FD	19.512	●	●					
S2.515002400PV1FD	2.5	1500	2400	5005-H34	PV1FD	24.39	●	●					
S3.012002400CL1FD	3.0	1200	2400	5005-H34	CL1FD	23.414		●					

ALUMINIUM SHEET ROLLED PRODUCTS

ALUMINIUM HEAVY GAUGE SHEET PRODUCTS ARE MANUFACTURED TO SUIT THE REQUIREMENTS OF DISTRIBUTORS, STOCKISTS, AND SELECTED END USERS. CUSTOM LENGTHS AVAILABLE UPON REQUEST



■ MILL RUN ONLY
● IN STOCK

PVC Coated Sheet & Finished Sheet

Part Number	T mm	W mm	L mm	Alloy/Temper	Finish	Nominal Mass/Piece	QLD	NSW	VIC	SA	TAS	WA	NT
S3.012002400CP1FD	3.0	1200	2400	5005-H34	CP1FD	23.414	●		●				●
S3.012002400PV1FD	3.0	1200	2400	5005-H34	PV1FD	23.414	●	●	●	●	●	●	●
S3.012002400PX1FD	3.0	1200	2400	5005-H34	PX1FD	23.414		●					●
S3.012002400PZ1FD	3.0	1200	2400	5005-H34	PZ1FD	23.414	●	●			●		●
S3.012003000PV1FD	3.0	1200	3000	5005-H34	PV1FD	29.268	●	●	●				
S3.015003000PV1FD	3.0	1500	3000	5005-H34	PV1FD	36.585	●	●	●	●	●	●	
S3.015003000PZ1FD	3.0	1500	3000	5005-H34	PZ1FD	36.585	●						
S5.015003000PZ1FD	5.0	1500	3000	5005-H34	PZ1FD	59.85	●						

- EM2FD - Stucco Mill Finish
- VP1FD - Vilotone White + PVC
- CQ1FD - Clear Anodised 15UM
- CS1FD - Clear Anodised 20UM
- MR1FD - RIB'D Mill Finish

ALUMINIUM SHEET ROLLED PRODUCTS

ALUMINIUM COIL AND SHEET PRODUCTS ARE MANUFACTURED TO SUIT THE REQUIREMENTS OF DISTRIBUTORS, STOCKISTS, AND SELECTED END USERS.



CUSTOM LENGTHS AVAILABLE UPON REQUEST

■ PURCHASE ORDER
● IN STOCK

Coils - Available in Mill Finish, Anodised and Powder Coated

Part Number	A mm	B mm	Alloy/Temp	Nominal Mass/Piece	QLD	NSW	VIC	SA	TAS	WA	NT
C0.551220MI2TJ	0.55	1220	3105-H26			●					
C0.61200EM2FD	0.60	1200	5005-H34			●					
C0.61200MI2FD	0.60	1200	5005-H34		■	■	■	■	■	■	■
C0.71200MI2FD	0.70	1200	5005-H34		■	■	■	■	■	■	■
C0.81200MI2FD	0.80	1200	5005-H34		■	■	■	■	■	■	■
C0.82515MI2TA	0.80	2515	3003-H16				●				
C0.82515MI2TAM	0.80	2515	3003-H16			●					
C0.91200MI2FD	0.90	1200	5005-H34		■	■	■	■	■	■	■
C0.91200MI2FW	0.90	1200	5005-H16			●					
C1.01200MI2FD	1.0	1200	5005-H34		■	■	■	■	■	■	■
C1.01200MI2FI	1.0	1200	5052-H32		■	■	■	■	■	■	■
C1.21200AG2FD	1.2	1200	5005-H34				●				
C1.21200MI2FI	1.20	1200	5052-H32			●					
C1.21200MI2FI	1.20	1200	5052-H32		■	■	■	■	■	■	■
C1.61200MI2FD	1.60	1200	5005-H34		■	■	■	■	■	■	■
C1.61200MI2FI	1.60	1200	5052-H32		●						
C2.01200MI2FD	2.0	1200	5005-H34		■	■	■	■	■	■	■
C2.01200MI2FI	2.0	1200	5052-H32		●	●					
C3.01200MI2FD	3.0	1200	5005-H34		■	■	■	■	■	■	■
C3.01200MI2FI	3.0	1200	5052-H32		●		●				
C3.01200PV1FD	3.0	1200	5005-H34				●				
C3.01500PV1FD	3.0	1500	5005-H34				●				

ALUMINIUM SHEET ROLLED PRODUCTS

ALUMINIUM HEAVY GAUGE SHEET PRODUCTS ARE MANUFACTURED TO SUIT THE REQUIREMENTS OF DISTRIBUTORS, STOCKISTS, AND SELECTED END USERS.



CUSTOM LENGTHS AVAILABLE UPON REQUEST

■ MILL RUN ONLY
● IN STOCK

Aluminium Sheet & PVC Coated 5052 - Mill Finish

Part Number	T mm	W mm	L mm	Alloy/Temp	Finish	Nominal Mass/Piece	QLD	NSW	VIC	SA	TAS	WA	NT
S1.012002400MI2FI	1.0	1200	2400	5052-H32	Mill	7.804	■	■	■	■	■	■	■
S1.612002400MI2FI	1.6	1200	2400	5052-H32	Mill	12.487	●	●	●	●	●	●	●
S1.612002400PV1FI	1.6	1200	2400	5052-H32	PV1	12.487	●						
S1.612002400PZ1FI	1.6	1200	2400	5052-H32	PZ1	12.487	●	●	●	●	●	●	●
S2.012002400MI2FI	2.0	1200	2400	5052-H32	Mill	15.609	●	●	●		●		
S2.012002400PV1FI	2.0	1200	2400	5052-H32	PV1	15.609	●						
S2.012002400PZ1FI	2.0	1200	2400	5052-H32	PZ1	15.609	●	●	●	●	●		
S2.512002400MI2FI	2.5	1200	2400	5052-H32	Mill	19.512	●	●	●				
S2.512002400PV1FI	2.5	1200	2400	5052-H32	PV1	19.512	●						
S2.512002400PX1FI	2.5	1200	2400	5052-H32	PX1	19.512	●	●					
S2.512006000PZ1FI	2.5	1200	6000	5052-H32	PZ1	48.78		●					
S2.512206000MI2FI	2.5	1220	6000	5052-H32	Mill	49.593	●	●	●				●
S2.515003000MI2FI	2.5	1500	3000	5052-H32	Mill	30.487	●						
S2.515003000PX1FI	2.5	1500	3000	5052-H32	PX1	30.487	●	●	●	●	●	●	●
S3.012002400MI2FI	3.0	1200	2400	5052-H32	Mill	23.414	●	●	●	●	●	●	●
S3.012002400PV1FI	3.0	1200	2400	5052-H32	PV1	23.414		●			●		●
S3.012002400PX1FI	3.0	1200	2400	5052-H32	PX1	23.414	●						
S3.012002400PZ1FI	3.0	1200	2400	5052-H32	PZ1	23.414	●						●
S3.012003000MI2FI	3.0	1200	3000	5052-H32	Mill	29.268	■	■	■	■	■	■	■
S3.012004700MI2FI	3.0	1200	4700	5052-H32	Mill	45.853	●						
S3.015003000MI2FI	3.0	1500	3000	5052-H32	Mill	36.585	●	●					
S3.015253000MI2FI	3.0	1525	3000	5052-H32	Mill	37.194		●					
S3.018502400PX1FI	3.0	1850	2400	5052-H32	PX1	36.097	●						
S4.012002400MI2FI	4.0	1200	2400	5052-H32	Mill	31.219	●	●	●	●			

PV1 - 40/50 Micron Blue or Clear

PX1 - 80 Micron - Black 1 side, White the other

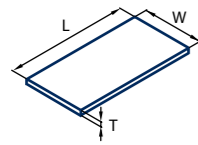
PZ1 - 100 Micron Laser Film - Black 1 side, White the other

ALUMINIUM SHEET ROLLED PRODUCTS

ALUMINIUM HEAVY GAUGE SHEET PRODUCTS ARE MANUFACTURED TO SUIT THE REQUIREMENTS OF DISTRIBUTORS, STOCKISTS, AND SELECTED END USERS.

CUSTOM LENGTHS AVAILABLE UPON REQUEST

■ MILL RUN ONLY
● IN STOCK



Marine Plate 5083 - Mill Finish

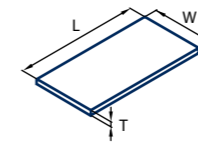
Part Number	T mm	W mm	L mm	Alloy/Temper	Finish	Nominal Mass/Piece	QLD	NSW	VIC	SA	TAS	WA	NT
S3.012002400MI2FQ	3.0	1200	2400	5083H321/116	Mill Finish	23.414	●	●	●	●		●	
S3.012006100MI2FQ	3.0	1200	6100	5083H321/116	Mill Finish	59.511	●	●	●			●	
S3.015256100MI2FQ	3.0	1525	6100	5083H321/116	Mill Finish	75.629		●	●				
S3.018306100MI2FQ	3.0	1830	6100	5083H321/116	Mill Finish	90.755	●	●					
S4.012002400MI2FQ	4.0	1200	2400	5083-H321/116	Mill Finish	31.22	●	●	●	●	●	●	●
S4.012006100MI2FQ	4.0	1200	6100	5083H321/116	Mill Finish	79.348	●						
S4.015256100MI2FQ	4.0	1525	6100	5083-H321/116	Mill Finish	100.83	●	●	●	●			●
S4.018306100MI2FQ	4.0	1830	6100	5083-H321/116	Mill Finish	121.00							
S5.012002400MI2FQ	5.0	1200	2400	5083-H321/116	Mill Finish	39.024	●	●	●	●	●	●	●
S5.015256100MI2FQ	5.0	1525	6100	5083-H321/116	Mill Finish	123.72	●	●	●		●	●	●
S5.018306100MI2FQ	5.0	1830	6100	5083-H321/116	Mill Finish	148.467							
P6.012002400MI2FQ	6.0	1200	2400	5083H321/116	Mill Finish	45.964	●	●	●	●	●	●	
P6.015256100MI2FQ	6.0	1525	6100	5083H321/116	Mill Finish	148.467	●						
P6.018306100MI2FQ	6.0	1830	6100	5083H321/116	Mill Finish	178.161							
P6.019806100MI2FQ	6.0	1980	6100	5083H321/116	Mill Finish	192.764	●	●					
P6.022009000MI2FQ	6.0	2200	9000	5083H321/116	Mill Finish	316.00							
P8.012002400MI2FQ	8.0	1200	2400	5083-H321/116	Mill Finish	62.438	●	●	●	●	●	●	●
P8.018306100MI2FQ	8.0	1830	6100	5083-H321/116	Mill Finish	237.548							
P8.019806100MI2FQ	8.0	1980	6100	5083-H321/116	Mill Finish	257.019		●					
P8.019816100MI2FQ	8.0	1981	6100	5083-H321/116	Mill Finish	261.98							
P10.012002400MI2FQ	10.0	1200	2400	5083-H321/116	Mill Finish	78.048	●	●	●	●	●	●	
P10.012006100MI2FQ	10.0	1200	6100	5083-H321/116	Mill Finish	194.712							
P10.018306100MI2FQ	10.0	1830	6100	5083-H321/116	Mill Finish	296.935							
P12.012002400MI2FQ	12.0	1200	2400	5083-H321/116	Mill Finish	93.657	●	●	●	●	●		
P16.012002400MI2FQ	16.0	1200	2400	5083-H321/116	Mill Finish	124.88	●	●					
P20.012002400MI2FQ	20.0	1200	2400	5083-H321/116	Mill Finish	156.10	●	●					
P25.012002400MI2FQ	25.0	1200	2400	5083-H321/116	Mill Finish	195.12	●						
P32.012002400MI2FQ	32.0	1200	2400	5083-H321/116	Mill Finish	249.70		●					
P40.012002400MI2FQ	40.0	1200	2400	5083-H321/116	Mill Finish	306.432							

ALUMINIUM SHEET ROLLED PRODUCTS

ALUMINIUM HEAVY GAUGE SHEET PRODUCTS ARE MANUFACTURED TO SUIT THE REQUIREMENTS OF DISTRIBUTORS, STOCKISTS, AND SELECTED END USERS.

CUSTOM LENGTHS AVAILABLE UPON REQUEST

■ MILL RUN ONLY
● IN STOCK



Aluminium Plate 6061 - Mill Finish


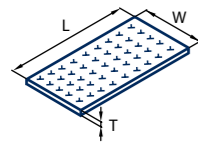
Part Number	T mm	W mm	L mm	Alloy/Temper	Finish	Nominal Mass/Piece	QLD	NSW	VIC	SA	TAS	WA	NT
P6.012502450MI2M	6.0	1250	2450	6061T651	Mill	48.877	●						
P8.012502450MI2M	8.0	1250	2450	6061T651	Mill	65.17	●						
P10.012502450MI2M	10.0	1250	2450	6061T651	Mill	81.462	●						
P12.712502450MI2M	12.7	1250	2450	6061T651	Mill	103.457	●						

TREADPLATE ALUMINIUM TREADPLATE

ALUMINIUM TREAD PLATE PRODUCTS ARE MANUFACTURED TO SUIT THE REQUIREMENTS OF DISTRIBUTORS, STOCKISTS, AND SELECTED END USERS.

CUSTOM LENGTHS AVAILABLE UPON REQUEST

■ MILL RUN ONLY
● IN STOCK



5-Bar Treadplate - Mill Finish

Part Number	T mm	W mm	L mm	Alloy/Temp	Finish	Nominal Mass/Piece	QLD	NSW	VIC	SA	TAS	WA	NT
TP0.912002400FB1FW	0.9	1200	2400	1100-H114	Mill Finish	7.776	●	●	●	●	●	●	
TP1.412002400FB1FU	1.4	1200	2400	5052-0	Mill Finish	12.620	●		●				
TP1.412002400PCBKFU	1.4	1200	2400	5052-0	PCBK	12.620	●		●				
TP1.612002400FB1FU	1.6	1200	2400	5052-0	Mill Finish	12.489	●	●	●	●	●	●	●
TP1.615003600FB1FU	1.6	1500	3600	5052-0	Mill Finish	27.043	●		●		●	●	●
TP2.012002400FB1FU	2.0	1200	2400	5052-0	Mill Finish	15.61	●	●	●	●	●	●	●
TP2.015002400FB1FU	2.0	1500	2400	5052-0	Mill Finish	21.6	●	●				●	
TP2.015003000FB1FU	2.0	1500	3000	5052-0	Mill Finish	27.0	●	●	●				
TP2.512002400FB1FU	2.5	1200	2400	5052-0	Mill Finish	19.512	●	●	●	●	●	●	●
TP2.515002400FB1FU	2.5	1500	2400	5052-0	Mill Finish	27.0	●	●	●				
TP2.515003000FB1FU	2.5	1500	3000	5052-0	Mill Finish	33.75	●	●	●		●		
TP3.012002400FB1FU	3.0	1200	2400	5052-0	Mill Finish	23.414	●	●	●	●	●	●	●
TP3.012003000FB1FU	3.0	1200	3000	5052-0	Mill Finish	32.076	●	●	●				
TP3.012003600FB1FU	3.0	1200	3600	5052-0	Mill Finish	35.122	●	●			●		●
TP3.015002400FB1FU	3.0	1500	2400	5052-0	Mill Finish	32.076	●	●	●	●			
TP3.015003000FB1FU	3.0	1500	3000	5052-0	Mill Finish	40.095	●	●	●	●	●	●	●
TP3.015003600FB1FU	3.0	1500	3600	5052-0	Mill Finish	48.114	●	●	●	●	●		
TP4.012002400FB1FU	4.0	1200	2400	5052-0	Mill Finish	34.905	●	●	●	●	●	●	●
TP4.018503000FB1FU	4.0	1850	3000	5052-0	Mill Finish	67.266	●						
TP5.012002400FB1FU	5.0	1200	2400	5052-0	Mill Finish	39.024	●	●	●	●	●	●	●
TP5.018502400FB1FU	5.0	1850	2400	5052-0	Mill Finish	65.712	●						
TP5.018503000FB1FU	5.0	1850	3000	5052-0	Mill Finish	82.14	●						
TP6.012002400FB1FU	6.0	1200	2400	5052-0	Mill Finish	46.829	●	●	●	●	●	●	●
TP6.015003000FB1FU	6.0	1500	3000	5052-0	Mill Finish	81.0	●	●	●	●	●		


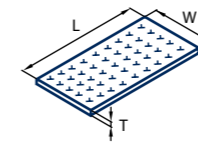
NOTE: Ullrich Aluminium reserves the right to change specifications and stocking locations without notice.

TREADPLATE ALUMINIUM TREADPLATE

ALUMINIUM TREAD PLATE PRODUCTS ARE MANUFACTURED TO SUIT THE REQUIREMENTS OF DISTRIBUTORS, STOCKISTS, AND SELECTED END USERS.

CUSTOM LENGTHS AVAILABLE UPON REQUEST

■ MILL RUN ONLY
● IN STOCK



Propeller Pattern Treadplate - Bright Polish Finish

Part Number	T mm	W mm	L mm	Alloy/Temp	Finish	Nominal Mass/Piece	QLD	NSW	VIC	SA	TAS	WA	NT
TP1.612002400PP2TI	1.6	1200	2400	3003-H224	Mill Finish	14.423	●	●	●	●	●	●	●
TP1.612003000PP2TI	1.6	1200	3000	3003-H224	Mill Finish	18.029	■	■	■	■	■	■	■
TP1.612003600PP2TI	1.6	1200	3600	3003-H224	Mill Finish	21.635	●						
TP2.012002400PP2TI	2.0	1200	2400	3003-H224	Mill Finish	17.28	●	●	●	●		●	●
TP3.012002400PP2TI	3.0	1200	2400	3003-H224	Mill Finish	25.66	●	●	●	●	●	●	●
TP5.09003600PP2TI	5.0	900	3600	3003-H224	Mill Finish	47.952		●					
TP5.012002400PP2TI	5.0	1200	2400	3003-H224	Mill Finish	42.62	●	●	●	●	●		●

NOTE: Ullrich Aluminium reserves the right to change specifications and stocking locations without notice.



ULLTRACLAD ALUMINIUM WEATHERBOARDS

A powder coated Aluminium interlocking exterior cladding system that can be applied both horizontally and vertically. It is suited to both residential & commercial building applications and is available in a wide range of colours in modern or classic designs. Weatherboards are produced in a rusticated weatherboard profile, with either a smooth, corrugated or grooved face (Tee Board), a bevel back weatherboard profile (Traditional), or a flat face with negative joint detail (Shadoline).



ULLTRASAFE SECURITY SCREENS

Ulltrasafe Security window and door screens are manufactured using stainless steel woven mesh, high grade innovatively designed Aluminium framing and high security hardware. When all these elements are combined they exceed all Australian standards.

Wintec Systems Ulltrasafe security products are designed and tested to withstand the harshest of Australian conditions including cyclonic debris requirements allowing you to secure your home without losing the luxury of openness.



LATITUDE SHOWER SYSTEMS

A fully integrated shower screen suite with Australian influenced design, styling and functionality. The slim clean lines coupled with Australian styled hardware will enhance and compliment your bathroom decor. This low-maintenance design adds not only style but functionality as well. Latitude Shower Screens are a truly innovative design offering a choice of assembly methods, a small compact range of Australian custom designed extrusions and hardware components used across multiple design options.



WARDROBE VEE-GLIDE

The Vee-Glide wardrobe door suite have been designed with style and simplicity in mind. With a wide range of custom sizes available the Vee Glide offers an affordable and practical wardrobe door solution.

Let your imagination run free and choose from a wide range of colours, finishes, board/insert options, sizes and configurations.


LOUVRE FRAME



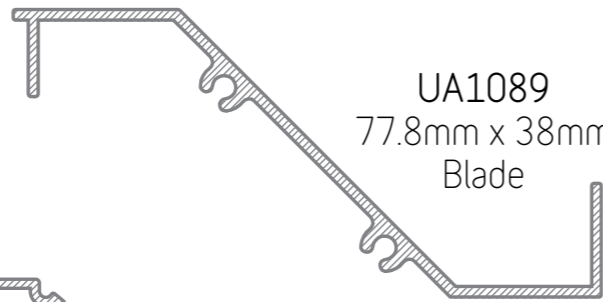
Scan here to view the Ullrich Aluminium - Louvre Systems Brochure



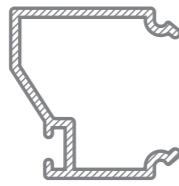
UAA7429
200.2mm x 40mm
Elliptical Blade



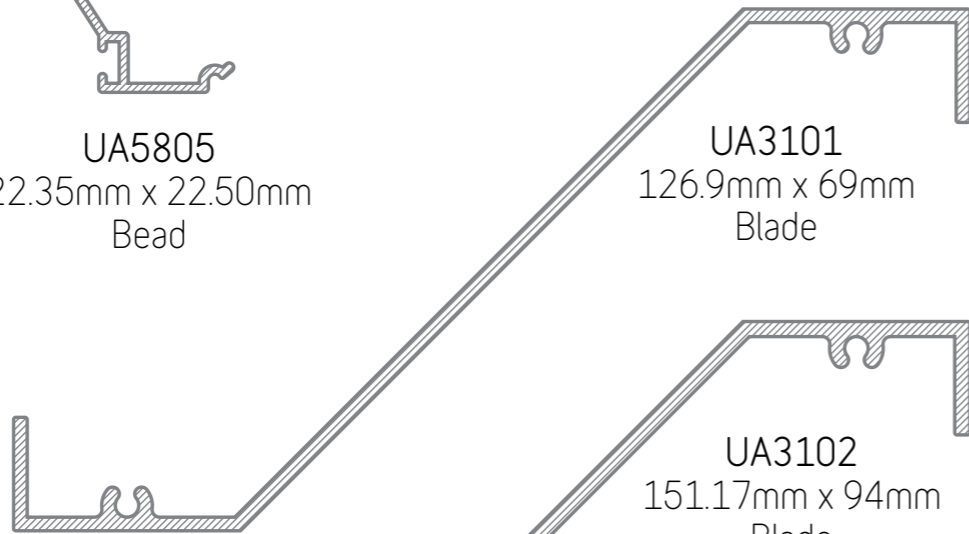
UA1089
77.8mm x 38mm
Blade



UA5805
22.35mm x 22.50mm
Bead



UA3101
126.9mm x 69mm
Blade



UA3102
151.17mm x 94mm
Blade




UA8334
42mm x 30mm
Acoustic Louvre - Upright

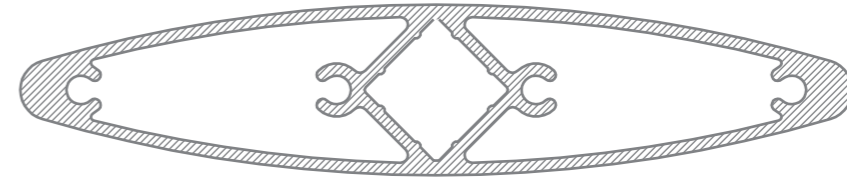


LOUVRE FRAME

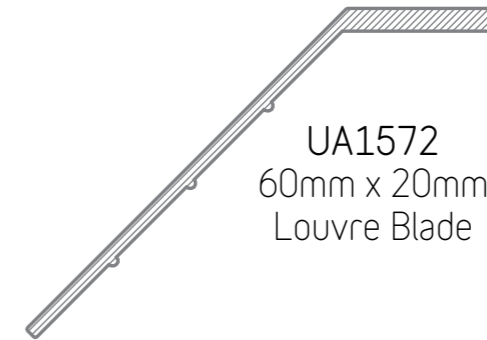
UA8335
42mm x 22mm
Acoustic Louvre - Channel



UA5354
110mm x 22.55mm
Blade



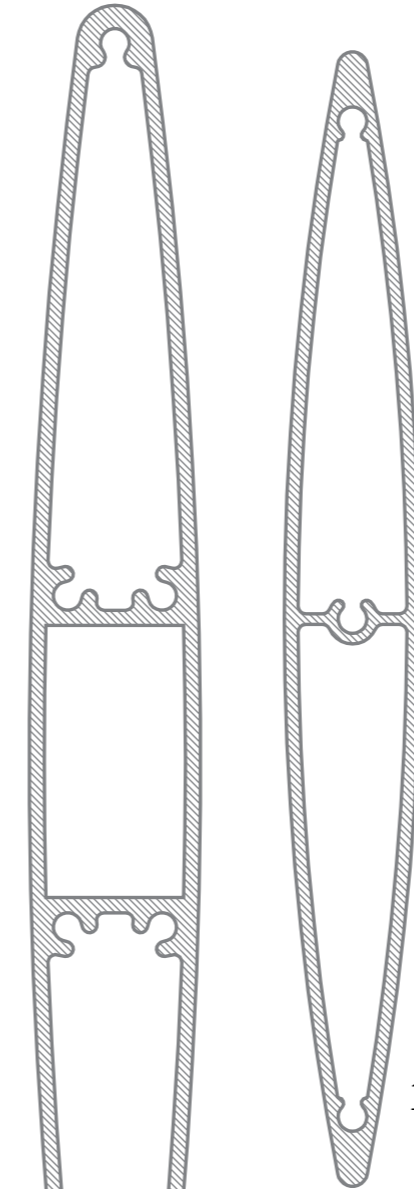
UA1572
60mm x 20mm
Louvre Blade



UA5374
90mm
360 LTD Blade



UA6876
150mm x 18mm
Blade

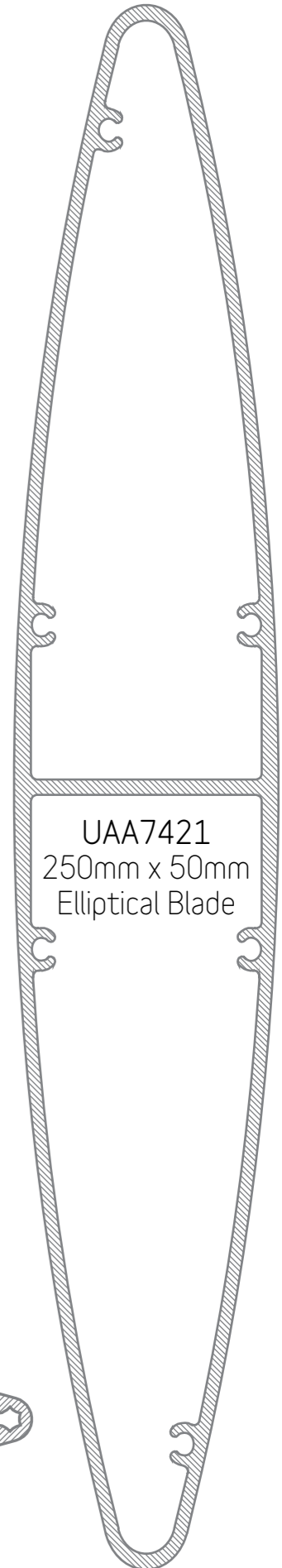


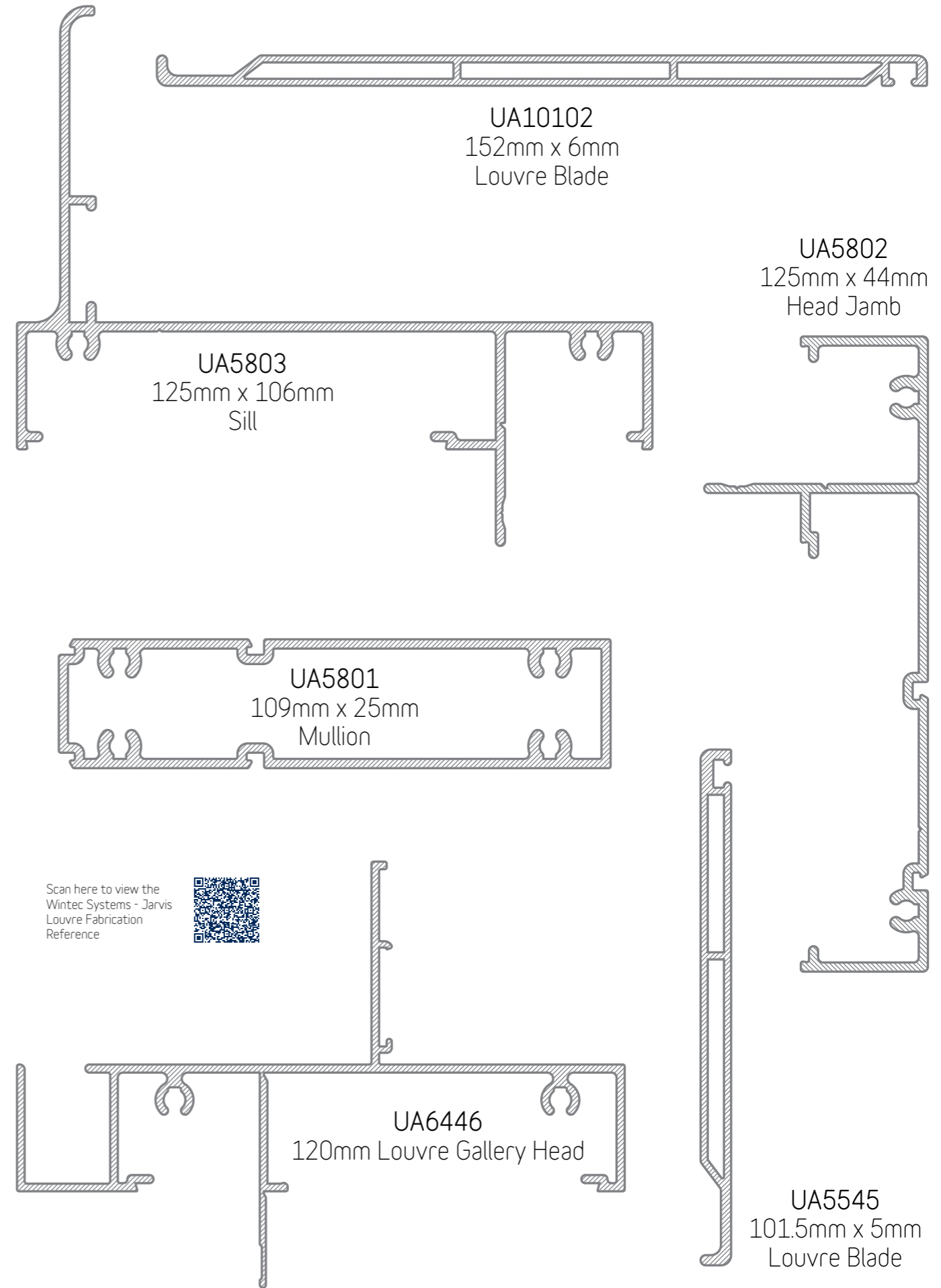
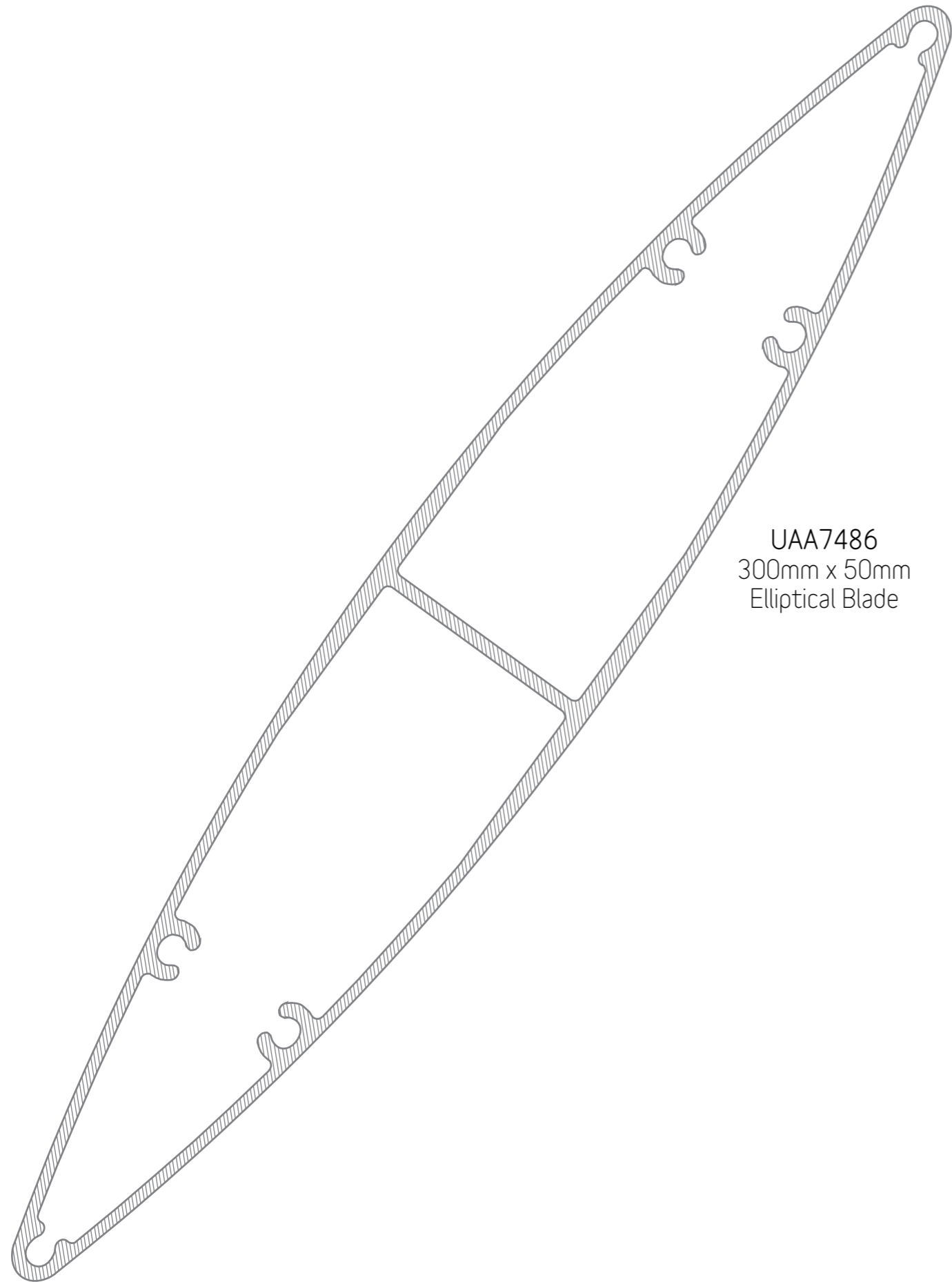
UA5375
200mm x 22.65mm
360 LTD Blade



UA8029
100mm x 20.4mm
Blade

UAA7421
250mm x 50mm
Elliptical Blade

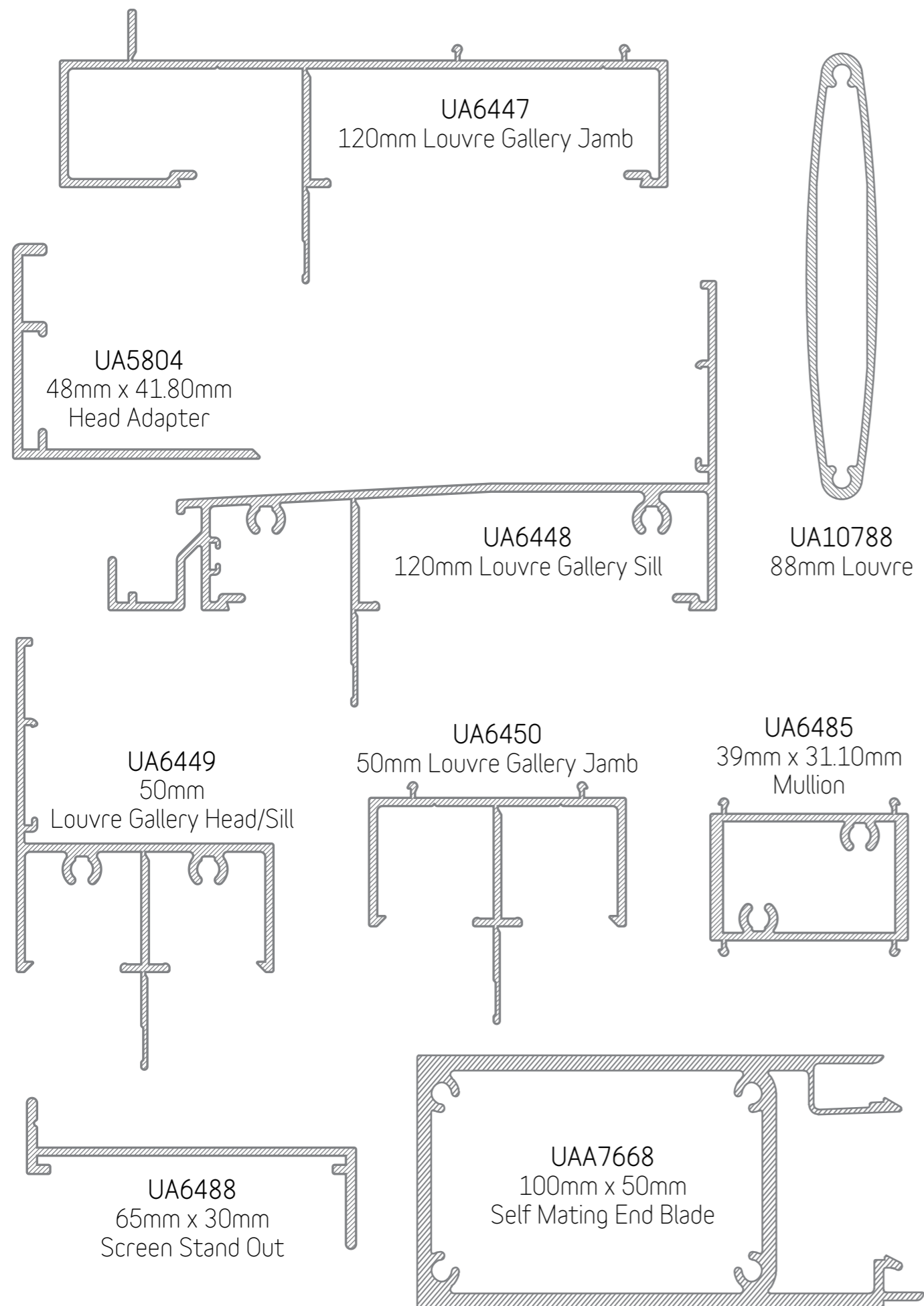




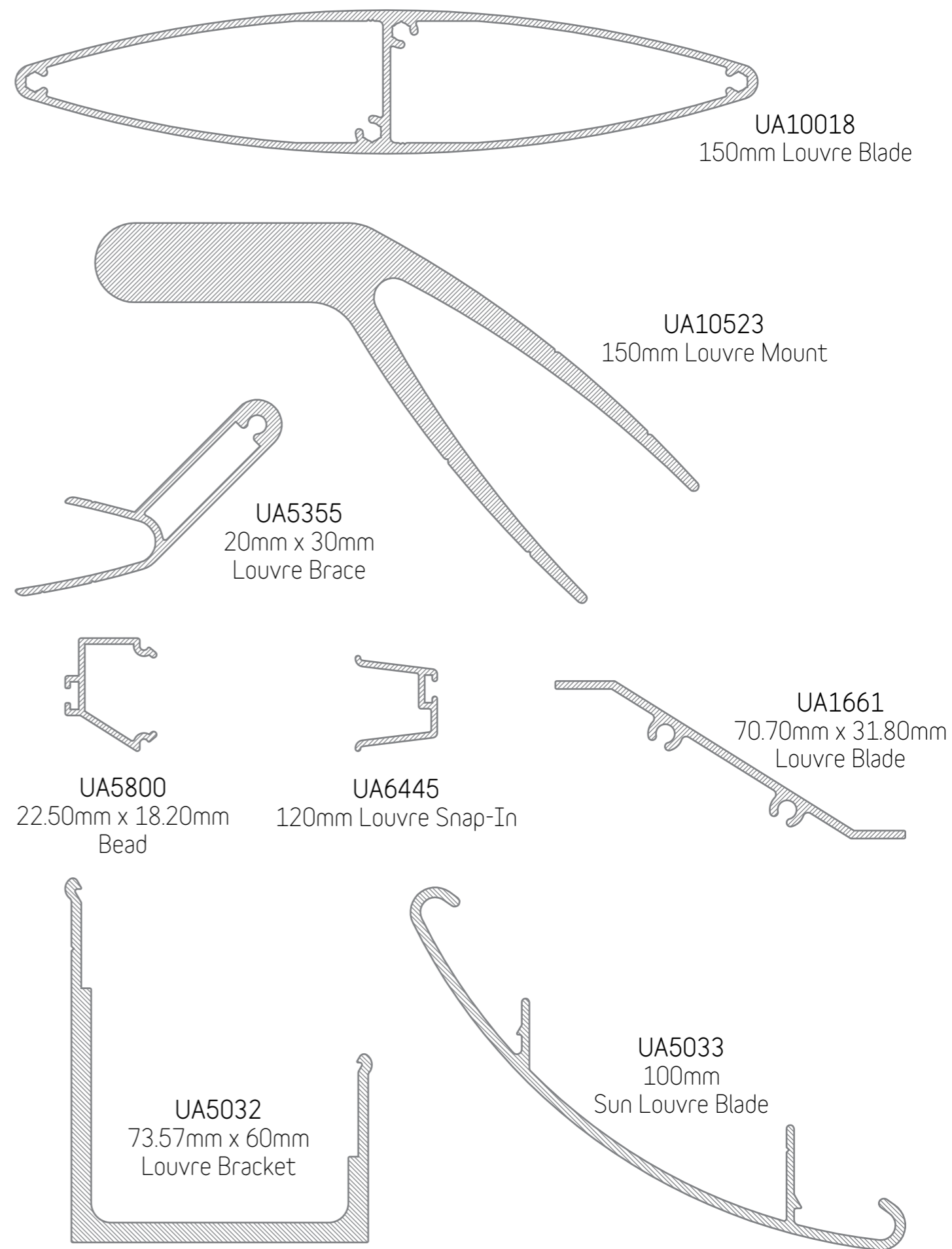
Scan here to view the
Wintec Systems - Jarvis
Louvre Fabrication
Reference



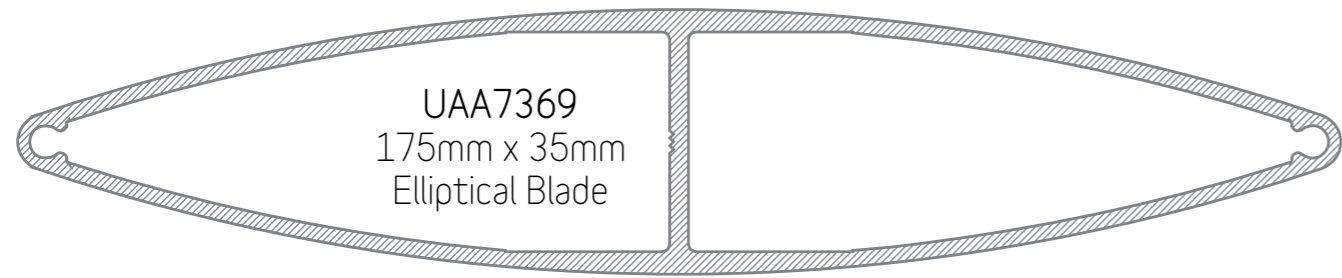
LOUVRE FRAME



LOUVRE FRAME



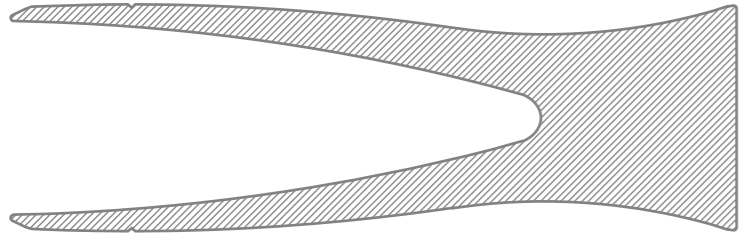
LOUVRE FRAME



UAA7369
175mm x 35mm
Elliptical Blade



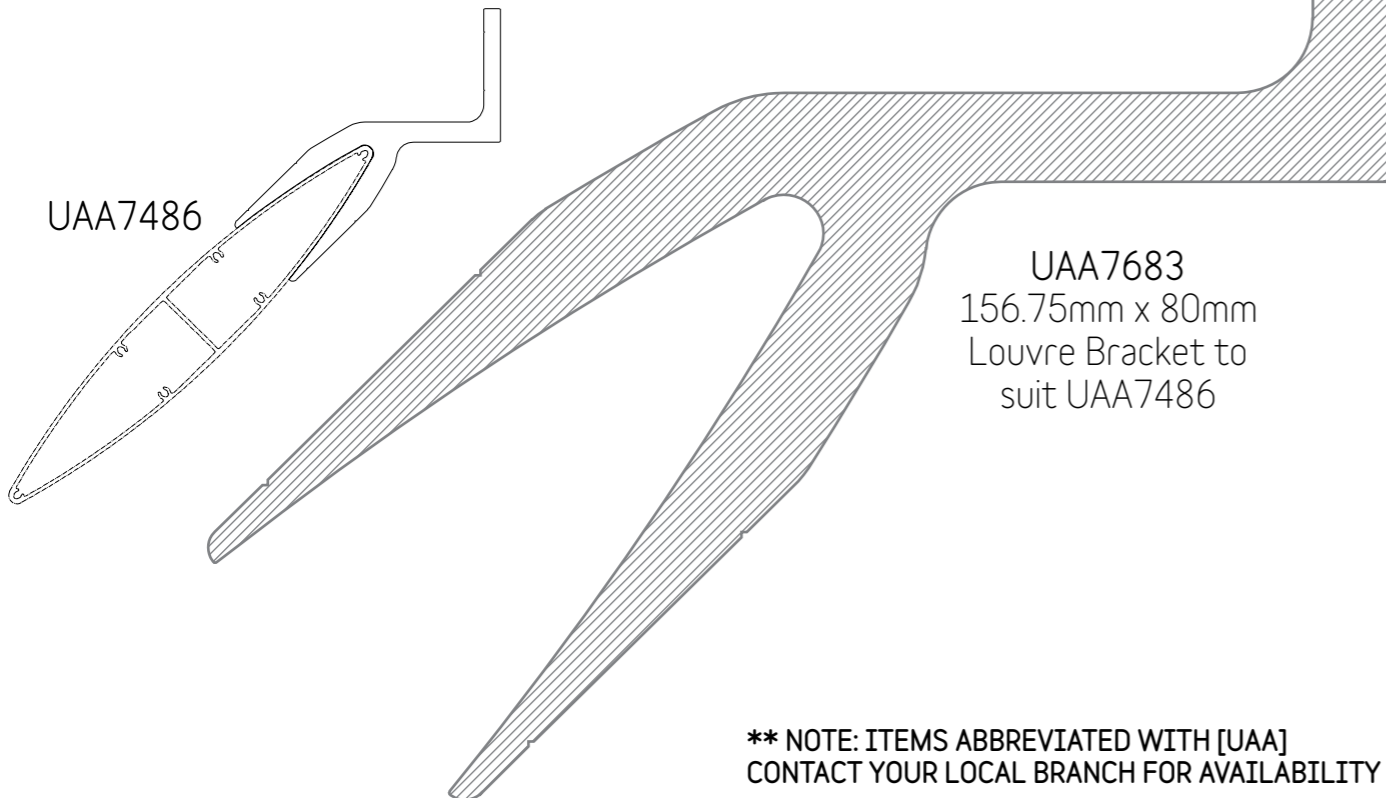
UAA7644
70mm x 15mm
Elliptical Blade



UAA7682
96mm x 30mm
Louvre Bracket
to suit UAA7395



UAA7395

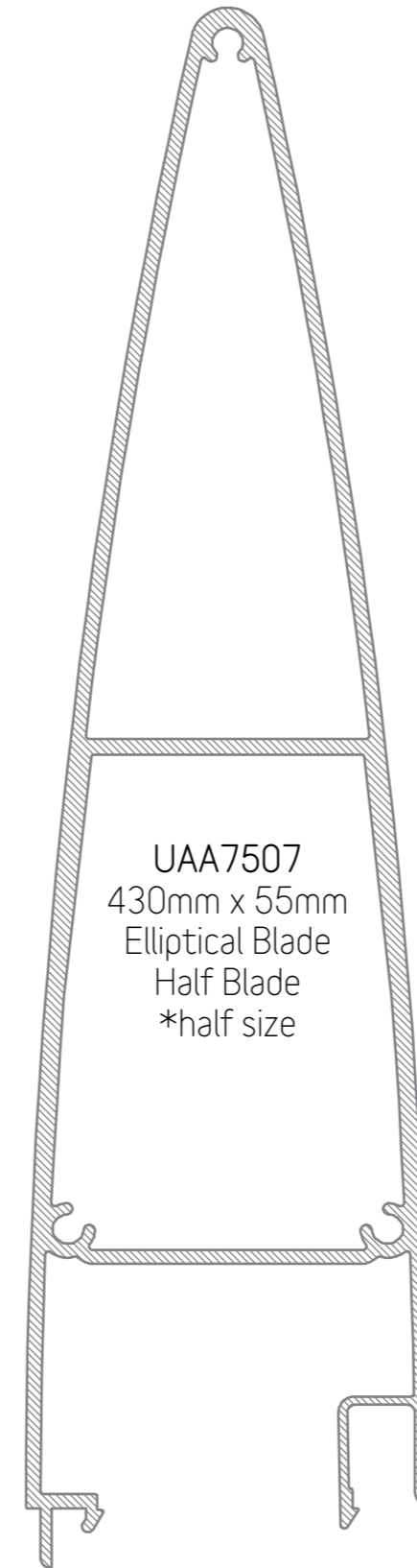


UAA7683
156.75mm x 80mm
Louvre Bracket to
suit UAA7486

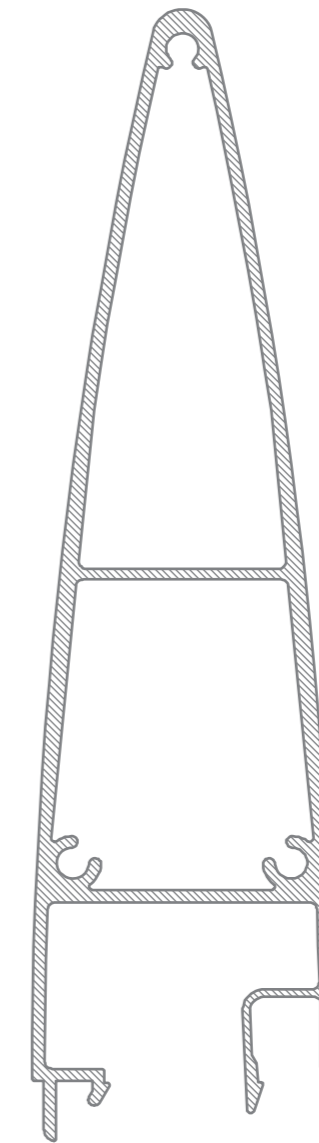
UAA7486

** NOTE: ITEMS ABBREVIATED WITH [UAA]
CONTACT YOUR LOCAL BRANCH FOR AVAILABILITY

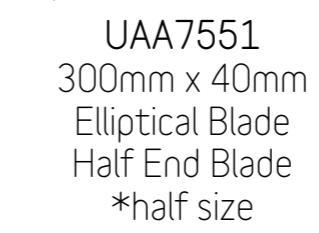
LOUVRE FRAME



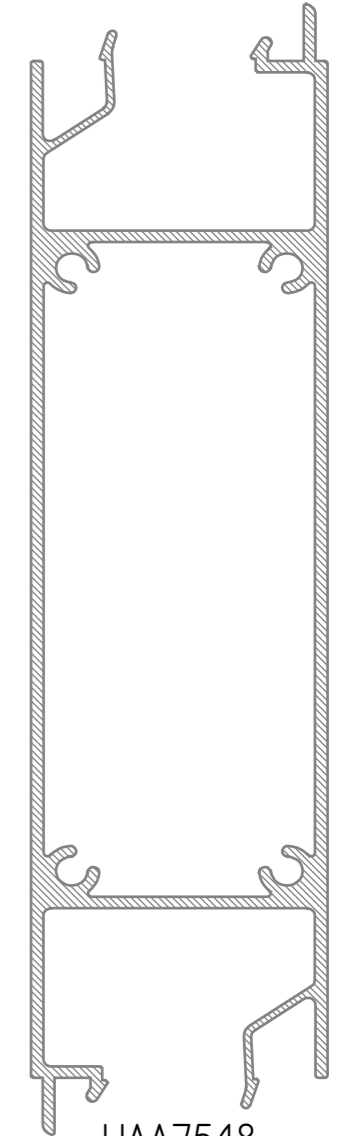
UAA7507
430mm x 55mm
Elliptical Blade
Half Blade
*half size



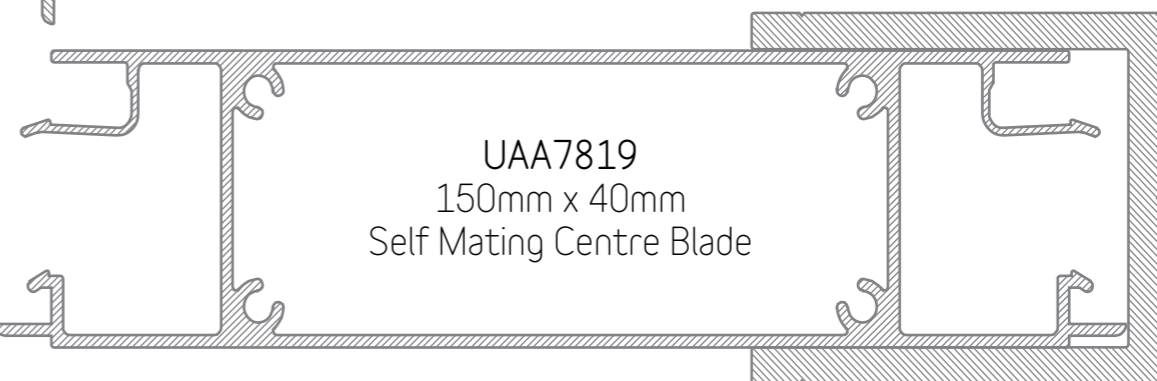
UAA7548
Self Mating End Cap
to suit 40mm Suite



UAA7551
300mm x 40mm
Elliptical Blade
Half End Blade
*half size




UAA7548
150mm x 40mm
Self Mating Centre Blade

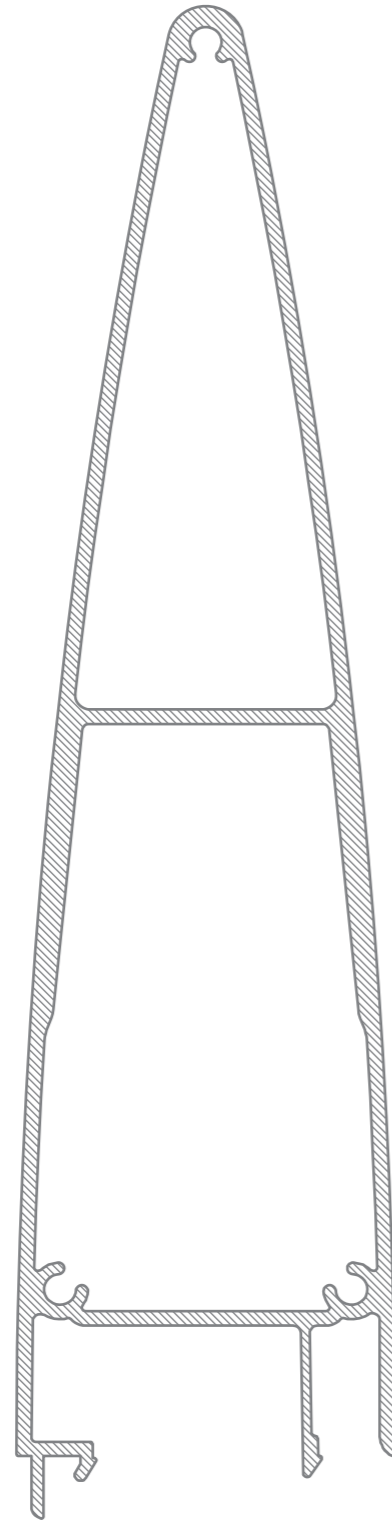


UAA7819
150mm x 40mm
Self Mating Centre Blade

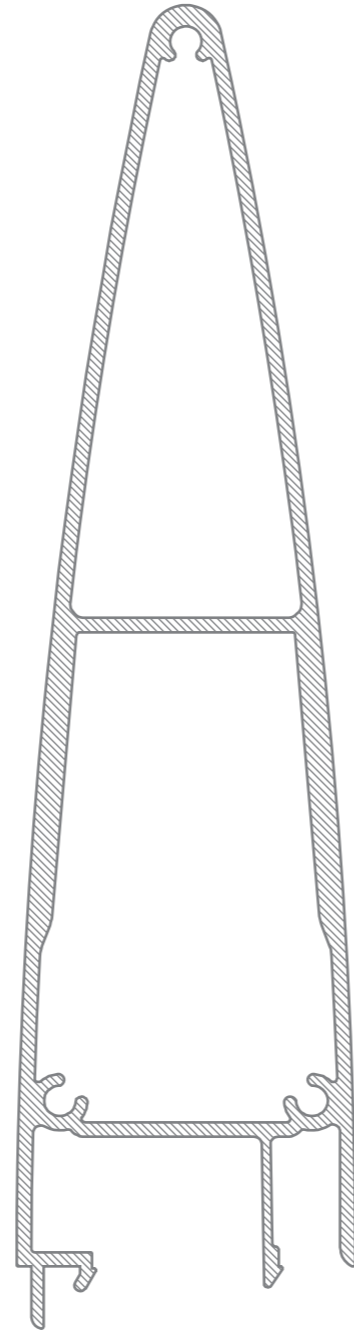
UAA7714
Wall Receiver to
suit 40mm Suit



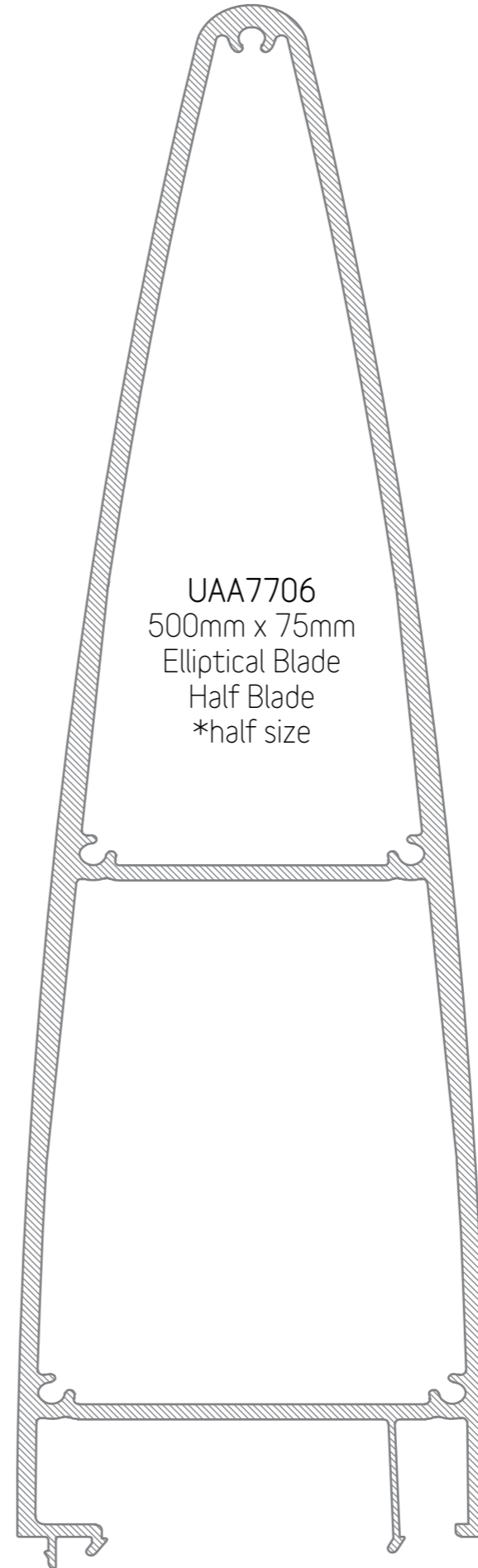
UAA7619
200mm x 50mm
Self Mating End Blade



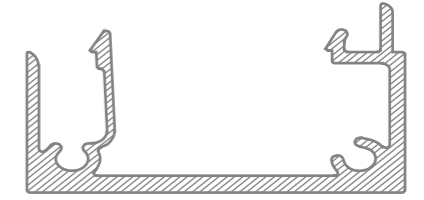
UAA7577
400mm x 50mm
Elliptical Blade
Half Blade
*half size




UAA7576
350mm x 45mm
Elliptical Blade
Half Blade
*half size



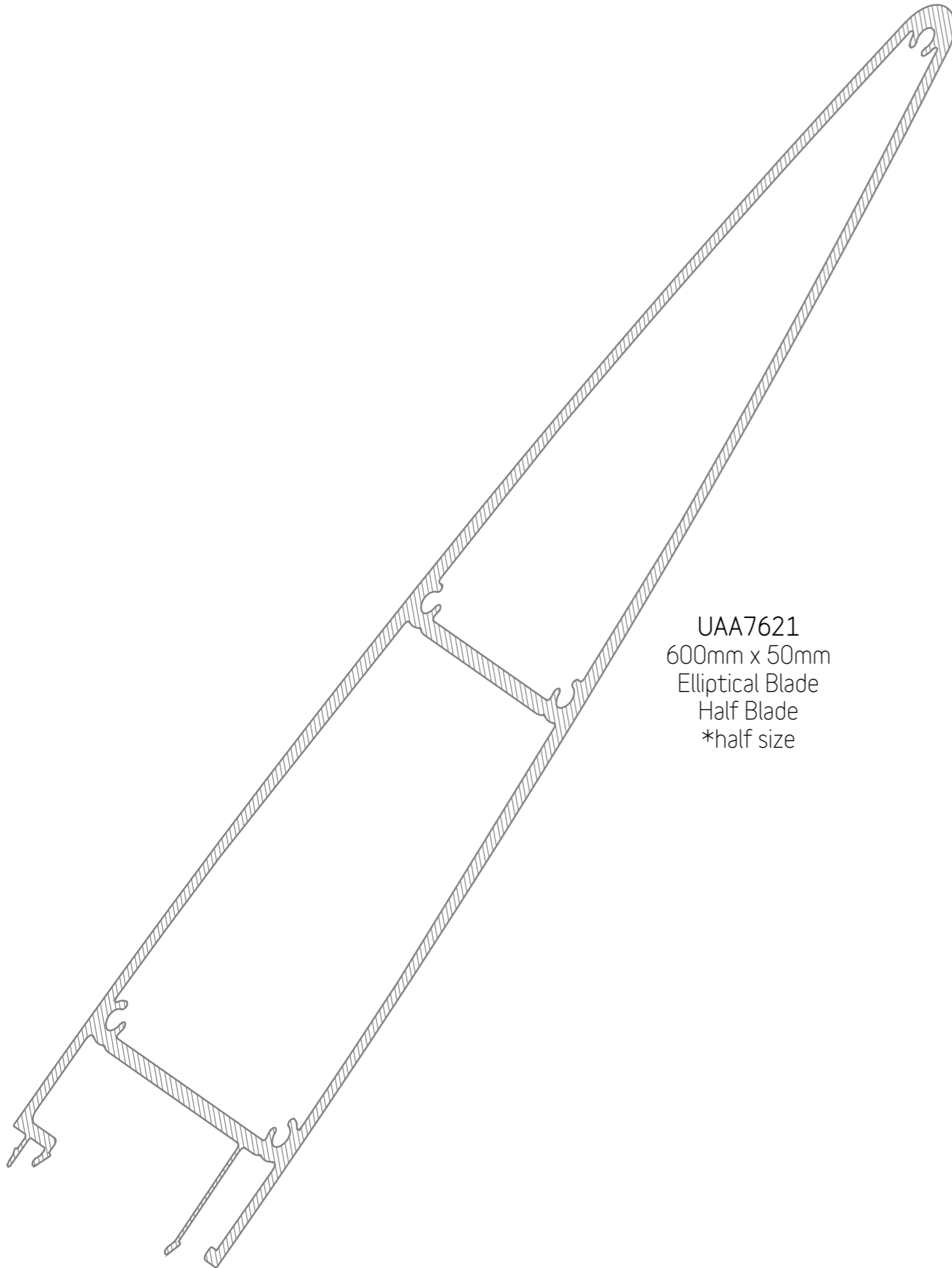
UAA7706
500mm x 75mm
Elliptical Blade
Half Blade
*half size



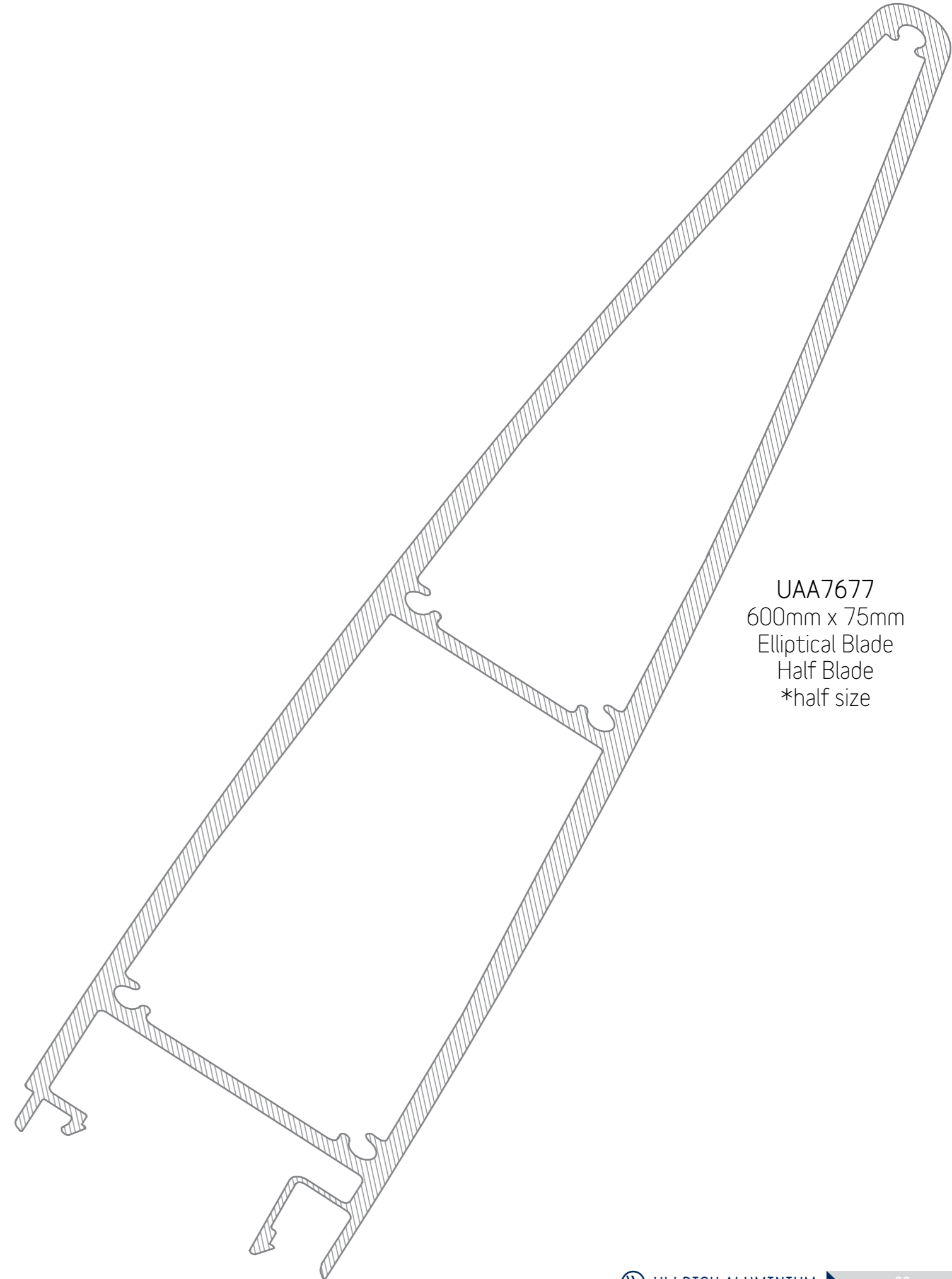
UAA7622
Self Mating End Cap
to suit 50mm Suite




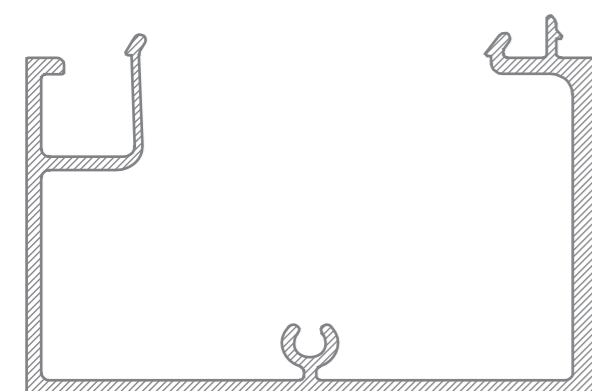
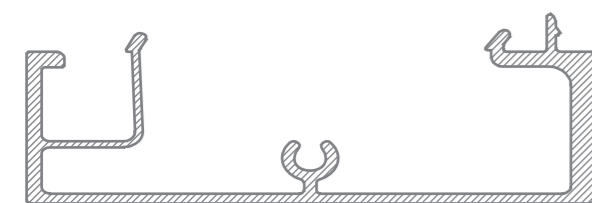
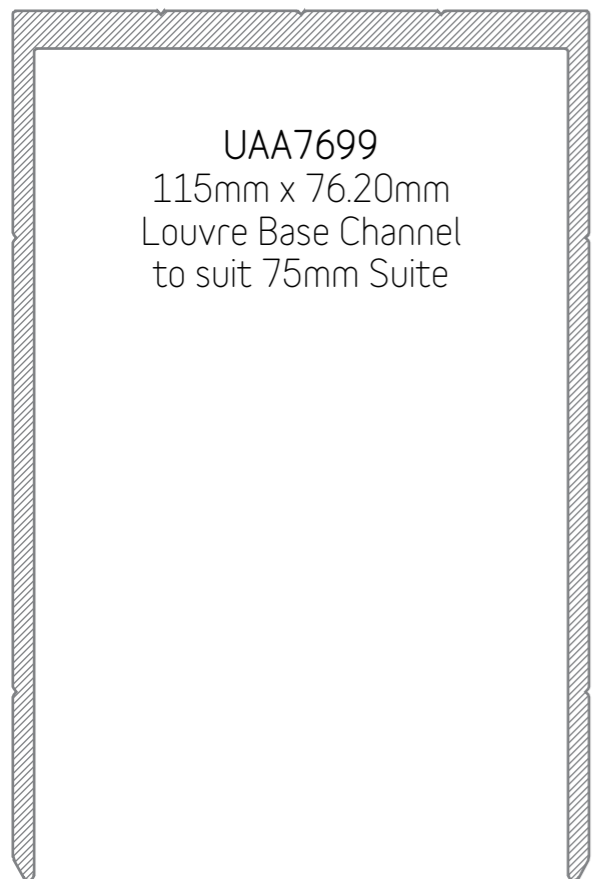
UAA7620
175mm x 50mm
Self Mating Centre Blade



UAA7621
600mm x 50mm
Elliptical Blade
Half Blade
*half size

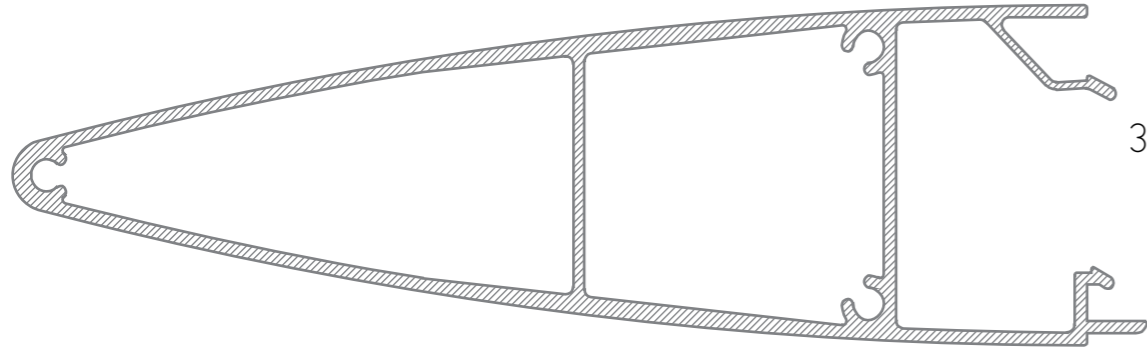


UAA7677
600mm x 75mm
Elliptical Blade
Half Blade
*half size

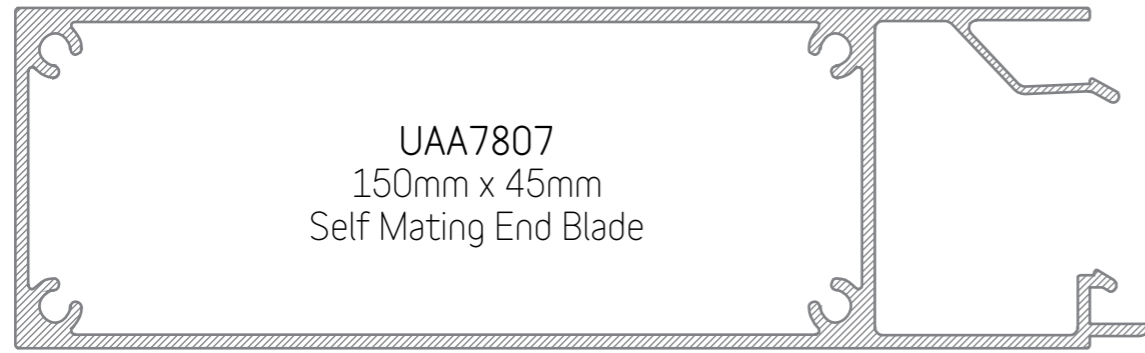


** NOTE: ITEMS ABBREVIATED WITH [UAA]
CONTACT YOUR LOCAL BRANCH FOR AVAILABILITY

LOUVRE FRAME




UAA7816
300mm x 45mm
Elliptical Blade
Half Blade
*half size



UAA7807
150mm x 45mm
Self Mating End Blade

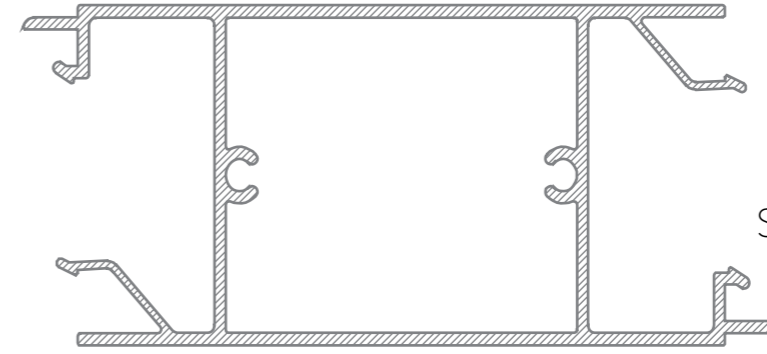


UAA7805
150mm x 45mm
Self Mating Centre Blade

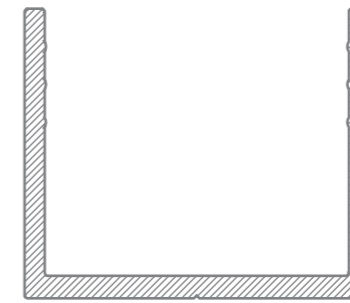


UAA7690
150mm x 75mm
Self Mating End Blade

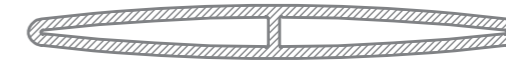
LOUVRE FRAME



UAA7820
100mm x 45mm
Self Mating Centre Blade



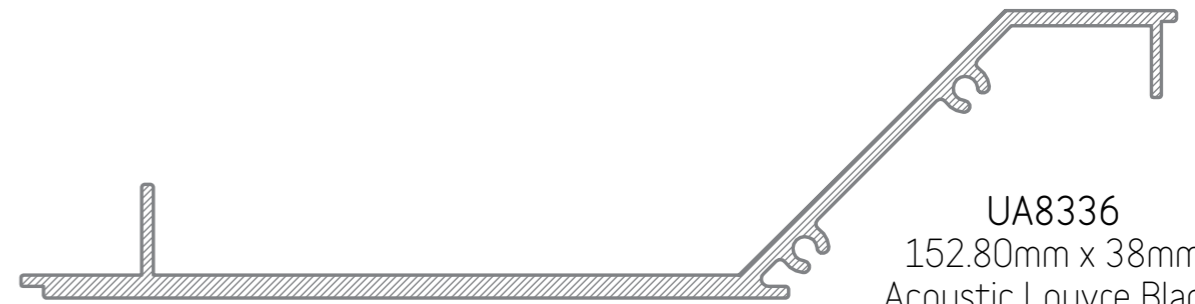
UAA7719
Wall Receiver to suit
45mm Suite



UAA7742
65mm x 7.8mm
Elliptical Blade



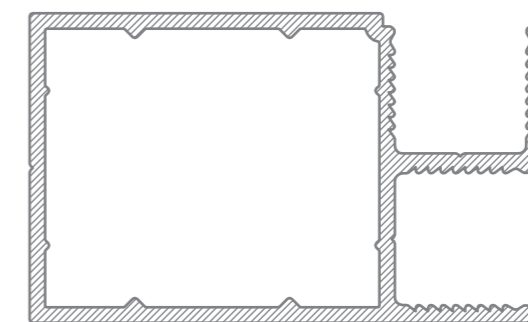
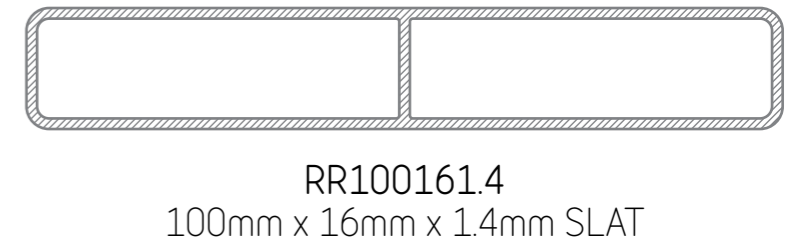
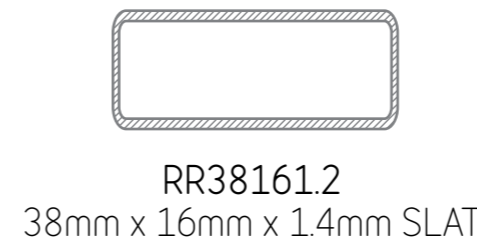

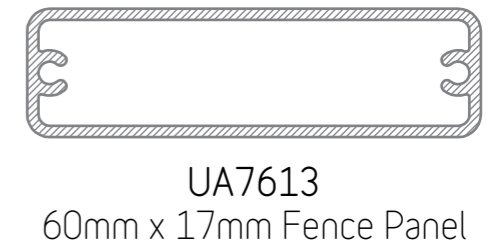
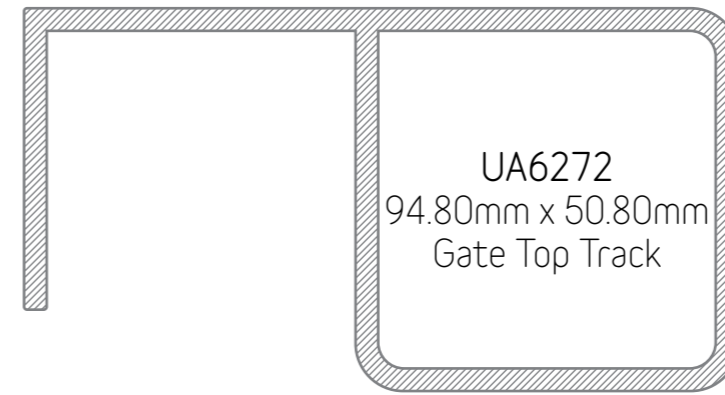


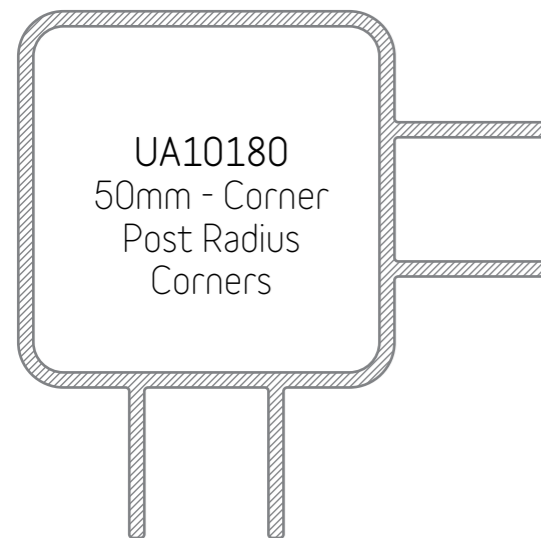
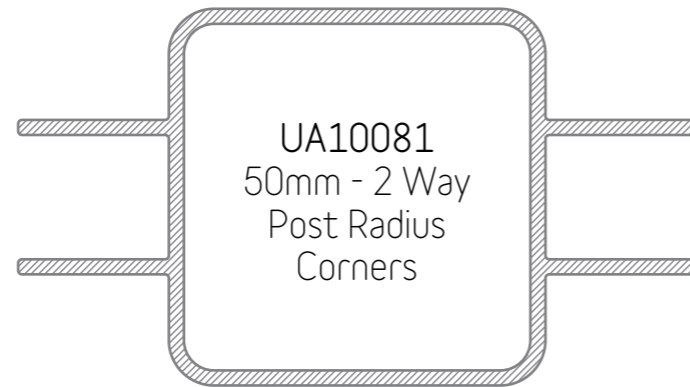
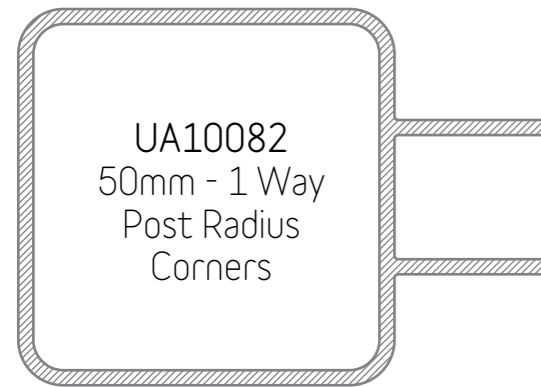
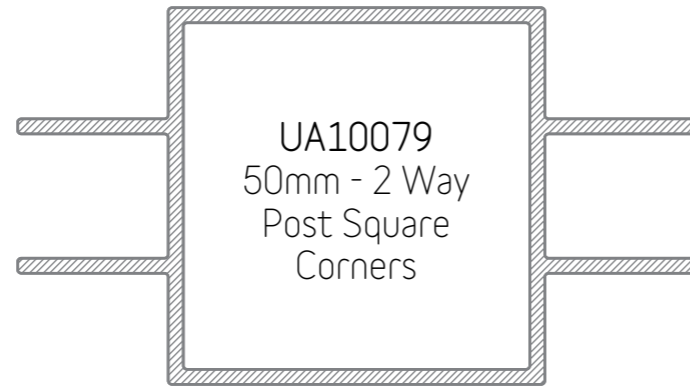
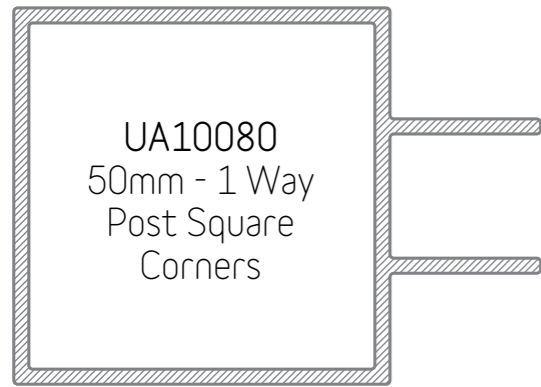
UAA7645
90mm x 15mm
Elliptical Blade

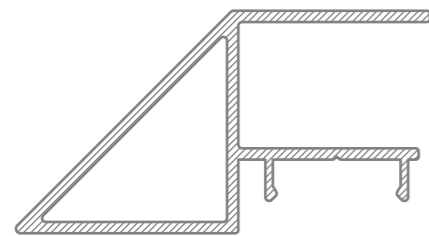


UA8336
152.80mm x 38mm
Acoustic Louvre Blade

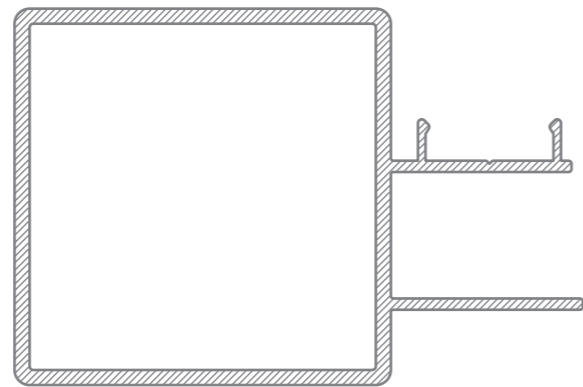


Scan here to view the Ullrich Aluminium - Fence & Gate System Brochure

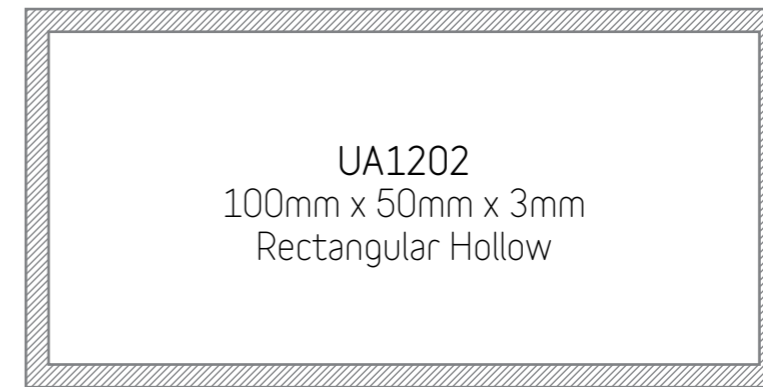




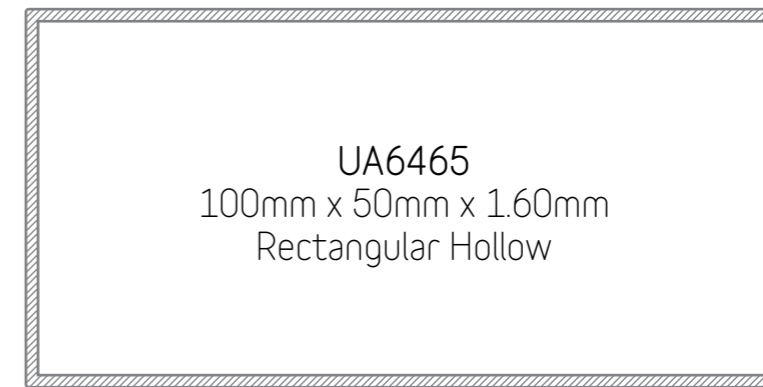
UFDPLMI6.000L
55.10mm x 29.60mm
Diagonal Post - Left



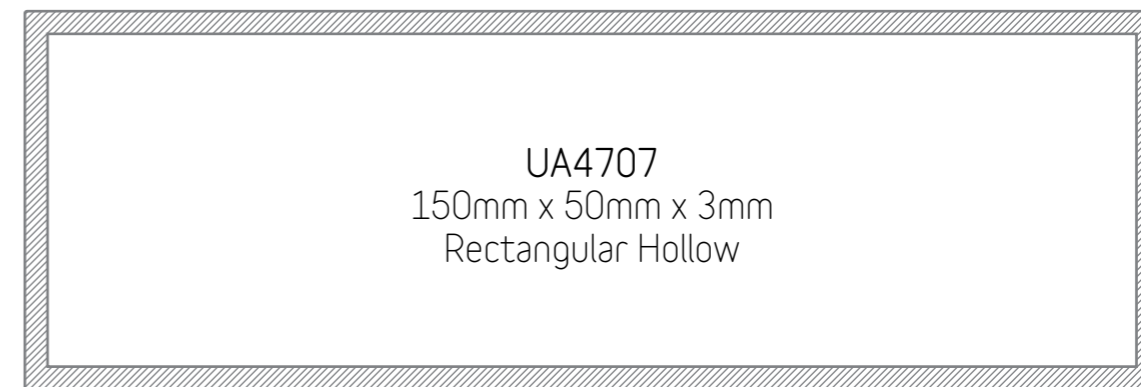
UFGW1WMI6.000L
50mm x 50mm
Fencing Post - 1 Way & Gate Frame



UA1202
100mm x 50mm x 3mm
Rectangular Hollow



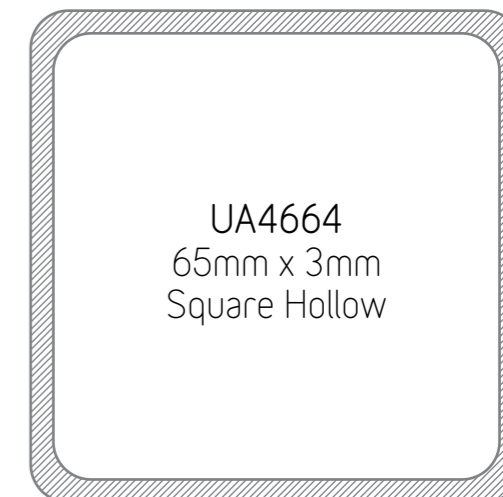
UA6465
100mm x 50mm x 1.60mm
Rectangular Hollow



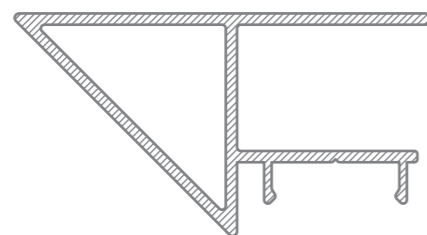
UA4707
150mm x 50mm x 3mm
Rectangular Hollow



UA5719
80mm x 40mm x 3mm
Rectangular Hollow



UA4664
65mm x 3mm
Square Hollow



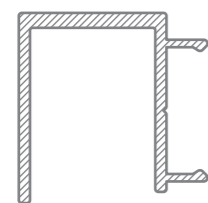
UFDPRMI6.000L
55.10mm x 29.60mm
Diagonal Post - Right



UFIMI6.000L
25.40mm x 9.80mm
Infill



UFMSMI6.000L
24mm x 7mm
Midrail Support



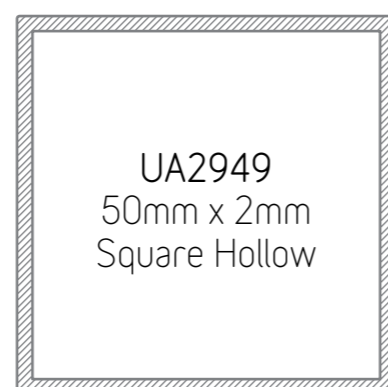
UFCMI6.000L
24mm x 19.80mm
One Way Channel




EP8026
50mm x 10mm
Fluted SLAT



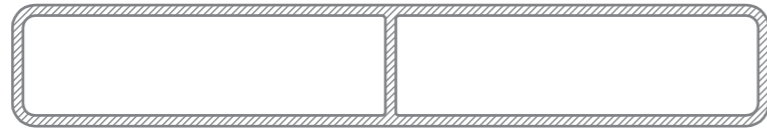
UA4663
50mm x 3mm
Square Hollow



UA2949
50mm x 2mm
Square Hollow



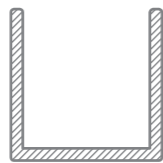
UA6464
200mm x 50mm x 3mm
Rectangular Hollow




UA8654
100mm x 16mm x 1.4mm
Rectangular Hollow



UA6506
65mm x 16mm x 1.2mm
Rectangular Hollow



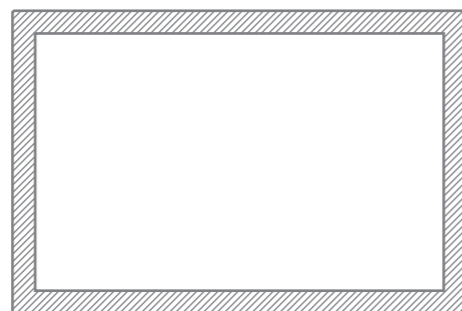
UA8006
20mm x 20mm x 1.6mm
Channel



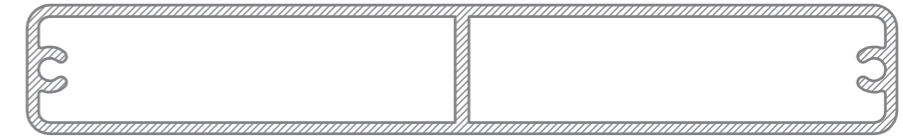
UA8659
30mm x 30mm
U Channel




UA6507
65mm x 16mm x 1.4mm
Rectangular Hollow




UA3344
60mm x 40mm x 13mm
Rectangular Hollow



UA6856
115mm x 17mm
Fence Panel



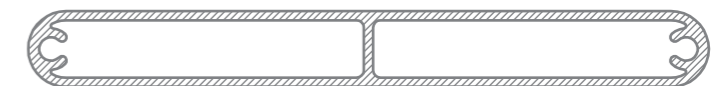
UA6857
106.80mm x 17mm
Tongue & Groove Plank



UA7694
125mm x 17mm
Fence Panel



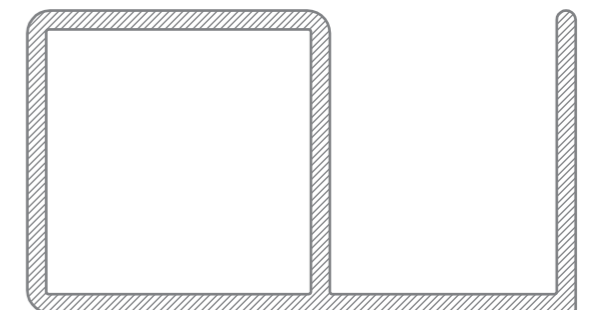
UA6394
45mm x 10mm
Fence SLAT



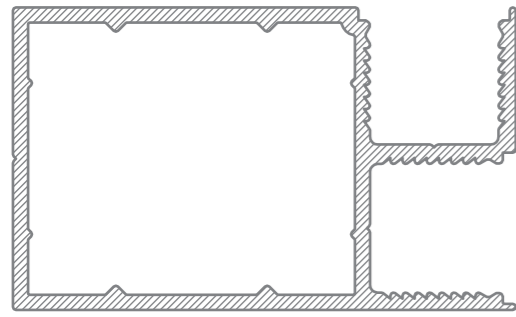
UA6393
90mm x 10mm
Fence SLAT



UA1855
50mm x 44mm
Fence SLAT



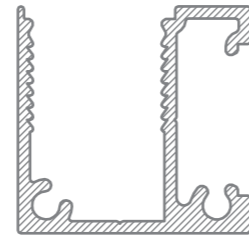
UA10413
72.50mm x 40mm
Gate Top Track



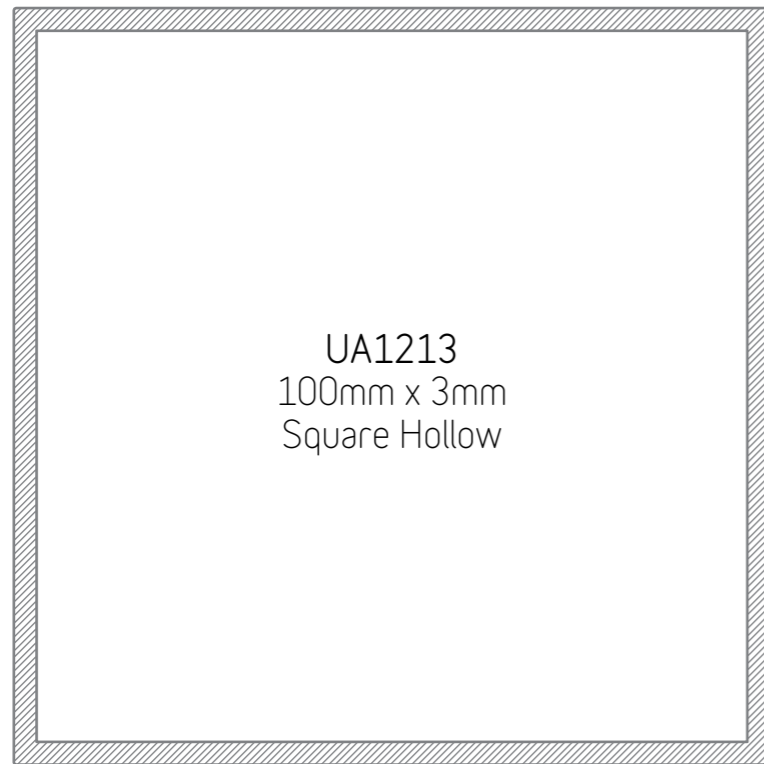
UA8661
66.50mm x 40mm
Gate Frame - Fencing



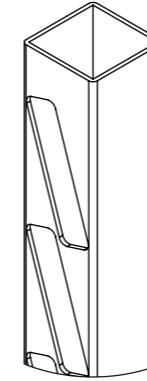
KWINF5
19.60mm x 6mm
Gate Infill



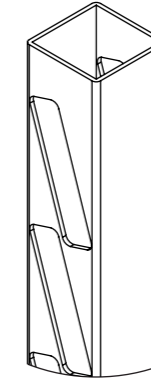
UA8659
30mm x 30mm
U Channel - Fencing



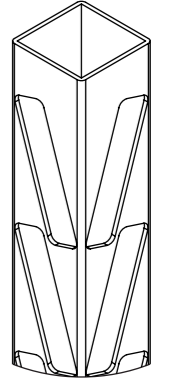
UA1213
100mm x 3mm
Square Hollow



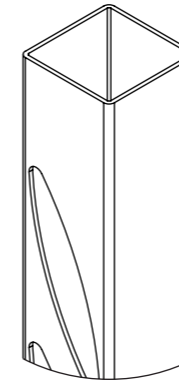
Aluminium Slotted Post
Angled 4mm
Overlap Single - 4040SS



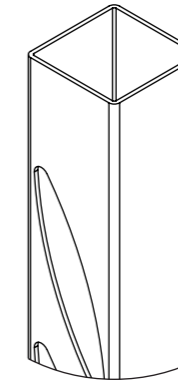
Aluminium Slotted Post
Angled 4mm
Overlap Double - 4040DS



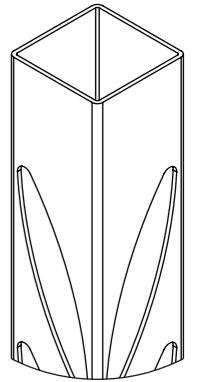
Aluminium Slotted Post
Angled 4mm
Overlap Corner - 4040CS



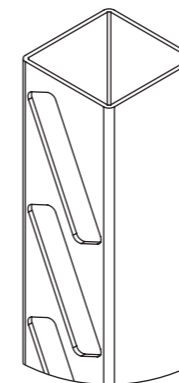
Aluminium Slotted Post
Angled 10mm
Overlap Single - 50100SL



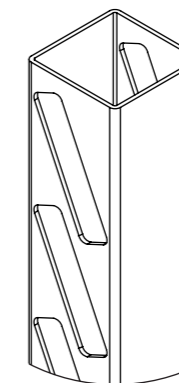
Aluminium Slotted Post
Angled 10mm
Overlap Double - 50100DL



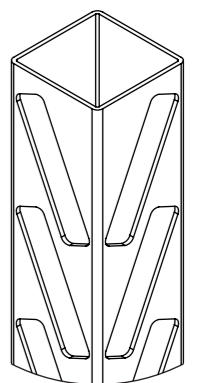
Aluminium Slotted Post
Angled 10mm
Overlap Corner - 50100CL



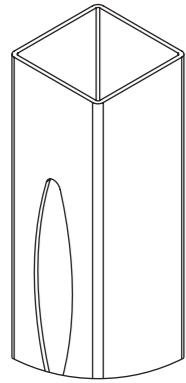
Aluminium Slotted Post
Angled 10mm
Overlap Single - 50100SS



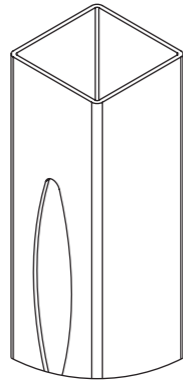
Aluminium Slotted Post
Angled 10mm
Overlap Double - 50100DS



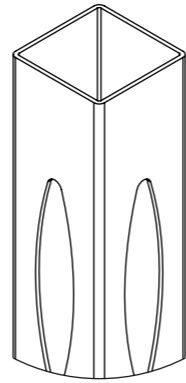
Aluminium Slotted Post
Angled 10mm
Overlap Corner - 50100CS



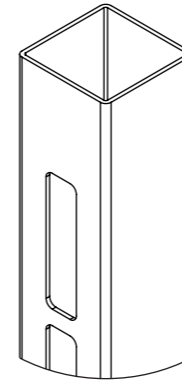
Aluminium Slotted Post
Straight 8mm
Gap Single - 508GSL



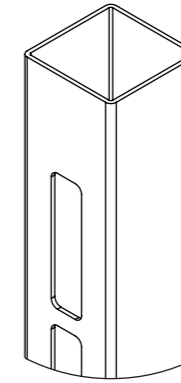
Aluminium Slotted Post
Straight 8mm
Gap Double - 508GDL



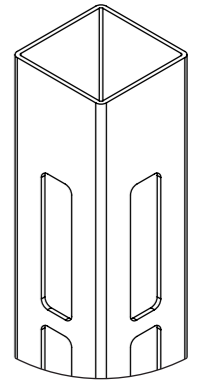
Aluminium Slotted Post
Straight 8mm
Gap Corner - 508GCL



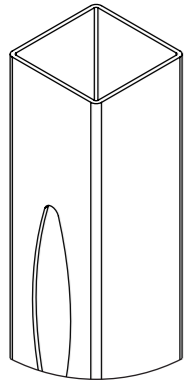
Aluminium Slotted Post
Straight 8mm
Gap Single - 508GSS



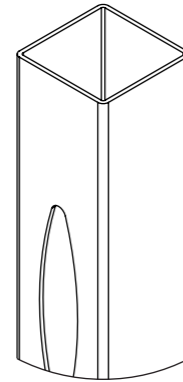
Aluminium Slotted Post
Straight 8mm
Gap Double - 508GDS



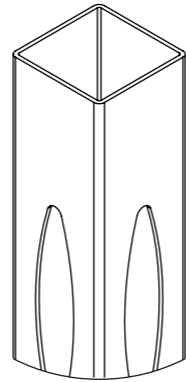
Aluminium Slotted Post
Straight 8mm
Gap Corner - 508GCS



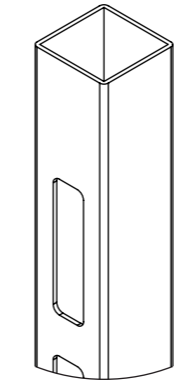
Aluminium Slotted Post
Straight 20mm
Gap Single - 5020GSL



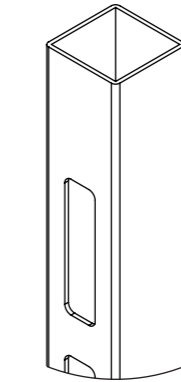
Aluminium Slotted Post
Straight 20mm
Gap Double - 5020GDL



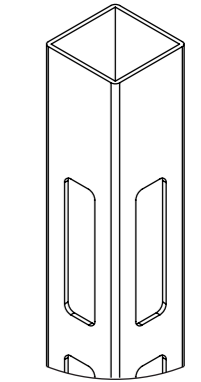
Aluminium Slotted Post
Straight 20mm
Gap Corner - 5020GCL



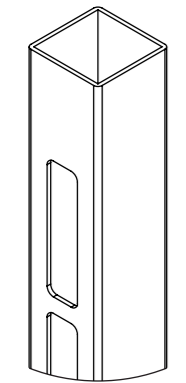
Aluminium Slotted Post
Straight 20mm
Gap Single - 4020GSS



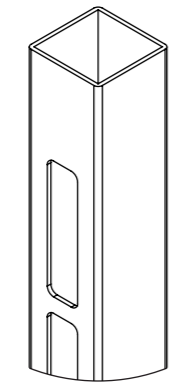
Aluminium Slotted Post
Straight 20mm
Gap Double - 4020GDS



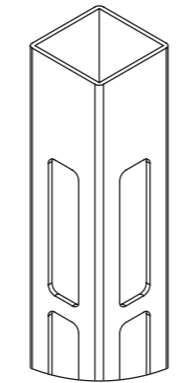
Aluminium Slotted Post
Straight 20mm
Gap Corner - 4020GCS



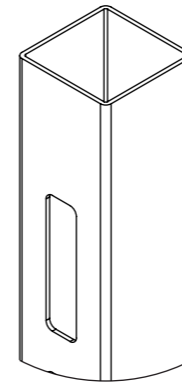
Aluminium Slotted Post
Straight 8mm
Gap Single - 408GSS



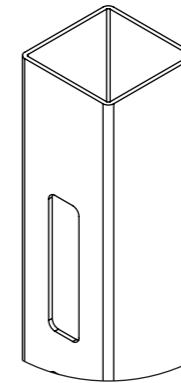
Aluminium Slotted Post
Straight 8mm
Gap Double - 408GDS



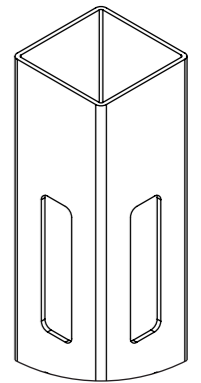
Aluminium Slotted Post
Straight 8mm
Gap Corner - 408GCS




Aluminium Slotted Post
Straight 20mm
Gap Single - 5020GSS



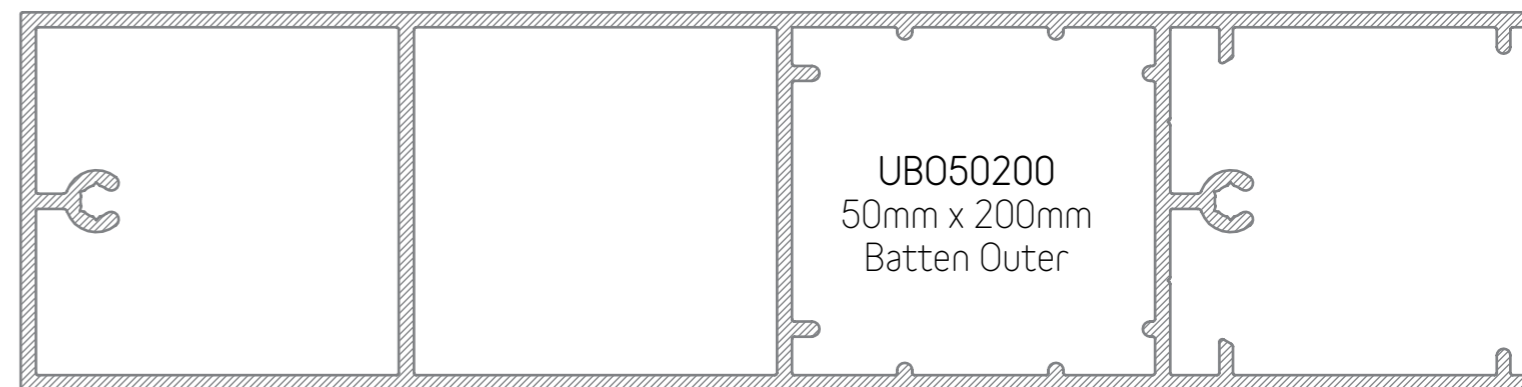
Aluminium Slotted Post
Straight 20mm
Gap Double - 5020GDS



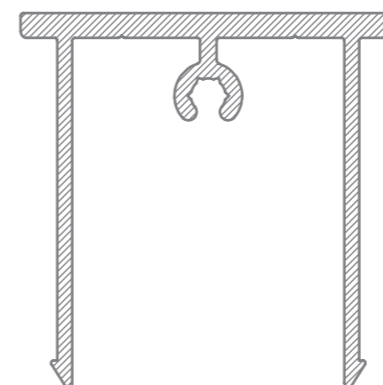
Aluminium Slotted Post
Straight 20mm
Gap Corner - 5020GCS



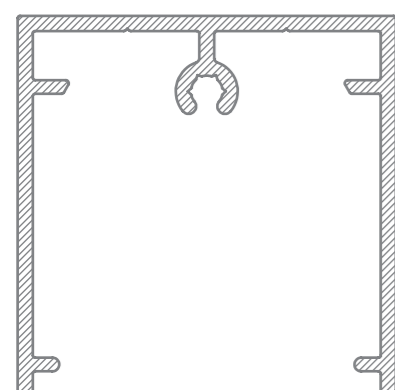
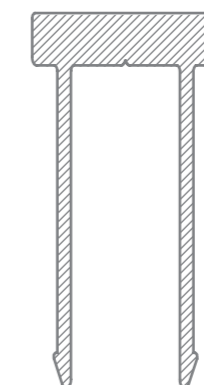
Scan here to view the Wintec Systems - Ultra Batten Brochure



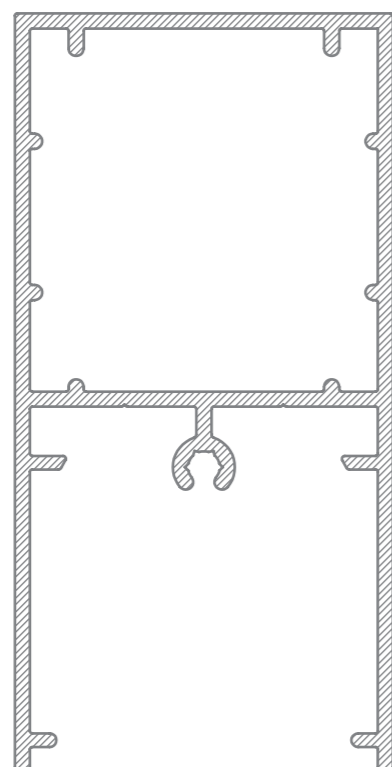
UBI5050
50mm x 50mm
Batten Inner



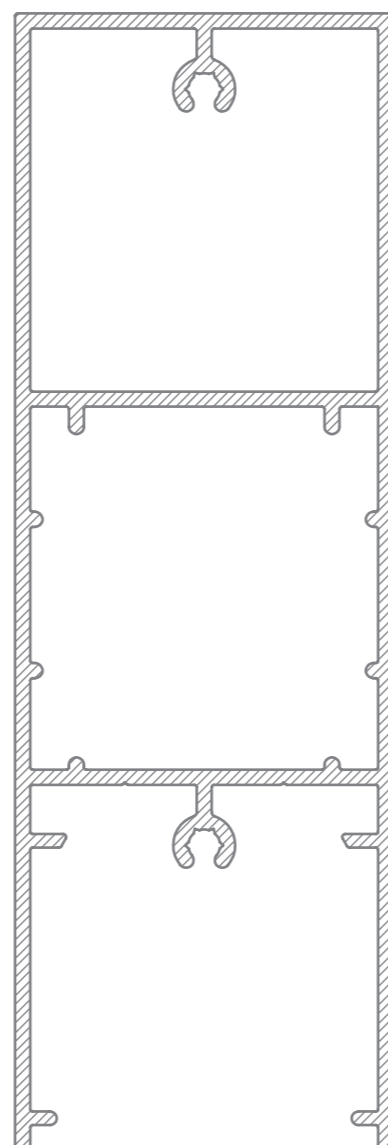
UBI2550
25mm x 50mm
Batten Inner



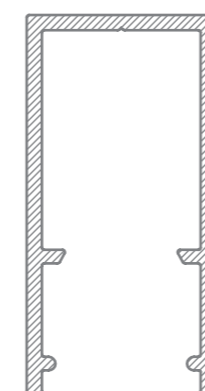
UB05050
50mm x 50mm
Batten Outer



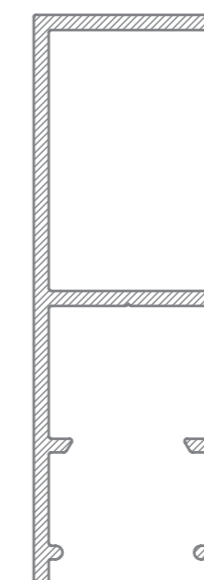
UB050100
50mm x 100mm
Batten Outer



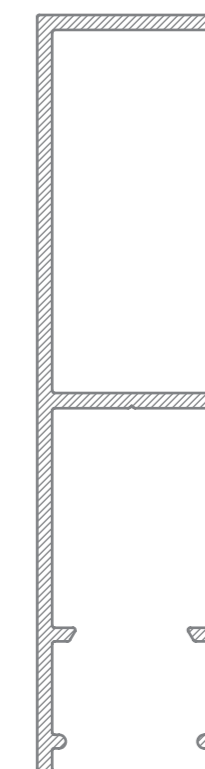
UB050150
50mm x 150mm
Batten Outer



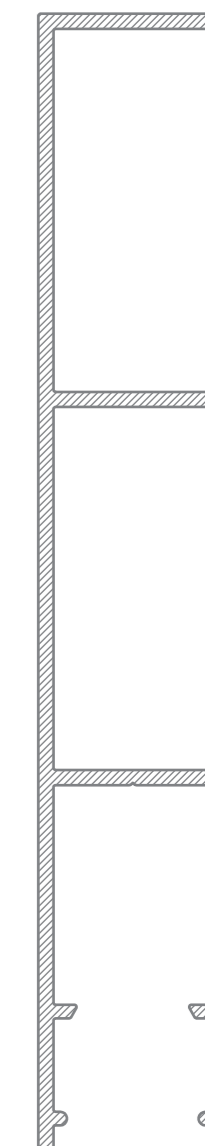
UB02550
25mm x 50mm
Batten Outer



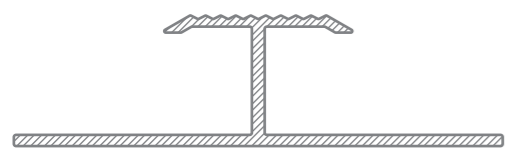
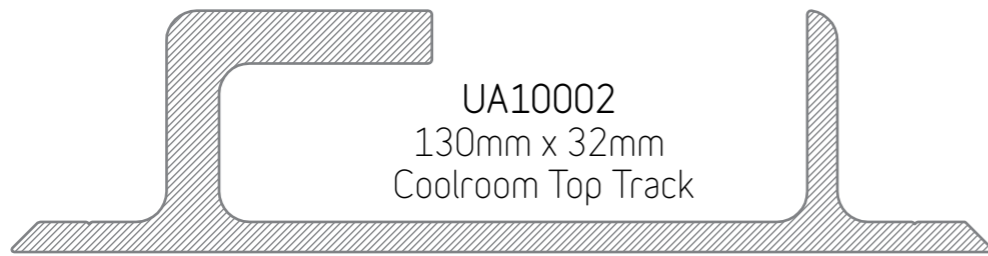
UB02575
25mm x 75mm
Batten Outer




UB025100
25mm x 100mm
Batten Outer




UB025150
25mm x 150mm
Batten Outer




UA1468
65mm x 18mm
12mm Serrated Jointer



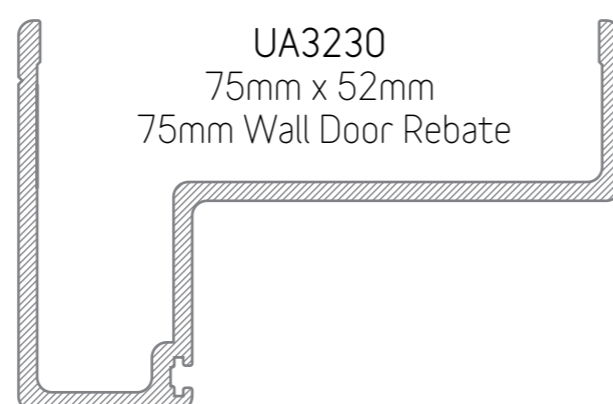
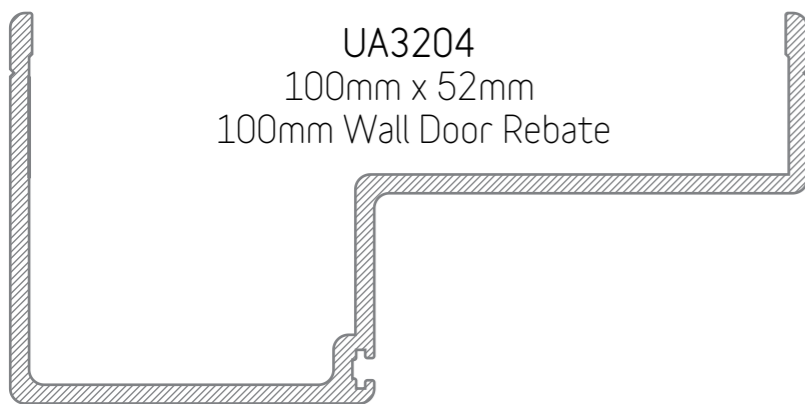
UA1454
16mm
3mm External

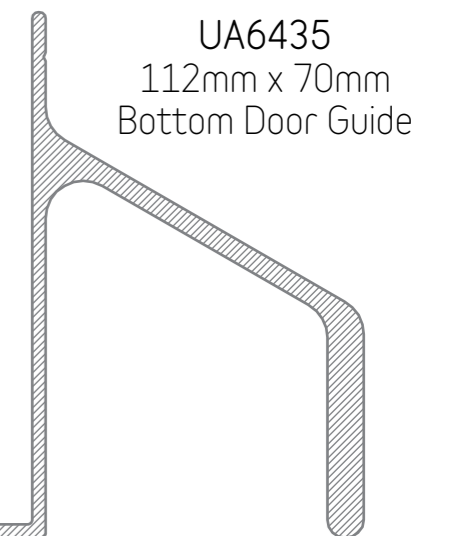
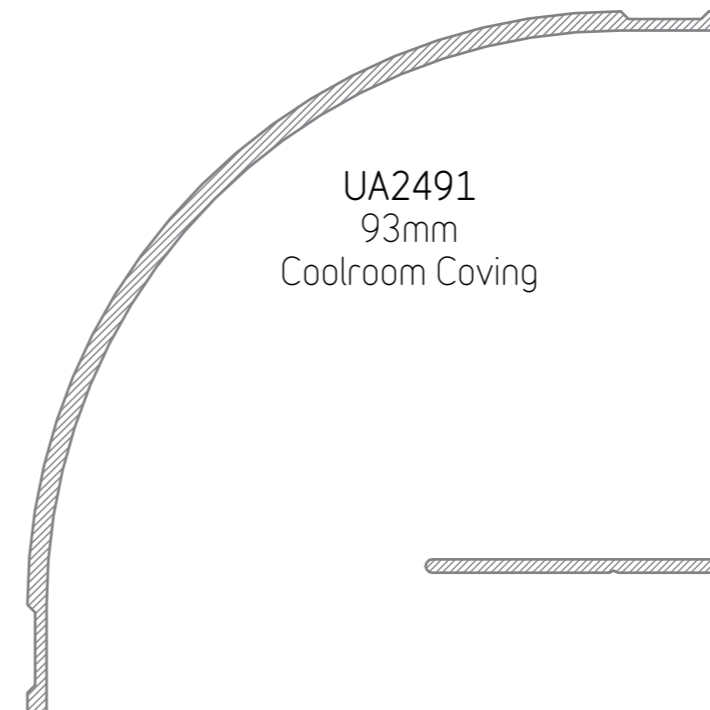
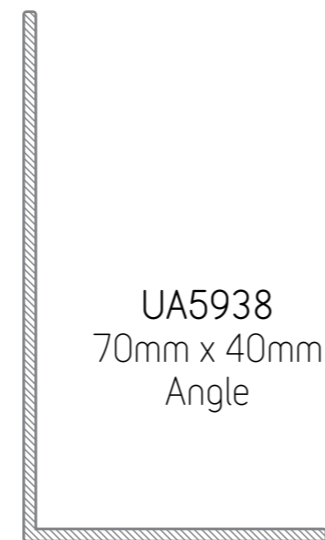
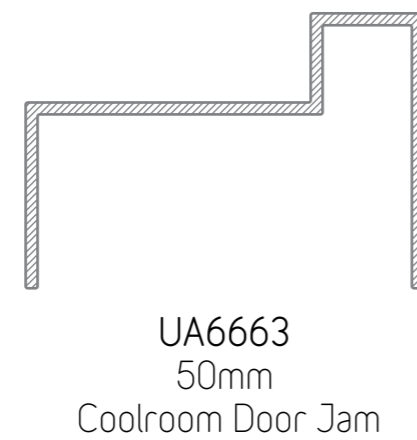
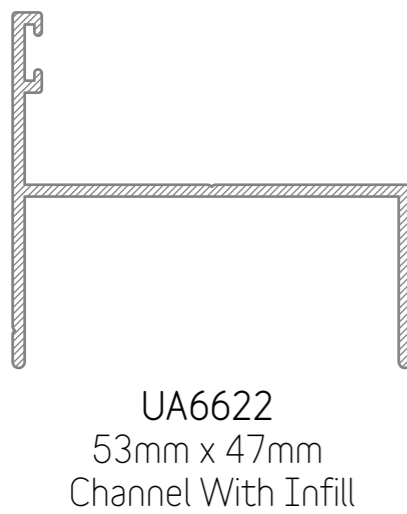
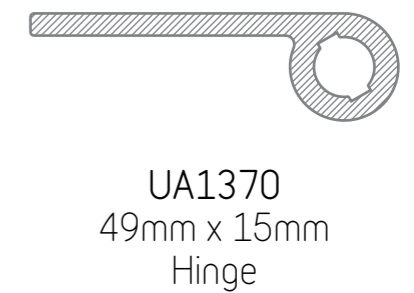
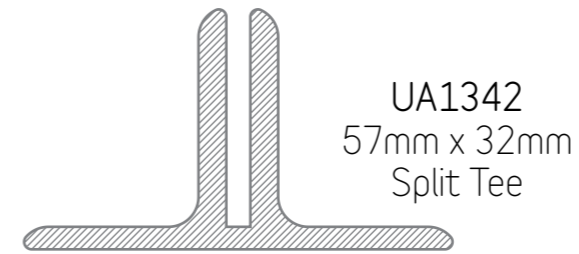
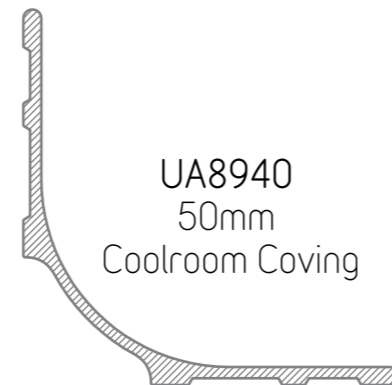

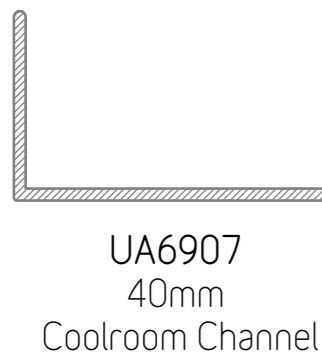
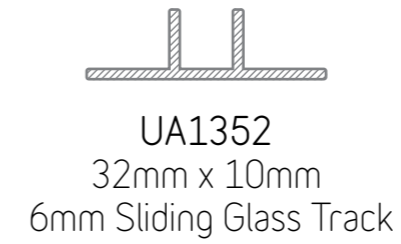
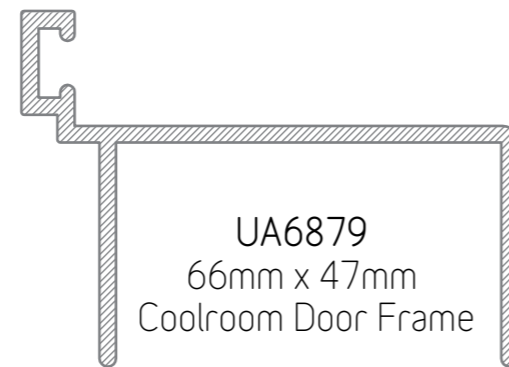
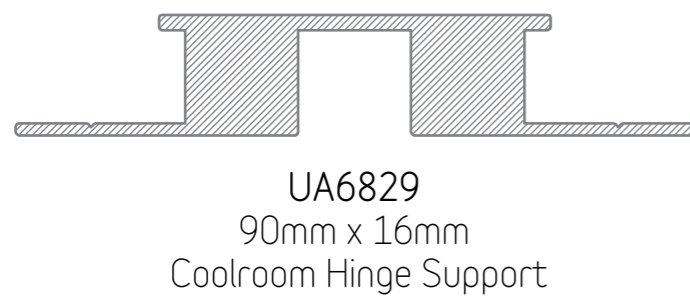
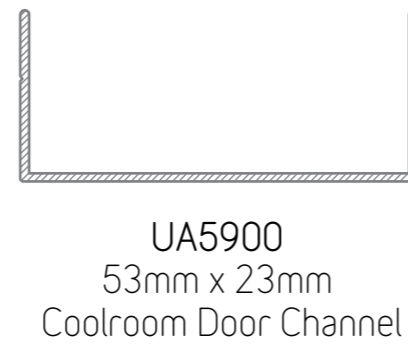


UA1458
16mm
5mm External




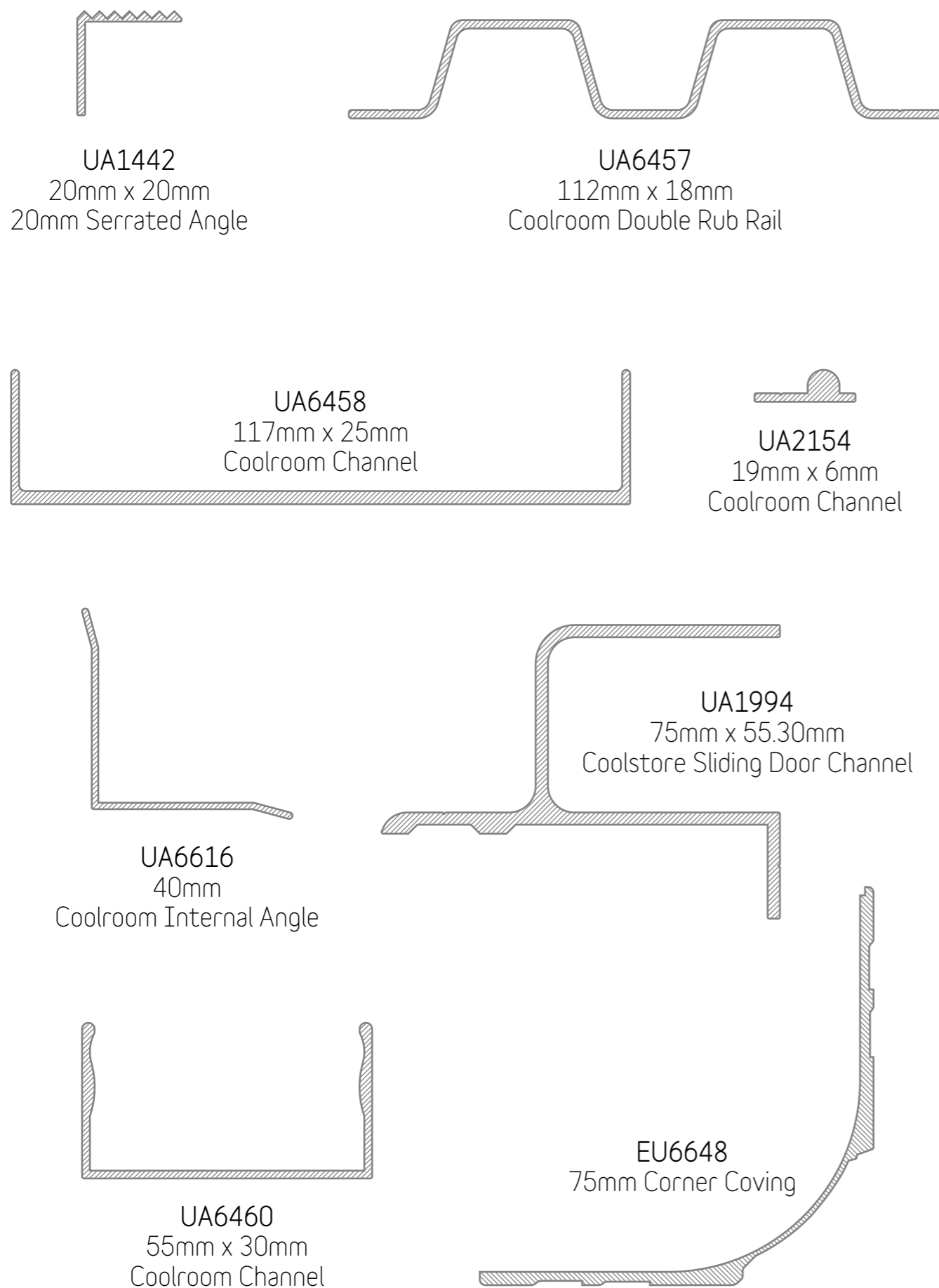

UA4413
30mm
13mm Jointer






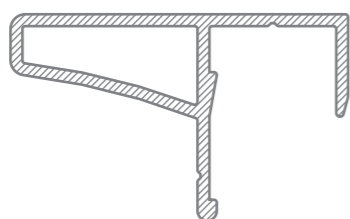
COOLROOM

WALL BOARDS

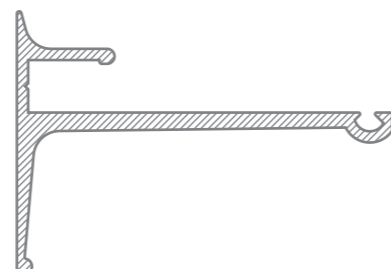




UA1351
17mm x 12mm
Curtain Track




UA6556
55.45mm x 45.50mm
Shelf Stiffener



UA1679
50mm x 35mm
Shelf Bracket (Glass)



UA1350
15mm x 12mm
Top Fix Curtain Track



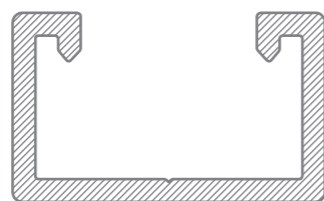
UA1353
23mm x 14mm
Sliding Glass Top Track



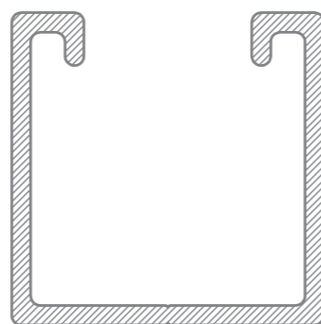
UA1354
23mm x 8mm
Sliding Glass Base Track



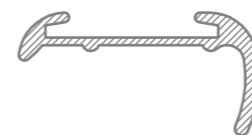
UN00320
28mm x 13.5mm
Slatwall



UA10134
41.30mm x 25mm
Strut Channel



UA8288
41.30mm x 41.30mm
Strut Channel



UA10622
31.75mm x 16.25mm
Caravan J Mould



UA1414
21.50mm x 12.50mm
"J" Drip Mould



ALCG2500
29.36mm x 5.92mm
Table Edge



ET2436
31.75mm x 4.94mm
Ticket Strip



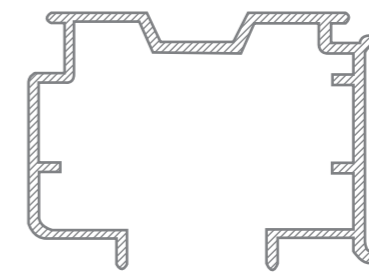
UA1413
24mm x 22mm
Heavy Bus Drip Mould



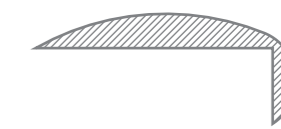
UA1347
22mm Ticket Section



UA2482
38.2mm Ticket Section



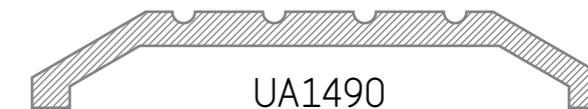
SP3160
47.5mm x 34mm
Vertical Blind Track




UA1499
34.43mm x 14.53mm
Cope Mould



UA1500
23.8mm x 8.26mm
Cope Mould



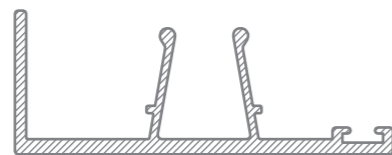
UA1490
76mm x 12.70mm
Threshold



Scan here to view the Wintec Systems - Harvey Commercial Glazing Fabrication Reference



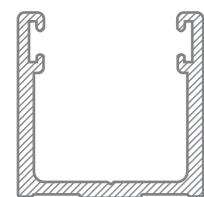
UA10279
50mm x 16.66mm
St Leonards Snap Cover



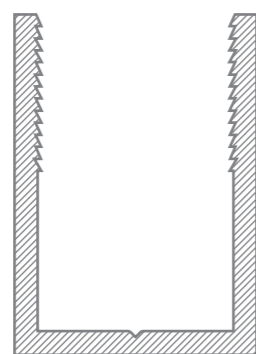
UA10280
50mm x 19mm
St Leonards Snap Infill



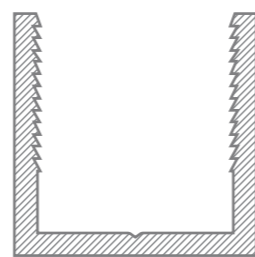
AS7706
50mm x 15mm
St Leonards Adaptor



ME10386
50mm x 16.66mm
Channel



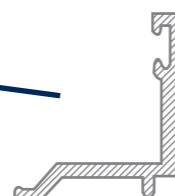
AS10383
45mm x 32mm
Deep Glazing Channel



AS10384
32mm x 32mm
Glazing Channel



AS10385
24.50mm x 24.50mm
Adaptor



AS7744
Bead



STAKE10085
Corner stake for AS100875



SP-D0030
Rubber for AS10085




AS10456
150mm Skirting



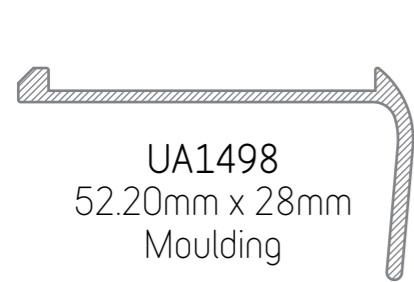
AS10085
101.6mm Skirting



UA4587
80mm Skirting



Scan here to view the Ullrich Aluminium - Z-Stair Brochure



UA1498
52.20mm x 28mm
Moulding



UA1574
37mm
Carpet Cope



UA1575
24.30mm x 3mm
Flooring Edge



UA1576
35.40mm x 4.50mm
Flooring Bar



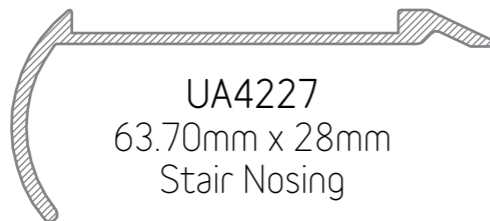
UA1577
51.20mm x 4.50mm
Flooring Bar



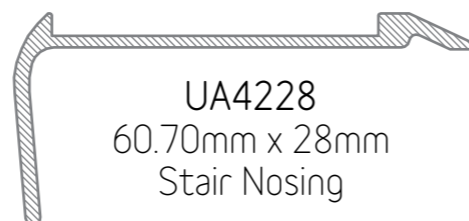
UA2197
70mm x 40mm
Stair Nosing



UA2323
20.50mm x 6.50mm
Formica Edging



UA4227
63.70mm x 28mm
Stair Nosing



UA4228
60.70mm x 28mm
Stair Nosing



UA4403
58mm x 15.30mm
Nosing



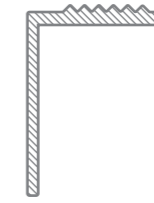
UA5672
24.50mm x 11.50mm
Tile Edge



UA5673
24.50mm x 11.15mm
Tile Bull Nose



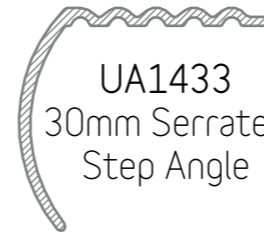
UA1439
25.50mm x 4mm
Carpet Bar



UA1435
25.50mm x 19mm
Serrated Angle



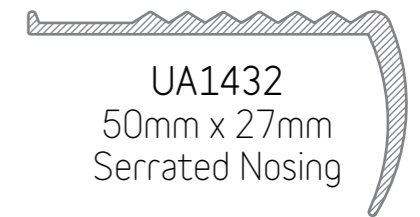
UA1491
25.40mm x 5.56mm
Moulding



UA1433
30mm Serrated
Step Angle



UA1434
35.50mm x 15mm
Light Serrated Nosing



UA1432
50mm x 27mm
Serrated Nosing



UA1436
57.50mm x 42mm
Castellated Nosing



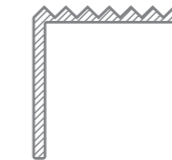
UA1437
26.50mm x 9mm
Carpet Edge



UA1441
18mm x 3mm
Serrated Flat



UA1440
38.40mm x 3mm
Castellated Flat



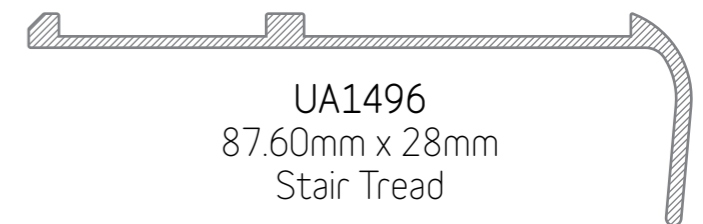
UA1442
20mm Serrated
Step Angle



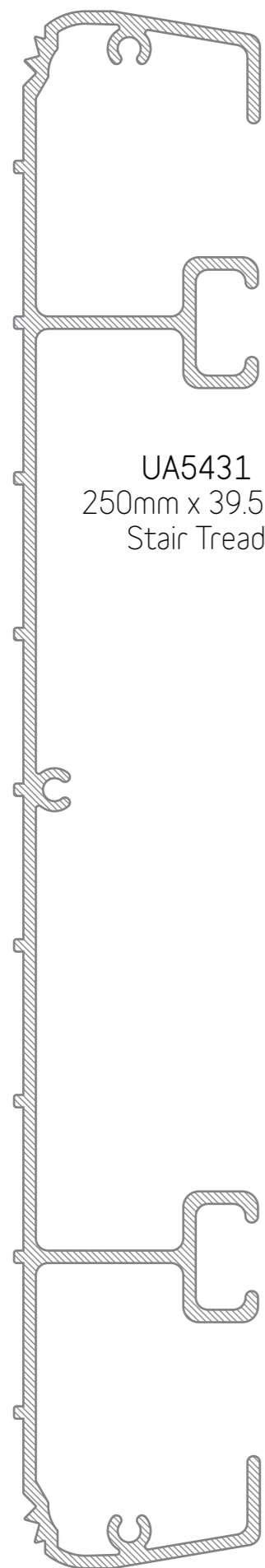
UA1495
87.60mm x 28mm
Stair Tread



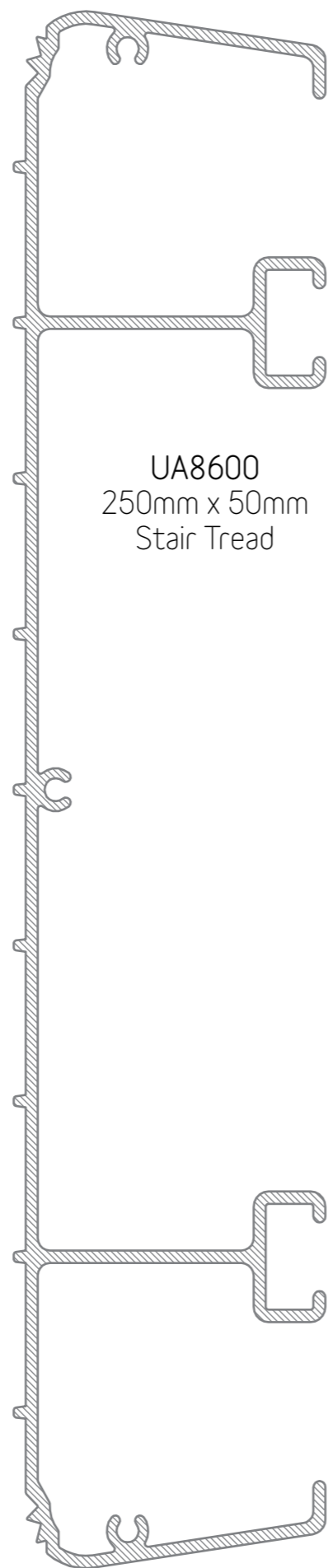
UA1497
55.20mm x 28mm
Stair Tread



UA1496
87.60mm x 28mm
Stair Tread




UA5431
250mm x 39.5mm
Stair Tread



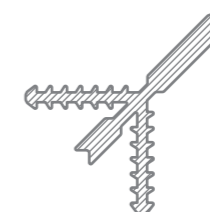
UA8600
250mm x 50mm
Stair Tread




Scan here to view the Ullrich Aluminium - MDF Board Joiners Brochure



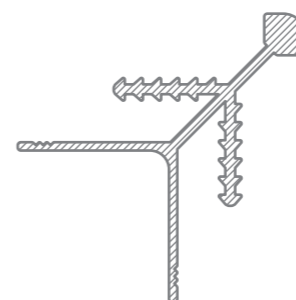
UMDF90DMT
90° Mitre Joiner



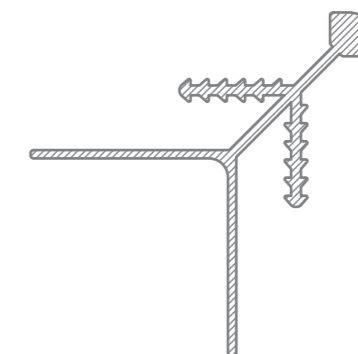
UMDF90DSN
90° Square Nose Joiner




UMDF180DSN
180° Square Nose Joiner



UMDF16BRD
Joiner for 16mm Board




UMDF18BRD
Joiner for 18mm Board



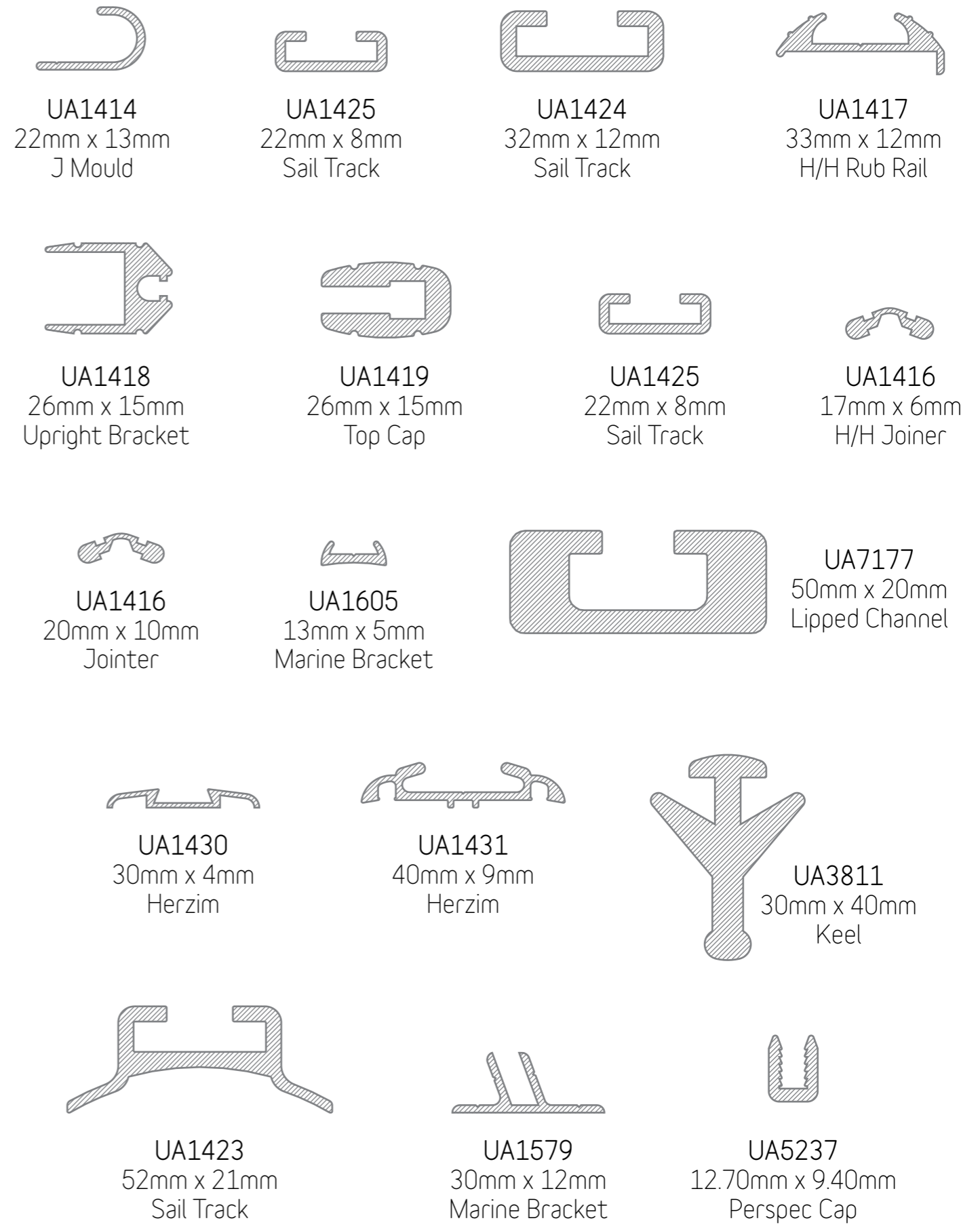
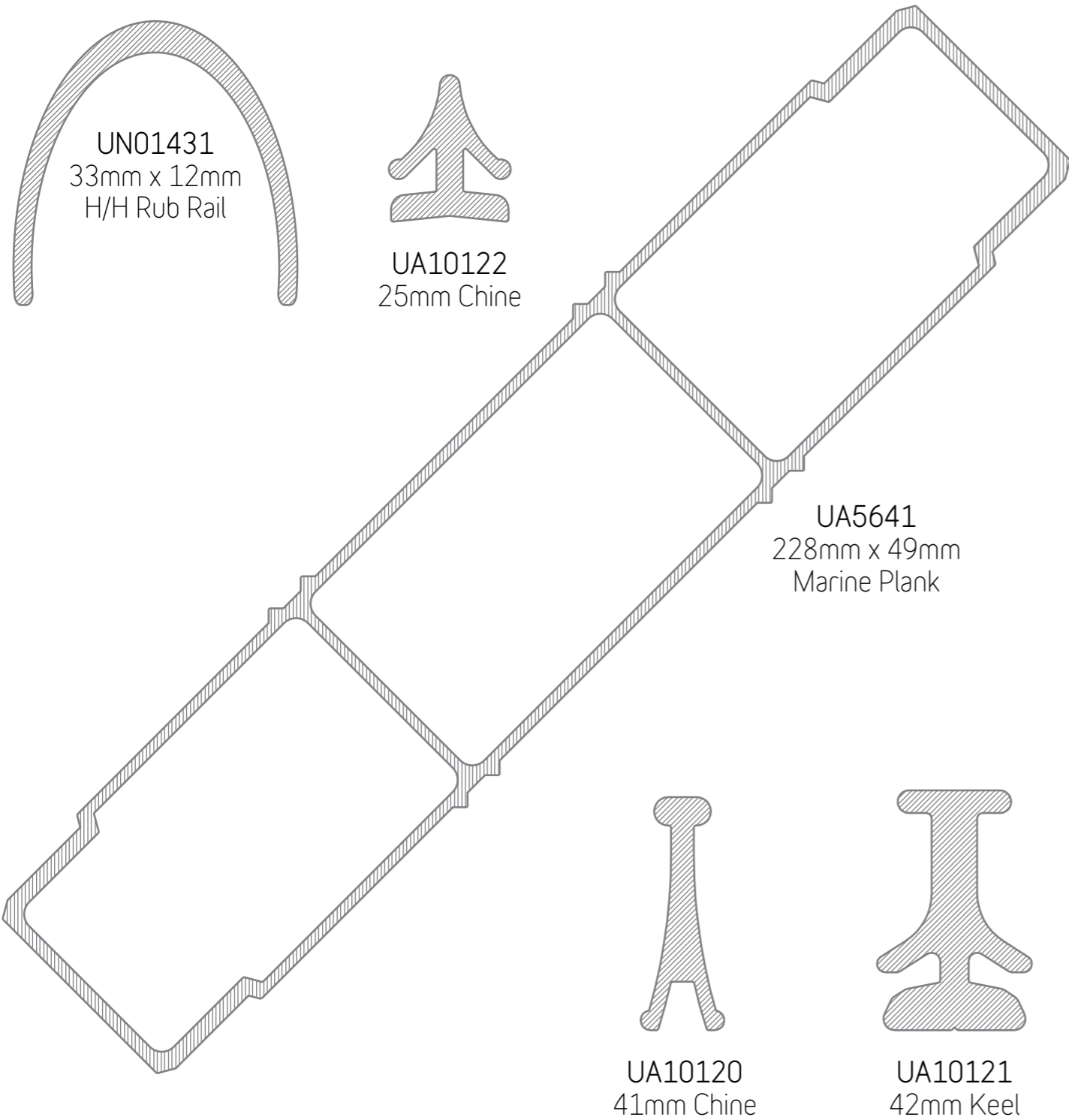
UMDF135DBN
135° Bull Nose Joiner

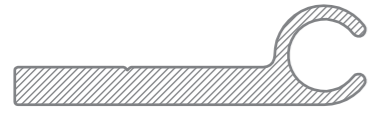


UMDF135DMT
135° Mitre Joiner

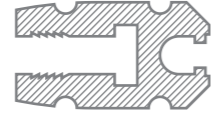


UMDF180DBN
180° Bull Nose Joiner





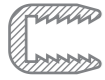
UA10247
46.70mm
Sail Track



UA1420
25.50mm x 14mm
H/H Pillar Cap



UA1421
22mm x 12mm
Perspex Sheet Cap



UA1422
12mm x 9mm
Fibreglass Cap



UA1427
30mm Serrated Herzim



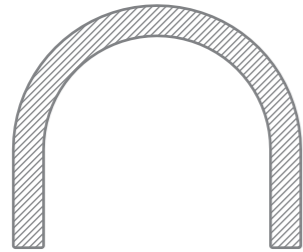
UA1428
40mm Herzim



UA1429
25mm Herzim



UA1606
13mm x 4.50mm
Lipped Herzim



UA1640
38mm x 32mm
Channel



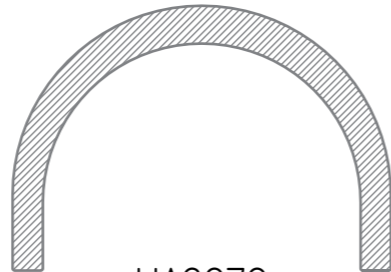
UA2687
47mm x 33mm
Gunnel



UA2785
22mm x 12mm
Boat Windscreen



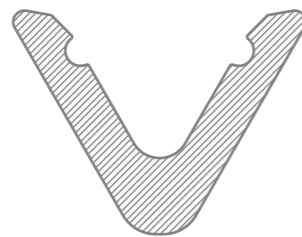
UA2972
76.20mm x 19mm
Boat Rigs



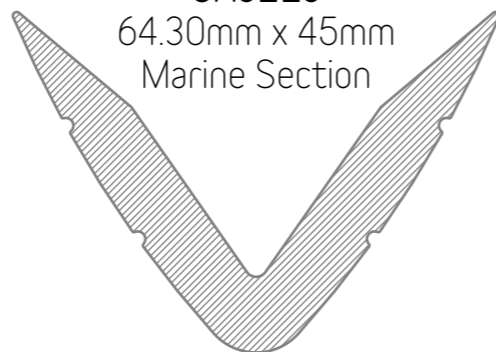
UA3079
50mm x 35mm
Channel



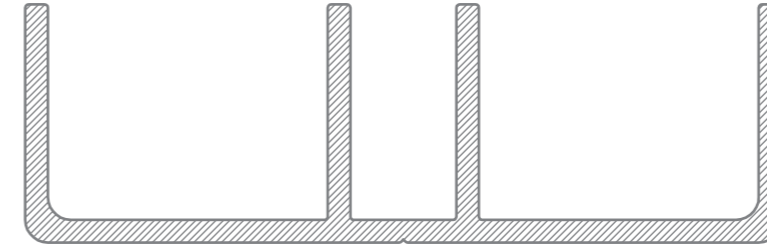
UA3147
65mm x 40mm
Gunnel Rail



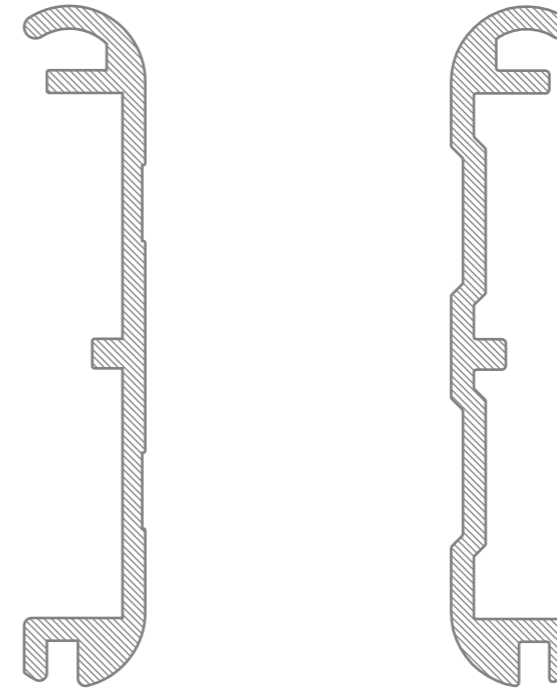
UA3212
38.70mm x 29.55mm
Keel



UA3213
64.30mm x 45mm
Marine Section



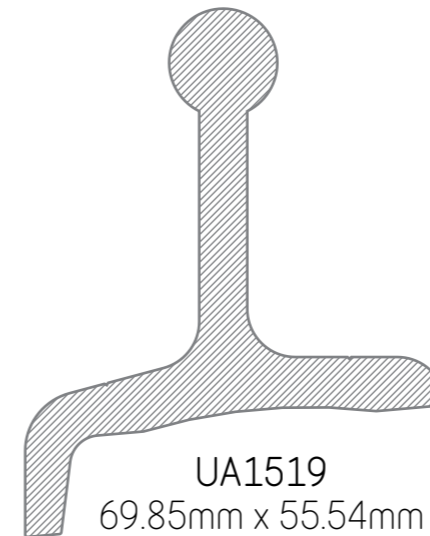
UA10127
100mm x 31.50mm
Double Channel Transom



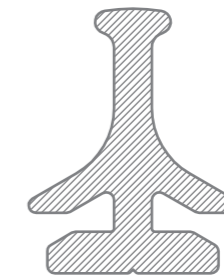
UA10458
188.80mm x 35mm
Floor Plank

UA2907
90.10mm x 16mm
Internal Boat Gunnel

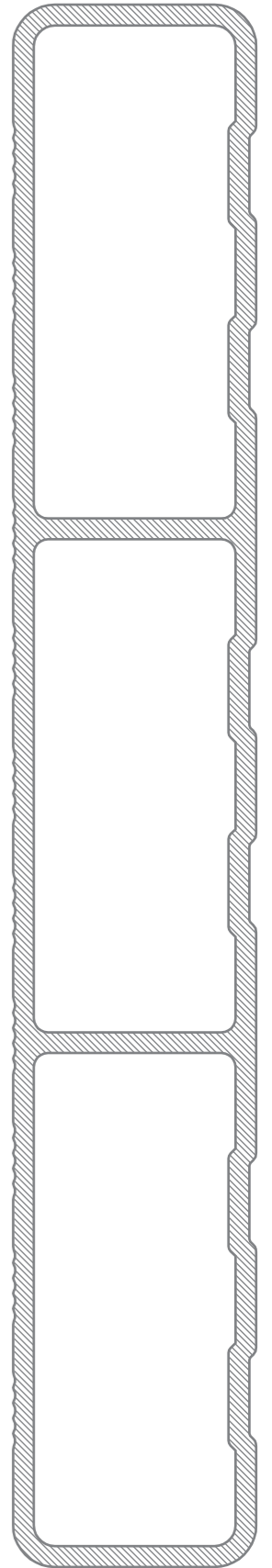
UA10124
89.87mm x 16mm
Coaming Fascia



UA1519
69.85mm x 55.54mm
Toe Rail

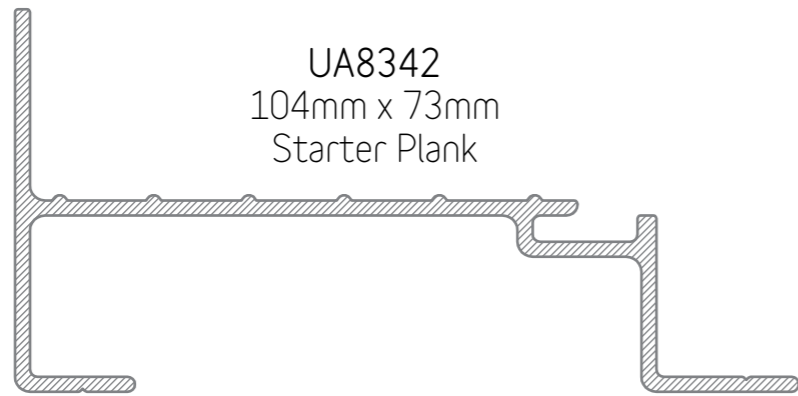


UA10123
27.55mm Keel

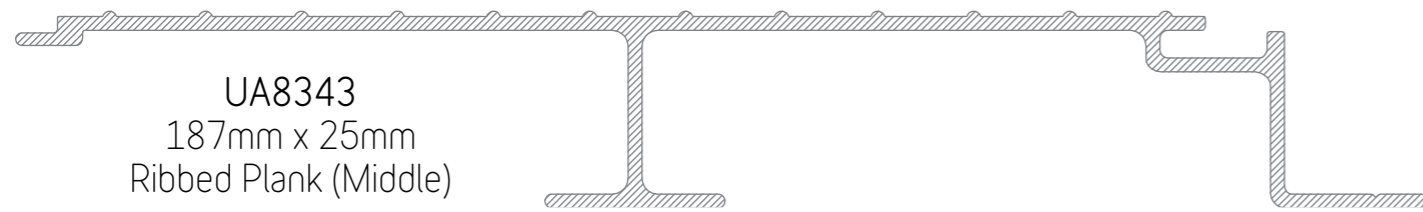




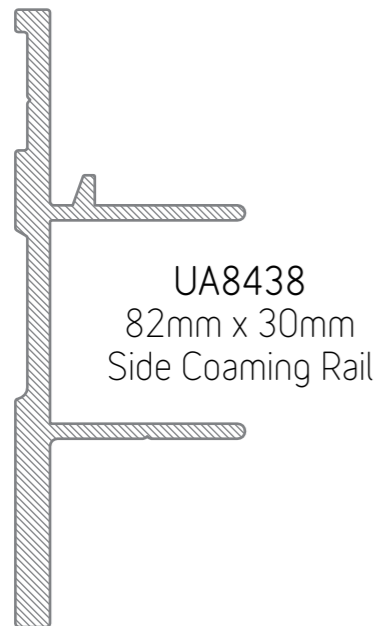
Scan here to view the Ullrich Aluminium - Ute Tray Brochure



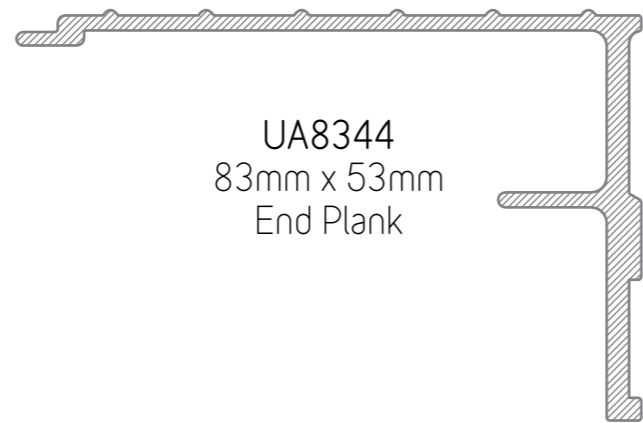
UA8342
104mm x 73mm
Starter Plank



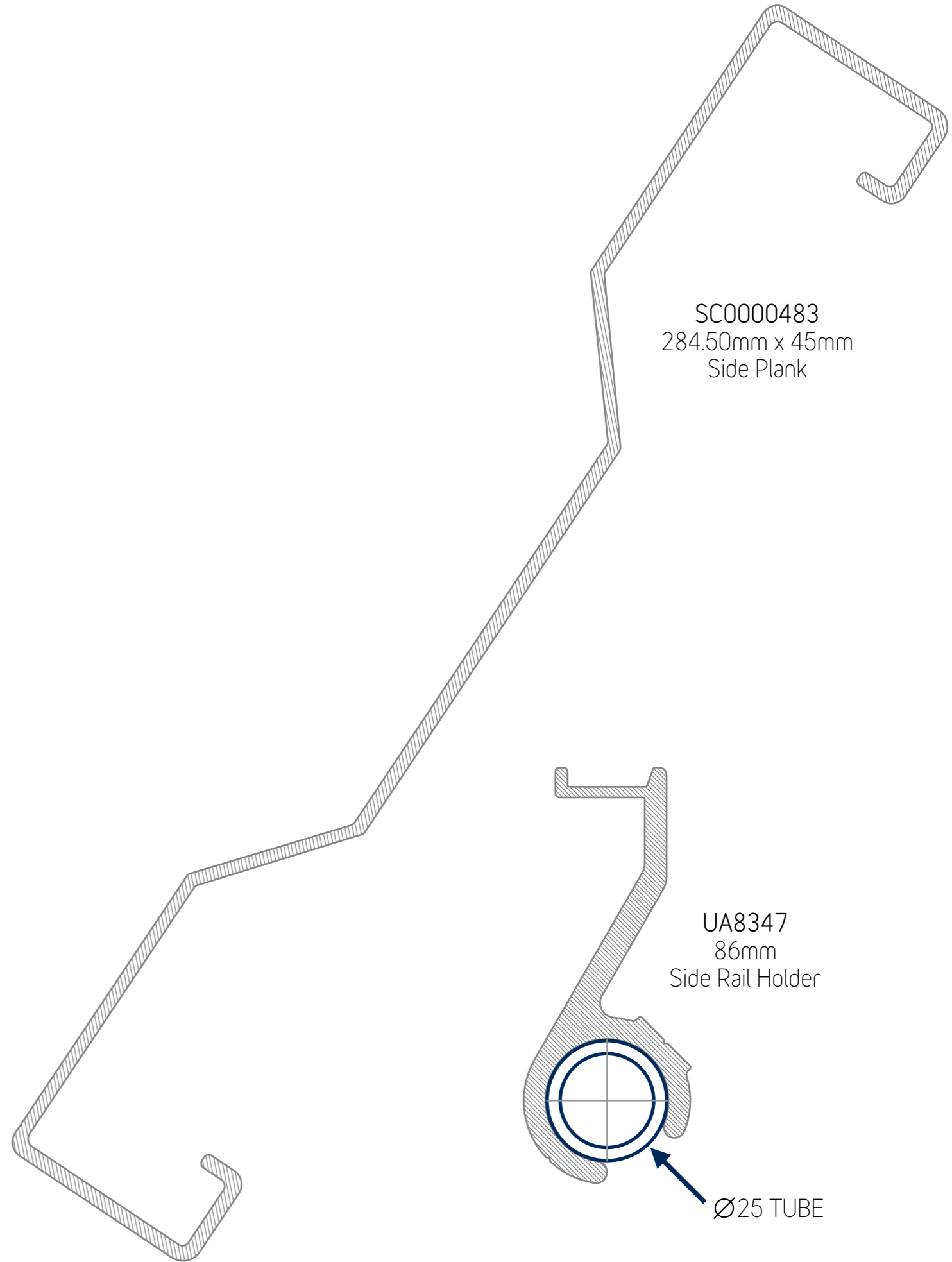
UA8343
187mm x 25mm
Ribbed Plank (Middle)



UA8438
82mm x 30mm
Side Coaming Rail



UA8344
83mm x 53mm
End Plank

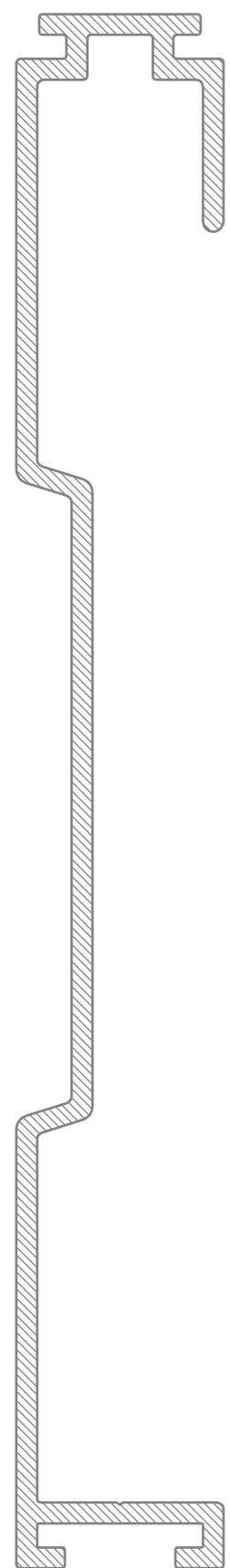


SC0000483
284.50mm x 45mm
Side Plank

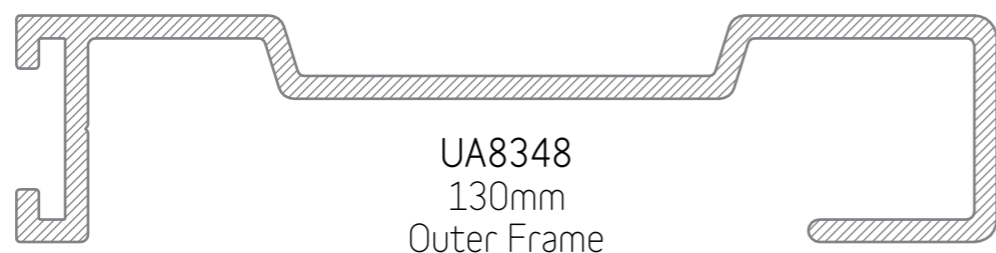
UA8347
86mm
Side Rail Holder

Ø25 TUBE

UTE TRAY



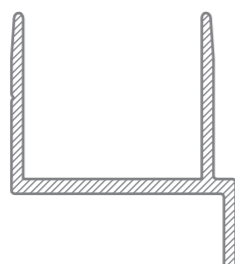
UA8346
225mm x 30mm
Outer Frame



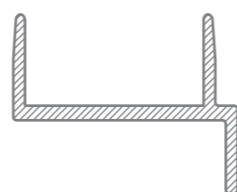
UA8348
130mm
Outer Frame



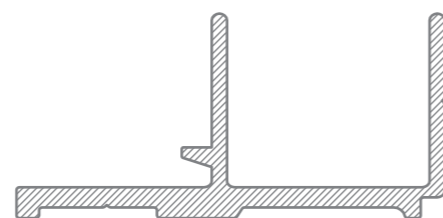
UA8349
30mm x 9mm
Outer Frame Cover



UA8383
30mm x 34mm
Outer Frame Cover



UA8350
30mm x 24mm
Outer Frame Cover

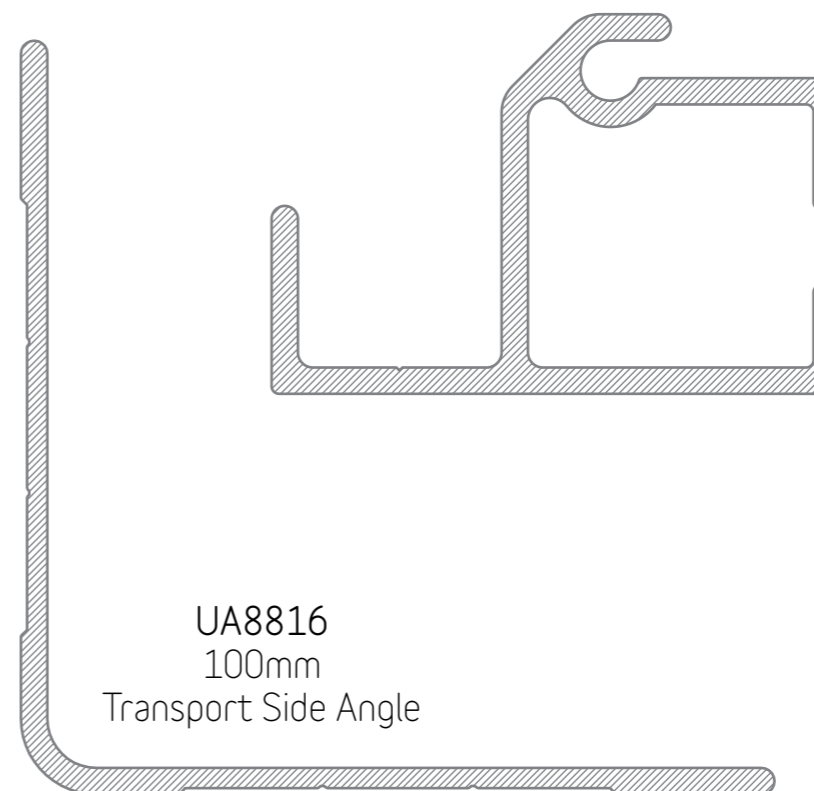


UA8345
30mm x 57mm
Side Coaming Rail

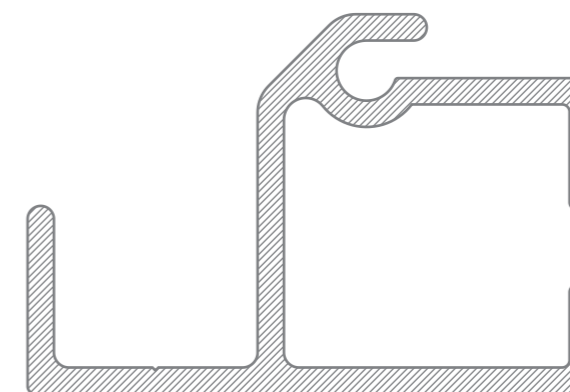
TRUCK DECK



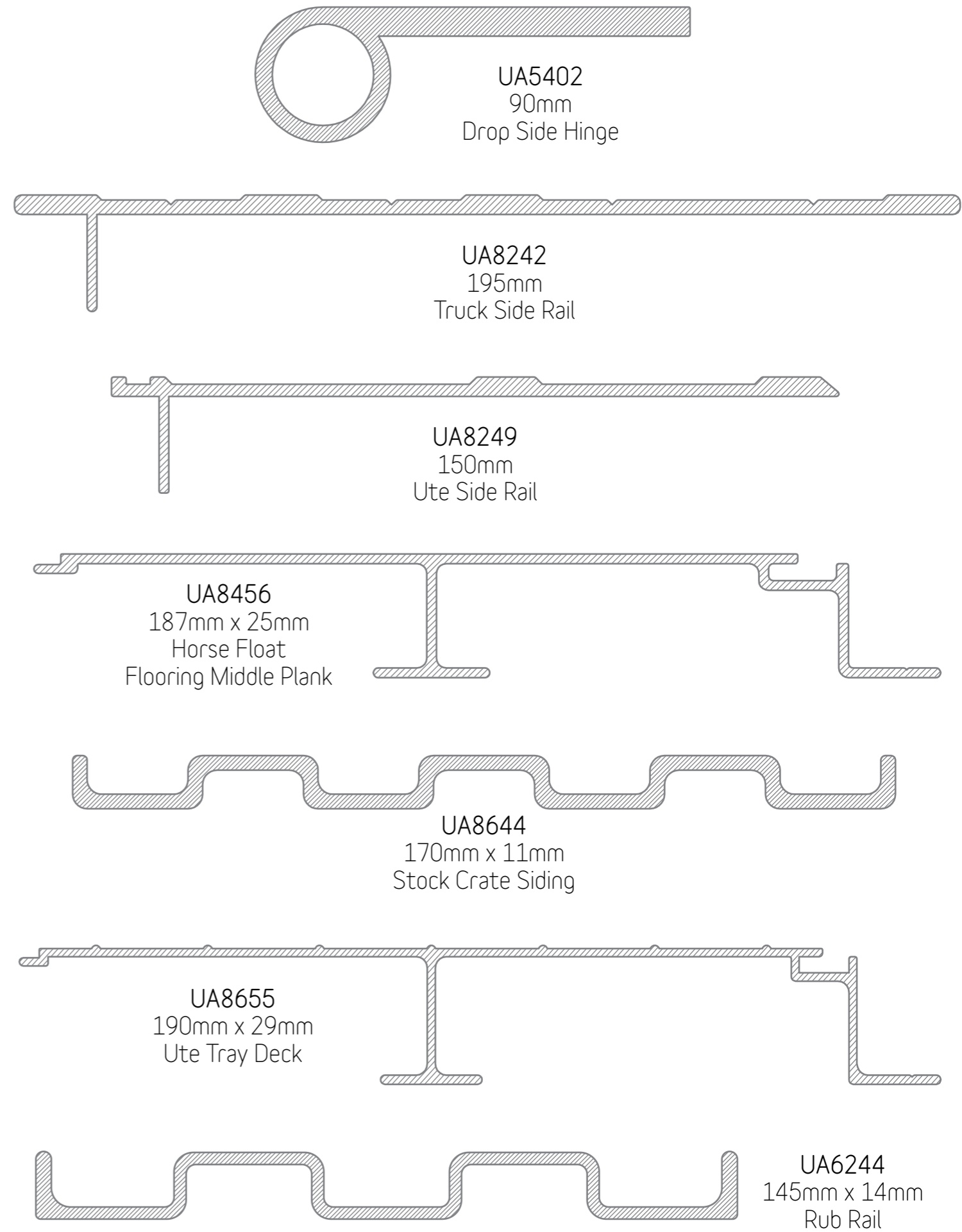
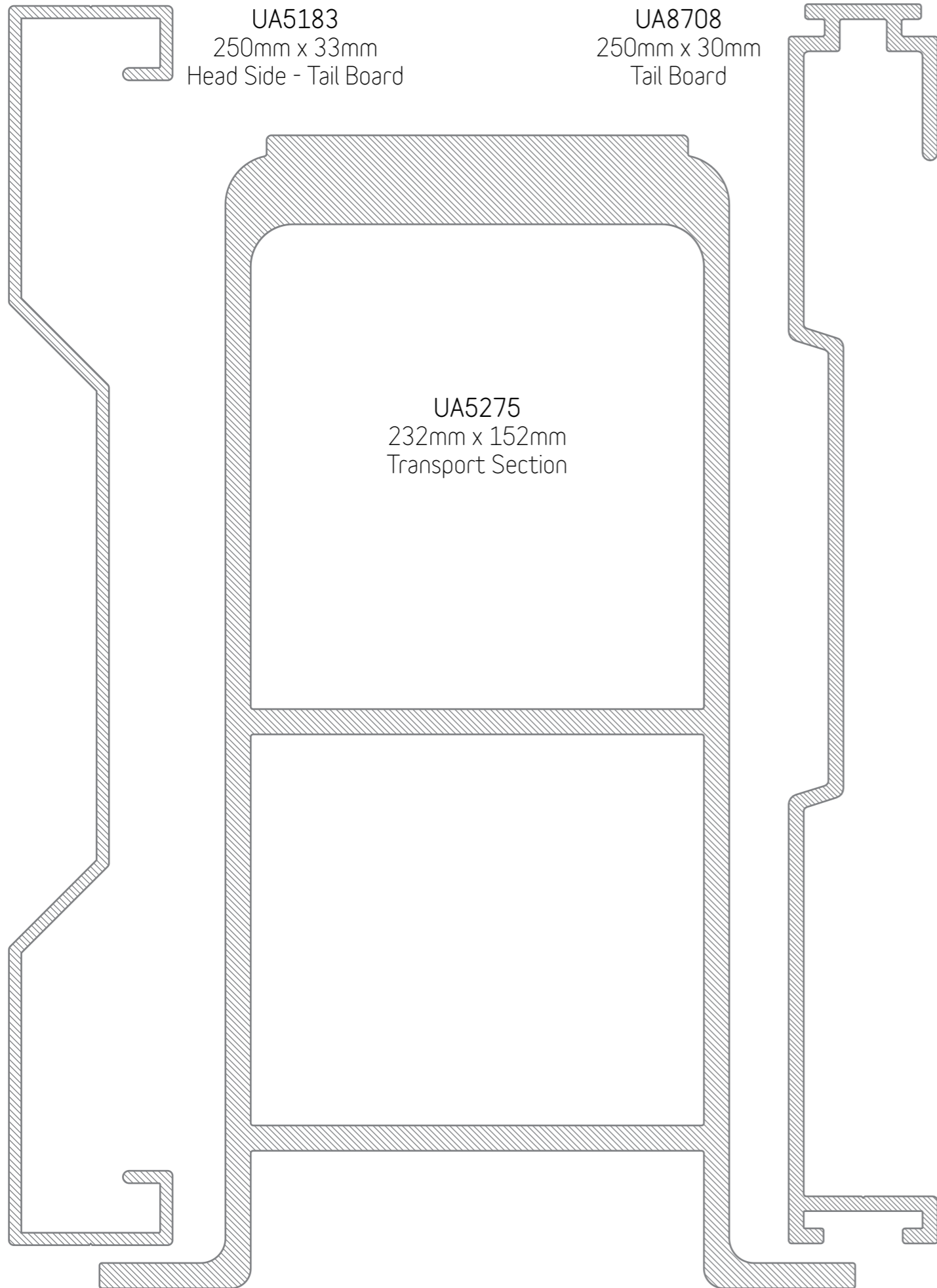
UA3493
130mm x 66mm
Truck Deck

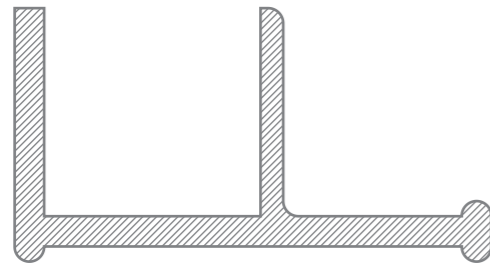


UA8816
100mm
Transport Side Angle



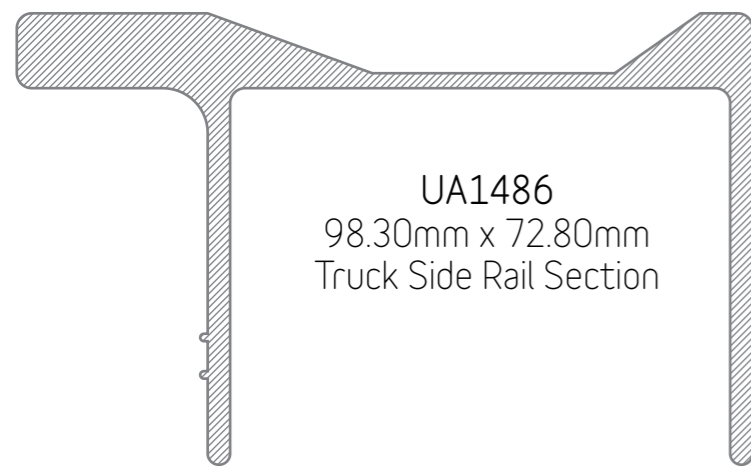
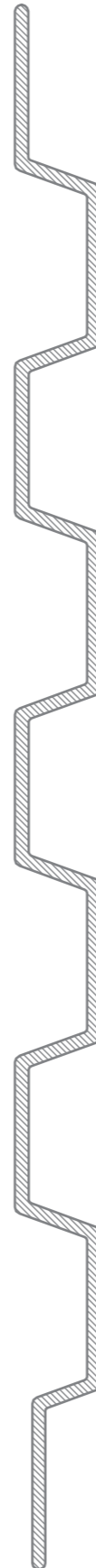
UA5250
75mm x 50mm
Truck Bobby Flap Runner



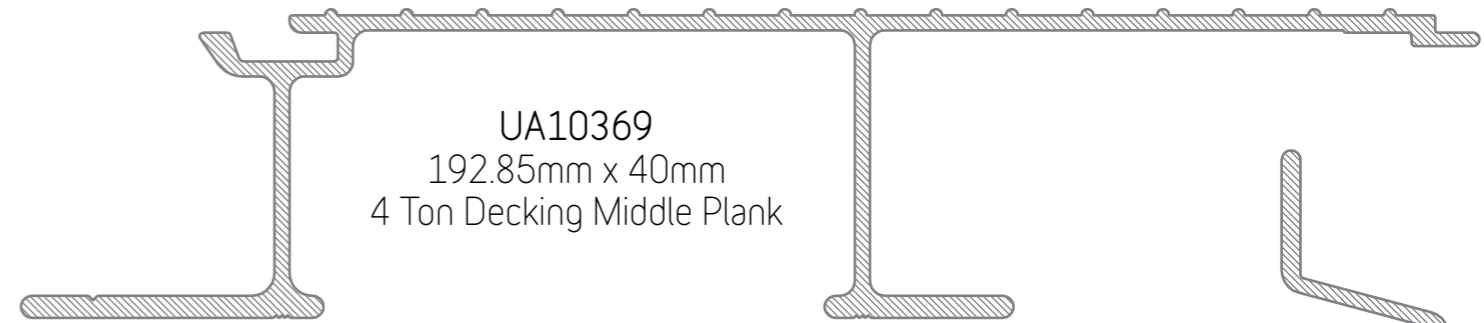


UA1398
63mm x 33.50mm
Easydek Side Rail

UA1403
229.5mm x 12.5mm
Deck Plank

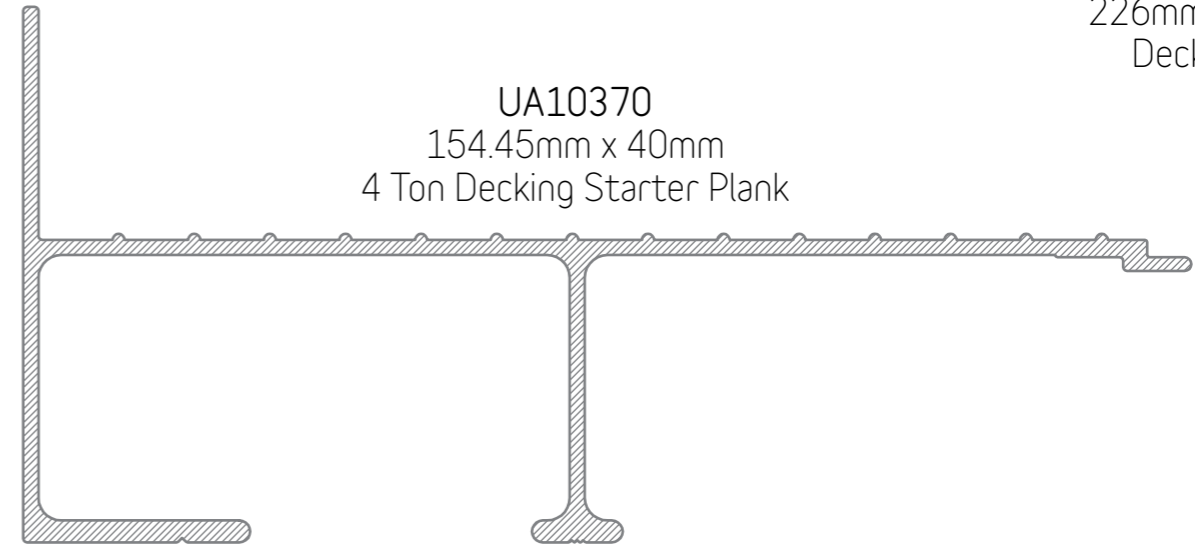
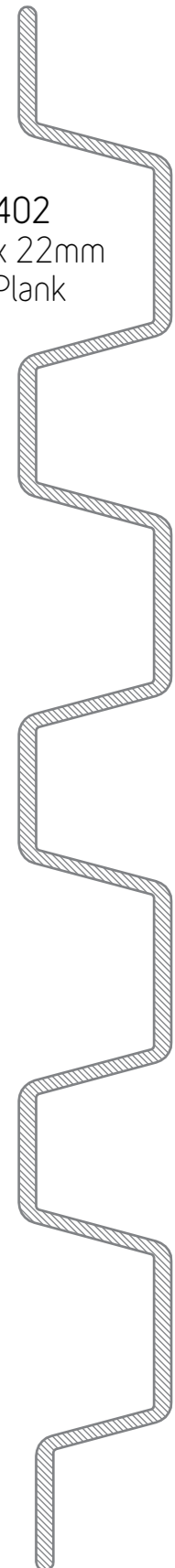


UA1486
98.30mm x 72.80mm
Truck Side Rail Section

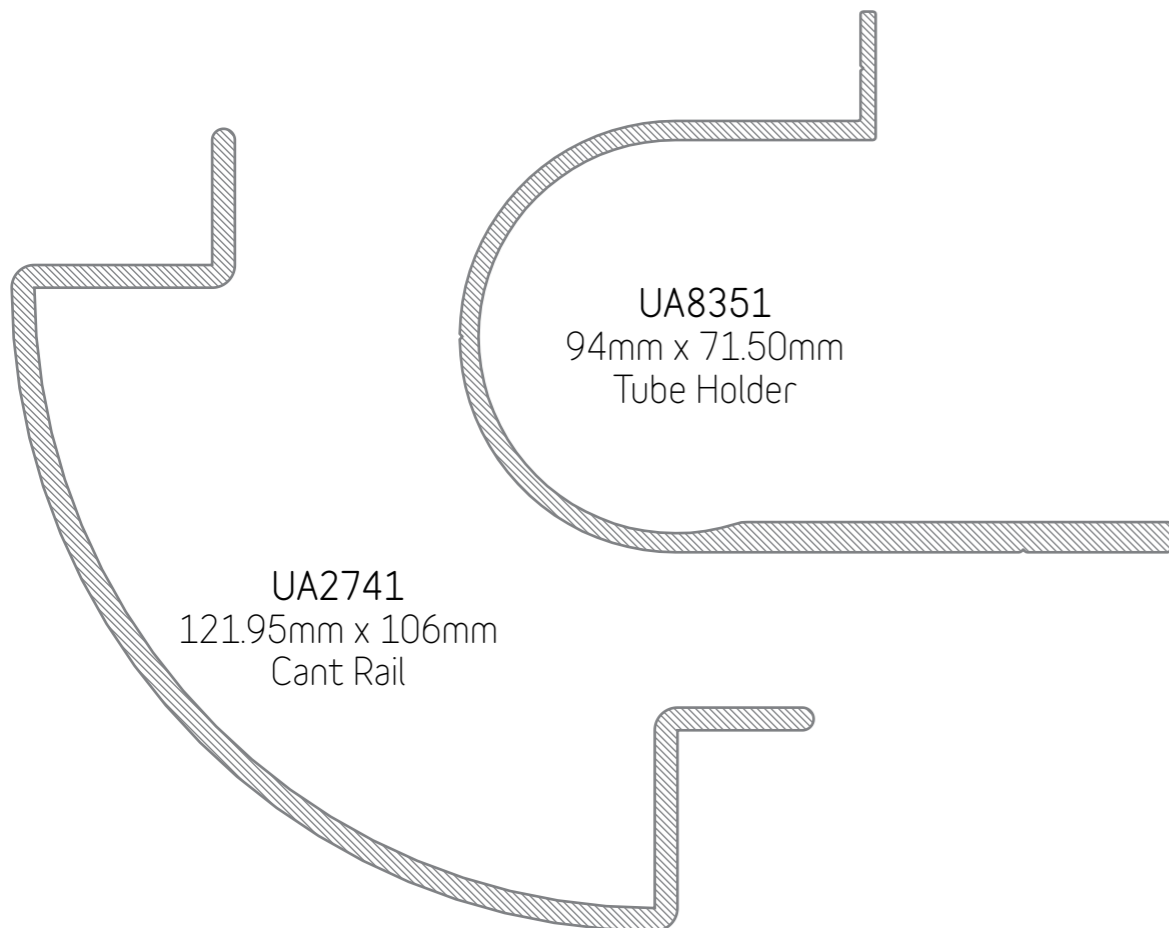


UA10369
192.85mm x 40mm
4 Ton Decking Middle Plank

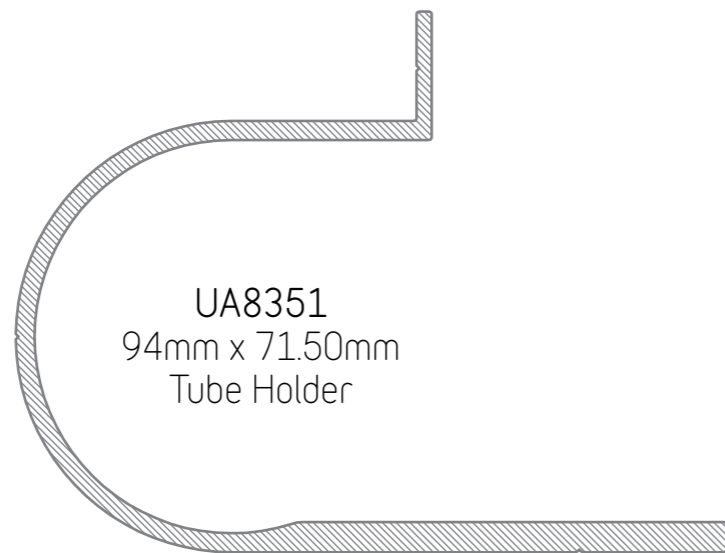
UA1402
226mm x 22mm
Deck Plank



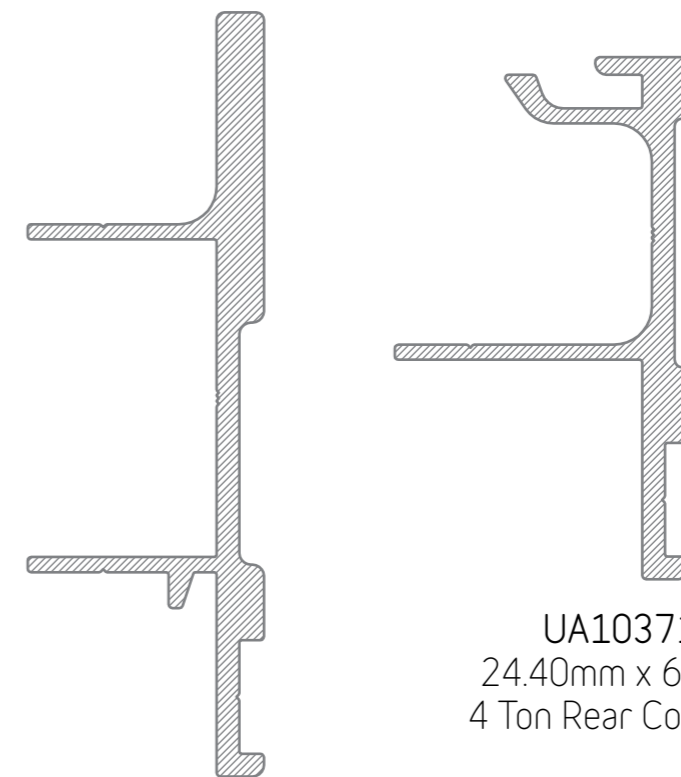
UA10370
154.45mm x 40mm
4 Ton Decking Starter Plank



UA2741
121.95mm x 106mm
Cant Rail

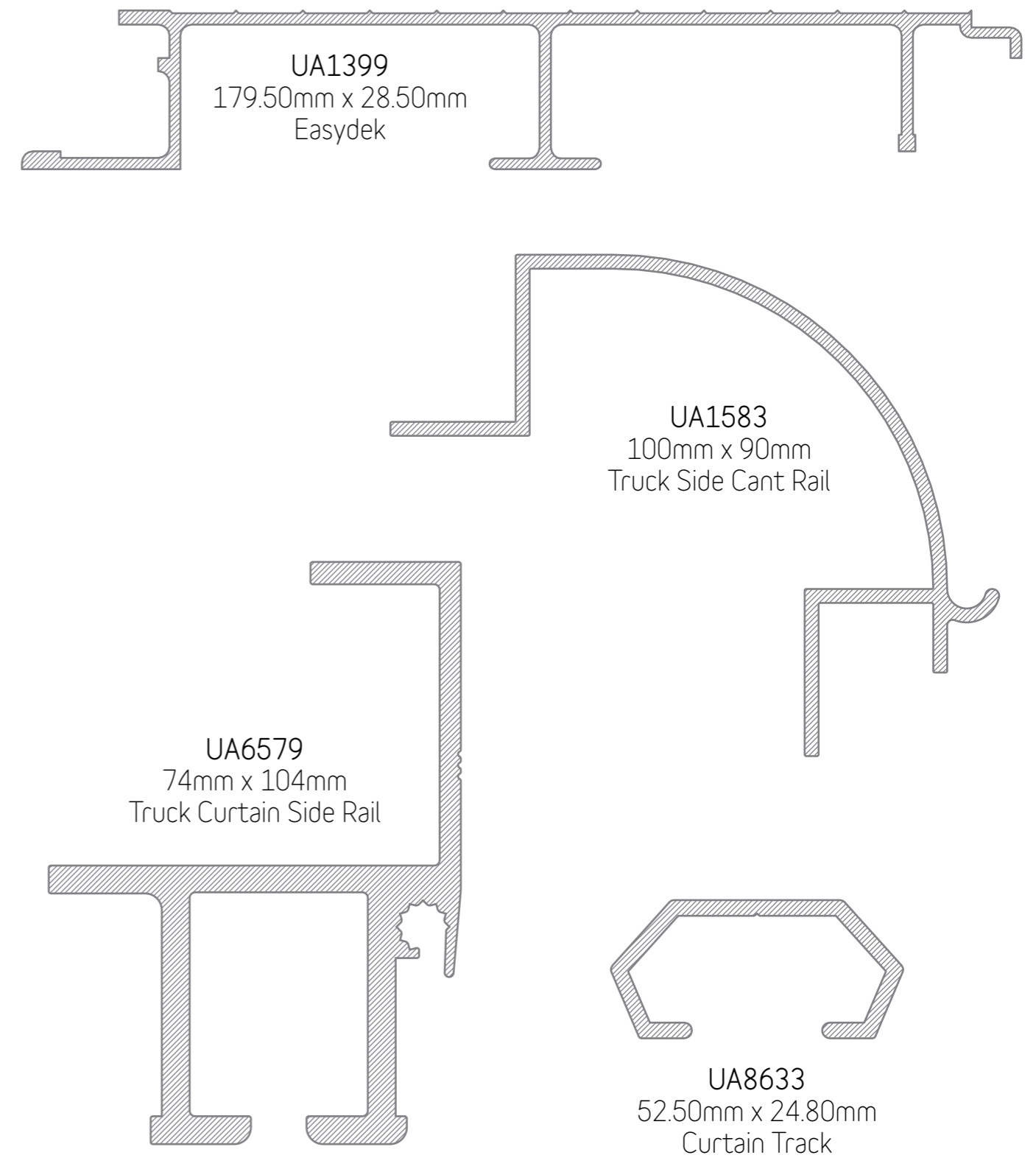
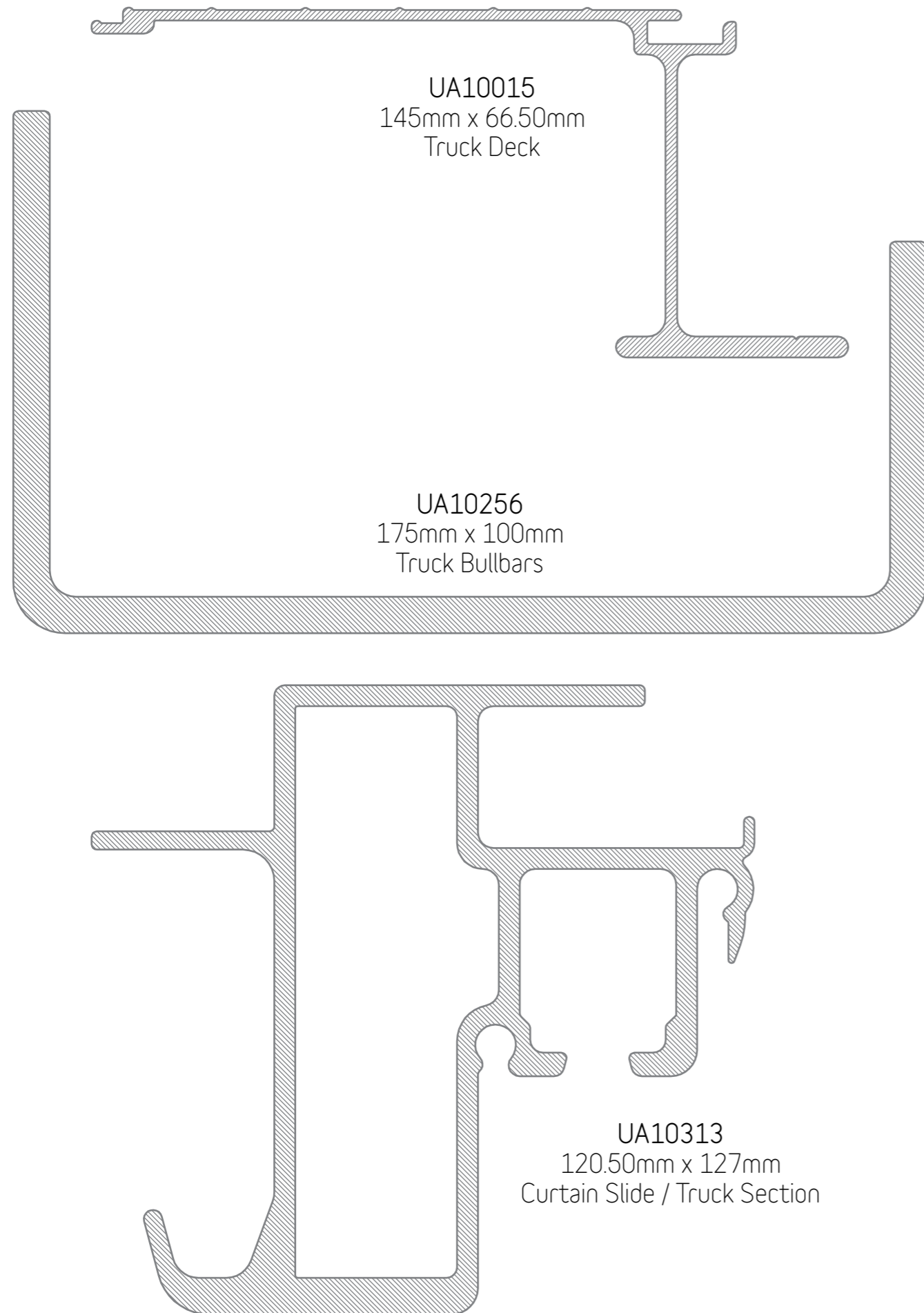


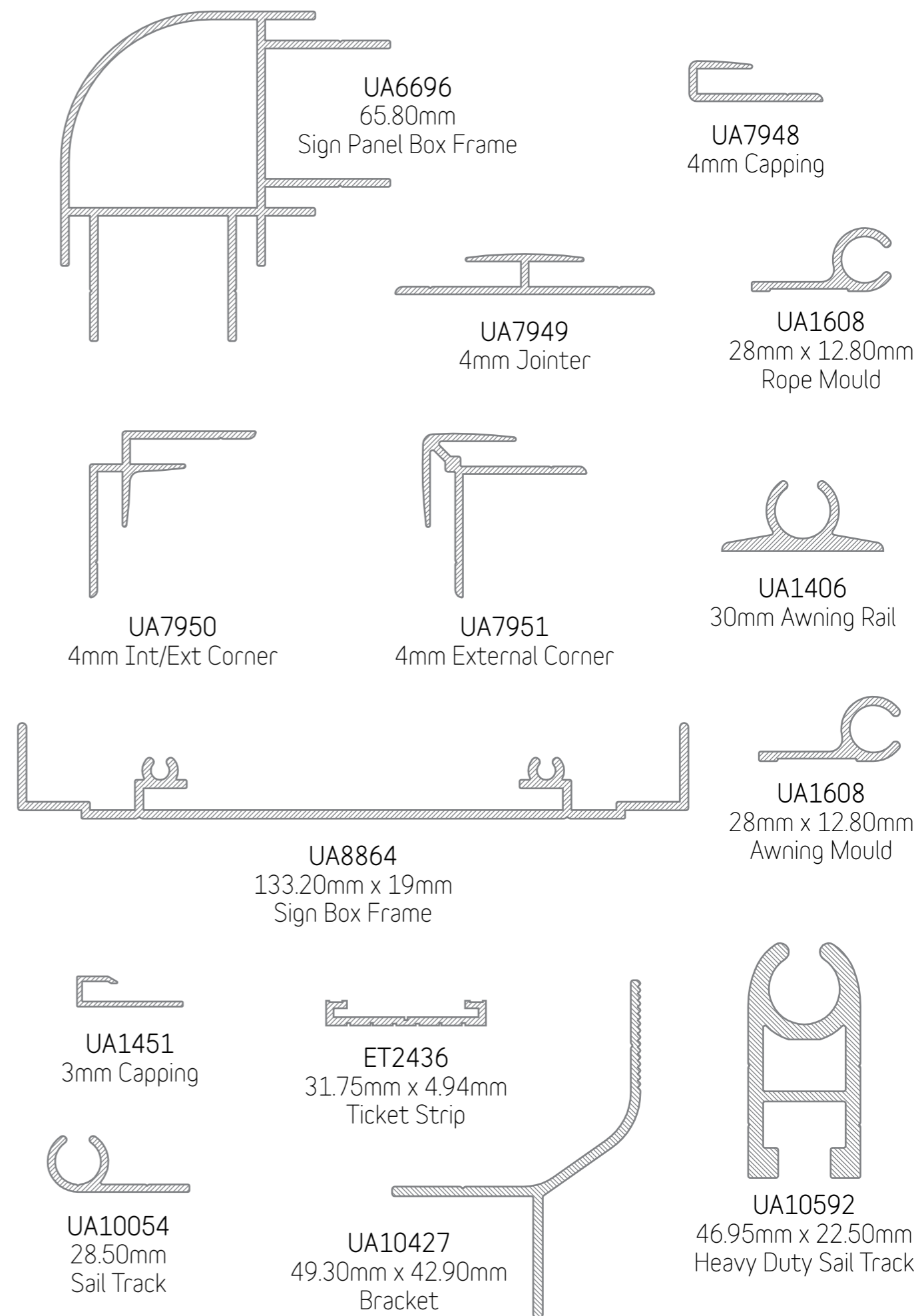
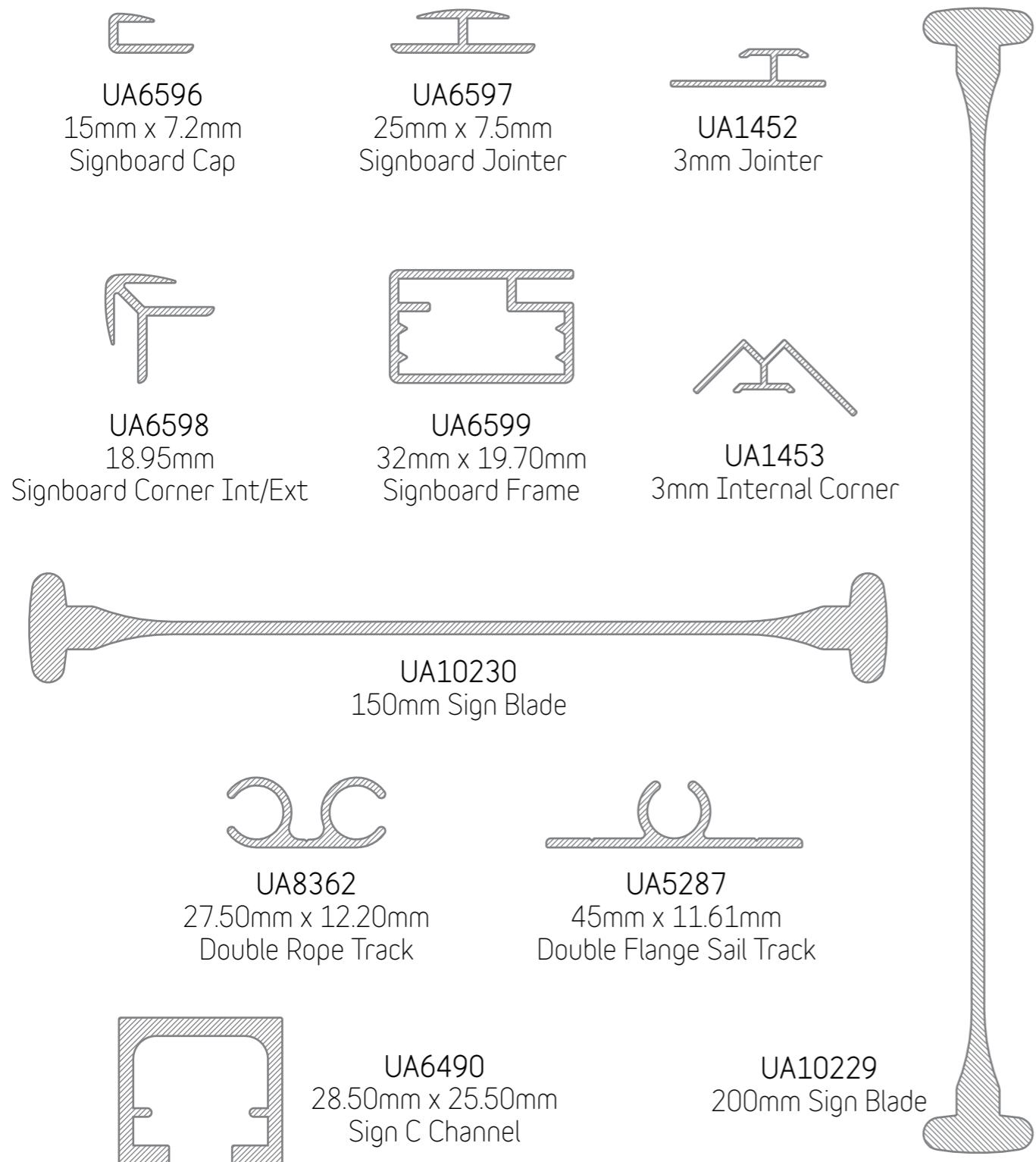
UA8351
94mm x 71.50mm
Tube Holder



UA10371
24.40mm x 69mm
4 Ton Rear Coaming

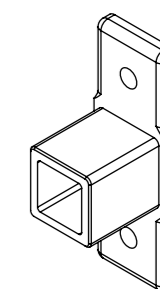
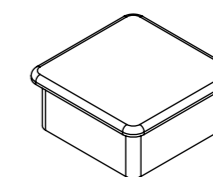
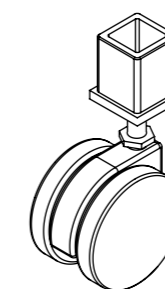
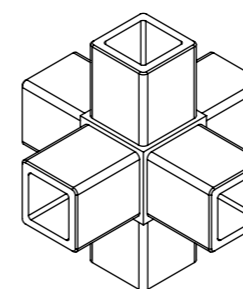
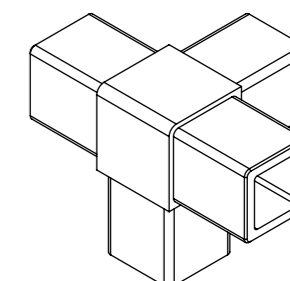
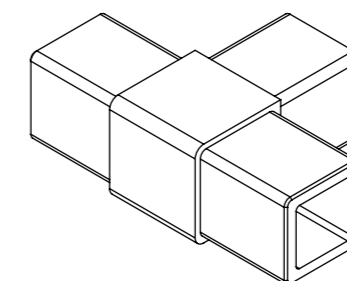
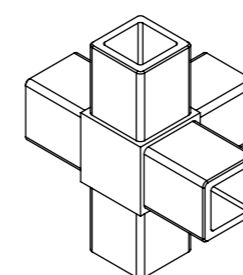
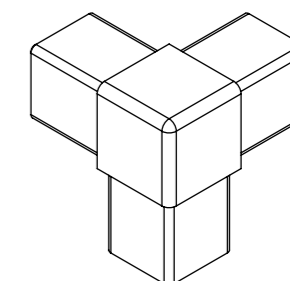
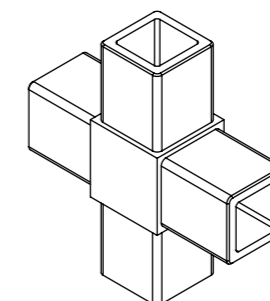
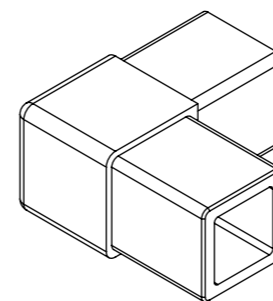
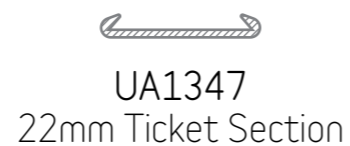
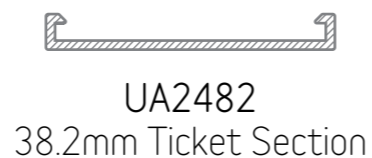
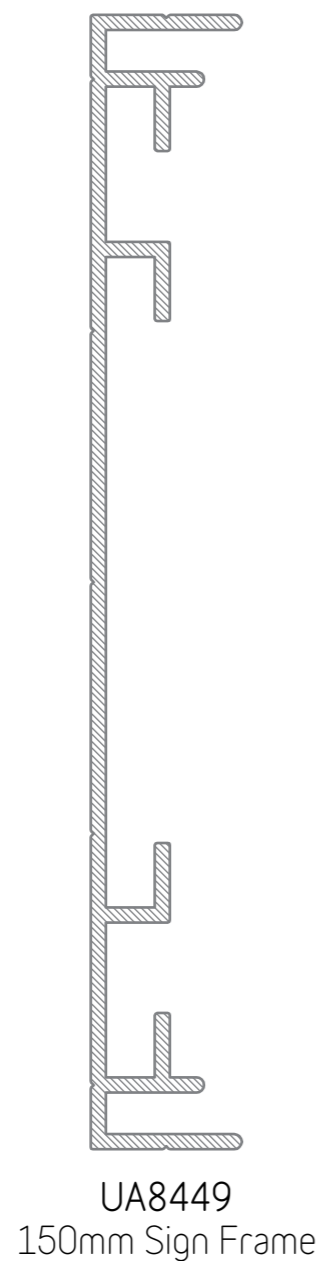
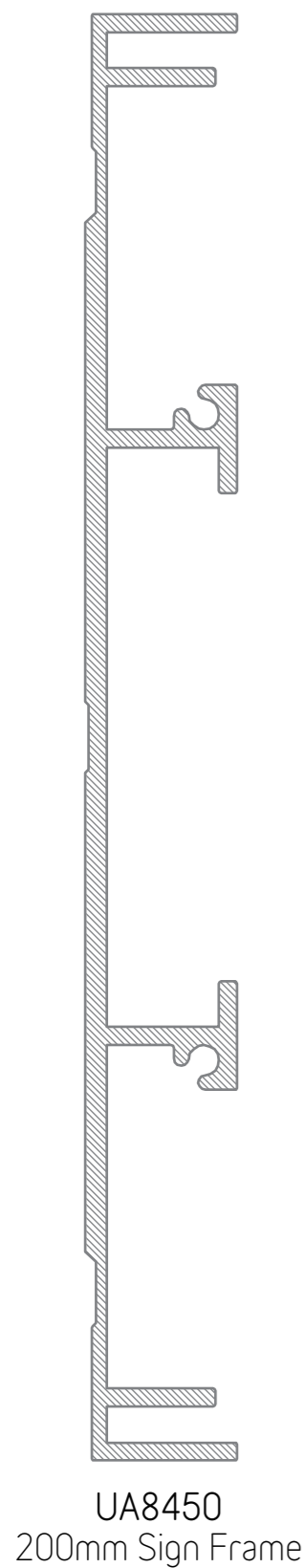
UA10372
31.25mm x 101mm
4 Ton Side Coaming









Scan here to view the Ullrich Aluminium - Modular Systems Brochure

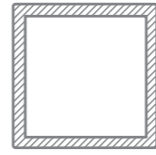




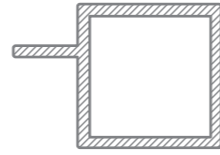
UA1641
31.90mm x 25.40mm
1" Space Module Section




UA1642
25.40mm x 23mm
1" Space Module



UA1371
19mm x 19mm
H/M Vertical



UA1372
27.50mm x 19mm
H/M Horizontal



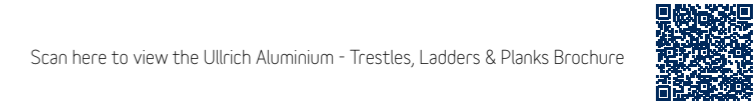
SR25.41.2MI
SHS - 25.40mm

The Modular Furniture systems employs an adaptable aluminium tube and polymer jointer for modular construction.

Design and create your own furniture, shelving, storage and display units for domestic or office use.

The Modular Furnitures strength and light weight gives you unlimited design options.

Available in a range of colours and with a variety of accessories, the only limit is your imagination!



Scan here to view the Ullrich Aluminium - Trestles, Ladders & Planks Brochure



Aluminium Trestle			
ID Code	Weight	Size	Rating
TRE1.20	11Kg	1.80m	210Kg
TRE1.80	15Kg	1.80m	210Kg
TRE2.40	19Kg	2.40m	210Kg
TRE3.00	24Kg	3.00m	210Kg
TRE3.60	28Kg	3.60m	210Kg
TRE4.20	33Kg	4.20m	210Kg
TRE4.80	38Kg	4.80m	210Kg


Aluminium Plank			
ID Code	Weight	Size	Rating
TP2.4	10.0Kg	2.4m	210Kg
TP3.0	12.4Kg	3.0m	210Kg
TP3.6	14.8Kg	3.6m	210Kg
TP4.0	16.4Kg	4.0m	210Kg
TP5.0	20.4Kg	5.0m	210Kg
TP6.0	24.4Kg	6.0m	210Kg



Aluminium Trestle Handrail System	
ID Code	Component
LS101	Intermediate Post
LS102	Corner Post
LS103	Handrail 2.7m
LS104	End Barrier



Double Extension Ladder		
Part Number	Imperial	Metric
DES1/0808	08ft-14ft	2.4m-4.2m
DES1/1010	10ft-18ft	3.0m-5.4m
DES1/1212	12ft-20ft	3.6m-6.0m
DES1/1414	14ft-24ft	4.2m-7.3m
DES1/1616	16ft-28ft	4.8m-8.5m



SL Series - Single Aluminium Ladders		
SLS2 double screwed rungs		
Part Number	Imperial	Metric
SLS2/03	3ft	0.9m
SLS2/06	6ft	1.8m
SLS2/08	8ft	2.4m
SLS2/10	10ft	3.0m
SLS2/12	12ft	3.6m
SLS2/14	14ft	4.2m
SLS2/16	16ft	4.8m
SLS2/18	18ft	5.4m
SLS2/20	20ft	6.0m



Heavy Duty Double Sided Step Ladder		
Part Number	Imperial	Metric
HDD03	3ft	0.9m
HDD04	4ft	1.2m
HDD06	6ft	1.8m
HDD07	7ft	2.1m
HDD08	8ft	2.4m
HDD10	10ft	3.0m
HDD12	12ft	3.6m
HDD14	14ft	4.2m
HDD16	16ft	4.8m



Doubled Sided Step Ladder		
Part Number	Imperial	Metric
DST2800	2ft	0.6m x 800mm
DST3800	3ft	0.9m x 800mm



Doubled Sided Step Ladder		
Part Number	Imperial	Metric
DST02	2ft	0.6m
DST03	3ft	0.9m
DST04	4ft	1.2m
DST05	5ft	1.5m
DST06	6ft	1.8m
DST07	7ft	2.1m
DST08	8ft	2.4m
DST09	9ft	2.7m
DST10	10ft	3.0m



Hook Pole Ladder		
Part Number	Imperial	Metric
HSL/16	5ft	1.5m
HSL/22	7ft	2.1m
HSL/24	8ft	2.4m
HSL/29	10ft	3.0m
HSL/34	11ft	3.3m
HSL/36	12ft	3.6m
HSL/39	13ft	3.9m
HSL/42	14ft	4.2m
HSL/44	15ft	4.5m
HSL/49	16ft	4.8m
HSL/54	18ft	5.4m
HSL/60	20ft	6.0m



Hinged Platform Ladder		
Part Number	Imperial	Metric
PFS1/03	3ft	0.9m
PFS1/04	4ft	1.2m
PFS1/05	5ft	1.5m
PFS1/06	6ft	1.8m
PFS1/07	7ft	2.1m
PFS1/08	8ft	2.4m
PFS1/09	9ft	2.7m



Combination Ladder		
Part Number	Imperial	Metric
CS04	4ft	1.2m
CS05	5ft	1.5m
CS06	6ft	1.8m
CS07	7ft	2.1m
CS08	8ft	2.4m
CS09	9ft	2.7m
CS10	10ft	3.0m



Double Extension Ladder		
Part Number	Imperial	Metric
DES2/1010	10ft-18ft	3.0m-5.4m
DES2/1212	12ft-20ft	3.6m-6.0m
DES2/1414	14ft-24ft	4.2m-7.3m




Fixed Platform Ladder		
Part Number	Imperial	Metric
MP12	4ft	1.2m
MP15	5ft	1.5m
MP18	6ft	1.8m
MP2.1	7ft	2.1m
MP2.4	8ft	2.4m
MP3.0	10ft	3.0m



Saw Horse Foldable		
Part Number	Imperial	Metric
SH1.6	5ft	1.5m
SH2.0	7ft	2.1m
SH2.4	8ft	2.4m
SH2.7	9ft	2.7m
SH3.0	10ft	3.0m

Saw Horse Fixed		
Part Number	Imperial	Metric
SHF1.6	5ft	1.5m
SHF2.0	7ft	2.1m
SHF2.4	8ft	2.4m



Scan here to view the Ullrich Aluminium - Seating & Setting Brochure



SETTING WITH BACK SUPPORT




BENCH SEAT WITH BACK REST



STACKABLE BENCH SEATS



SURFACE MOUNT SETTING



FREE STANDING SETTING



PEDESTAL SETTING

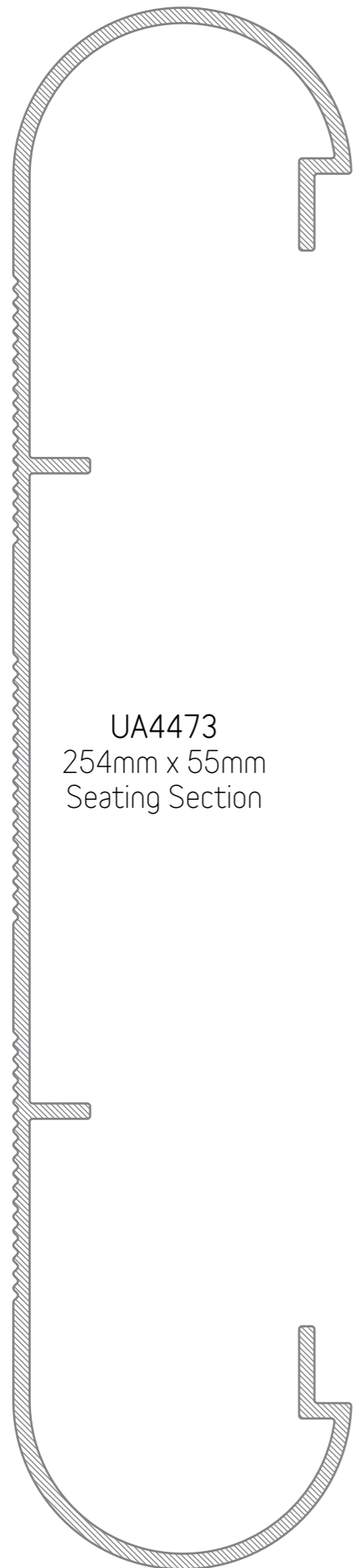


GRANDSTAND SEATING

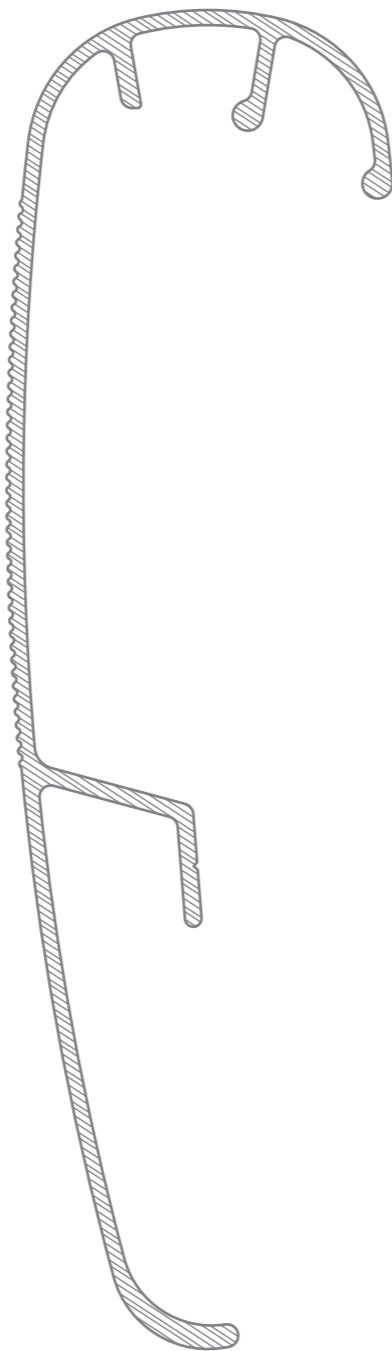


SURFACE MOUNTED BENCH SEAT

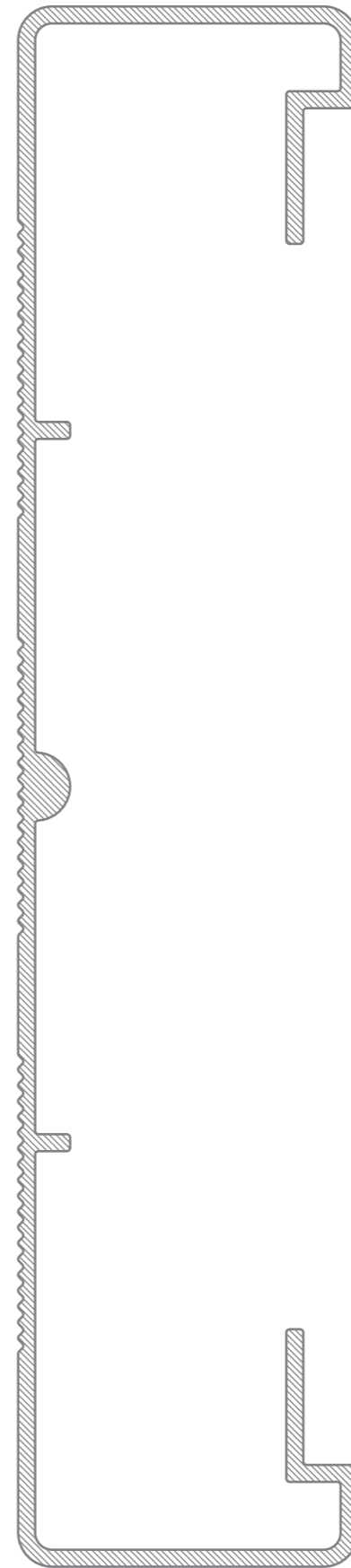




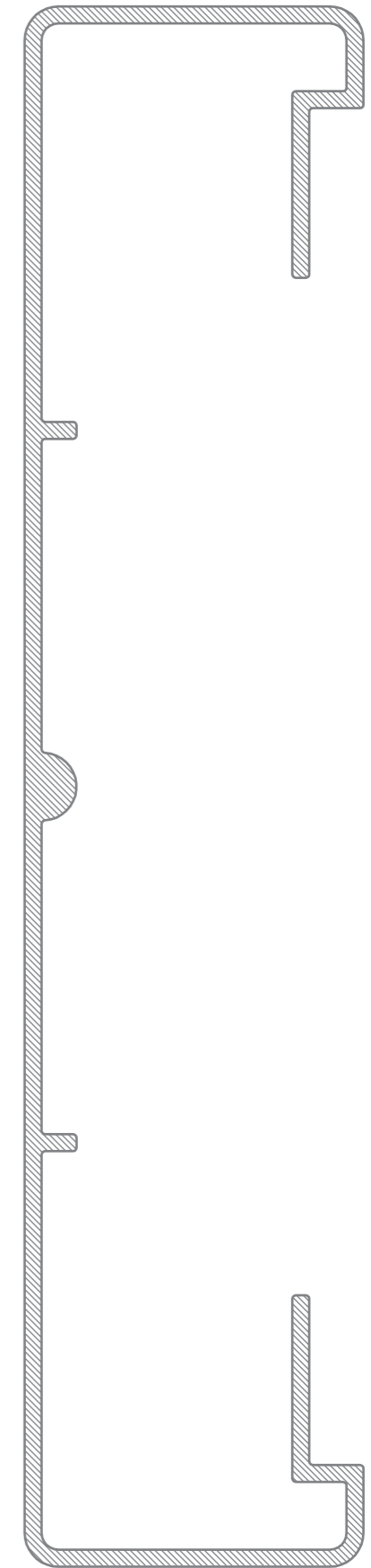
UA4473
254mm x 55mm
Seating Section



UA4474
177.6mm x 50.96mm
Seating Back



UA4884
230mm x 50mm
Sawhorse Top



UA10625
230mm x 50mm
Sawhorse Top



Scan here to view the Ullrich Aluminium - Stanchions Brochure

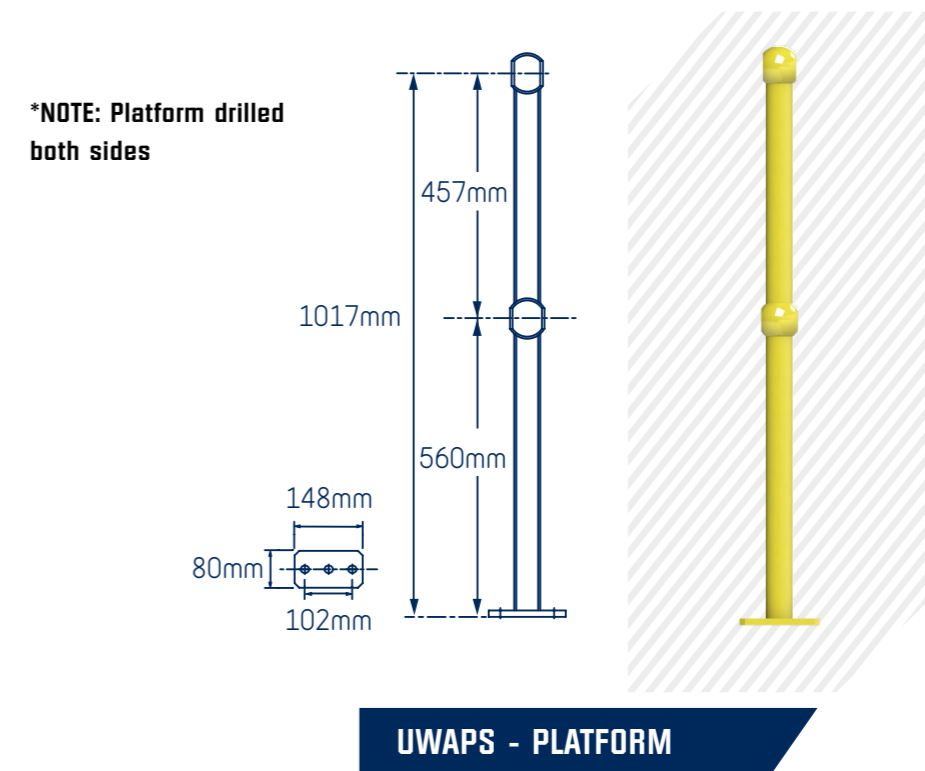
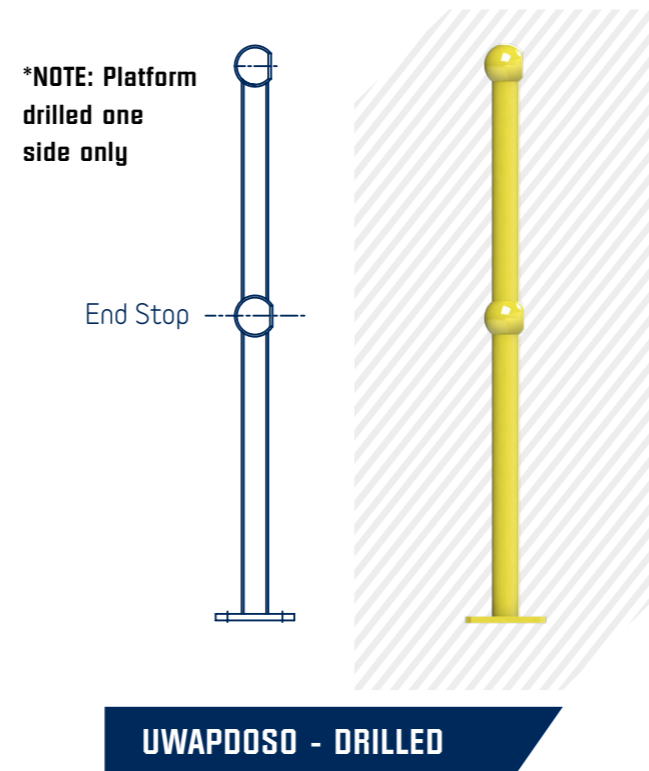
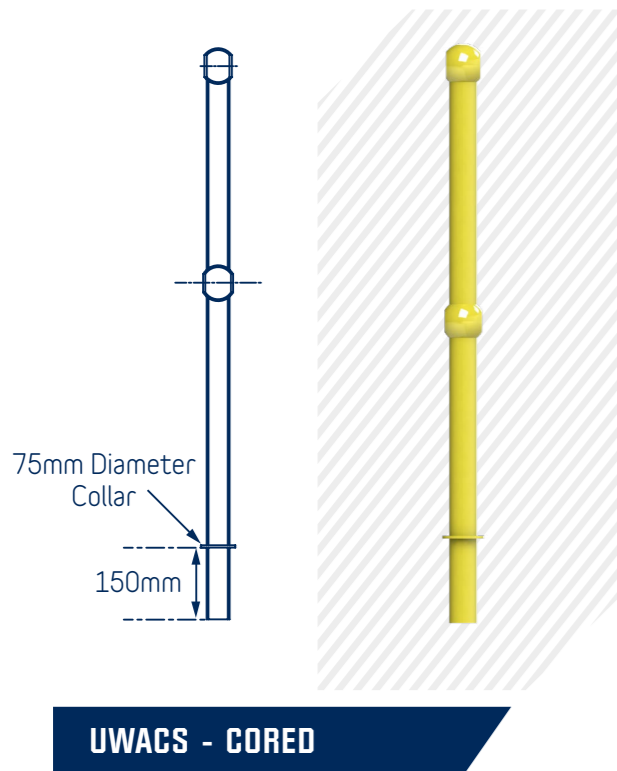
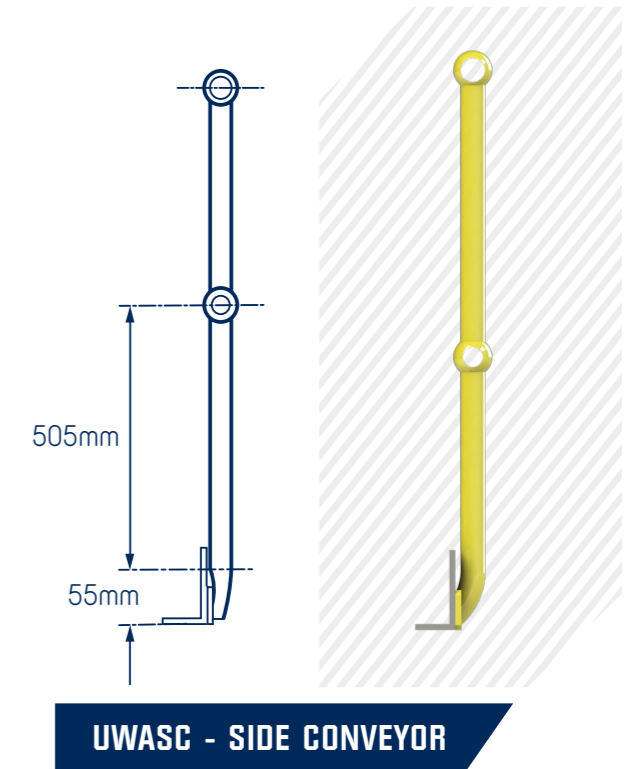
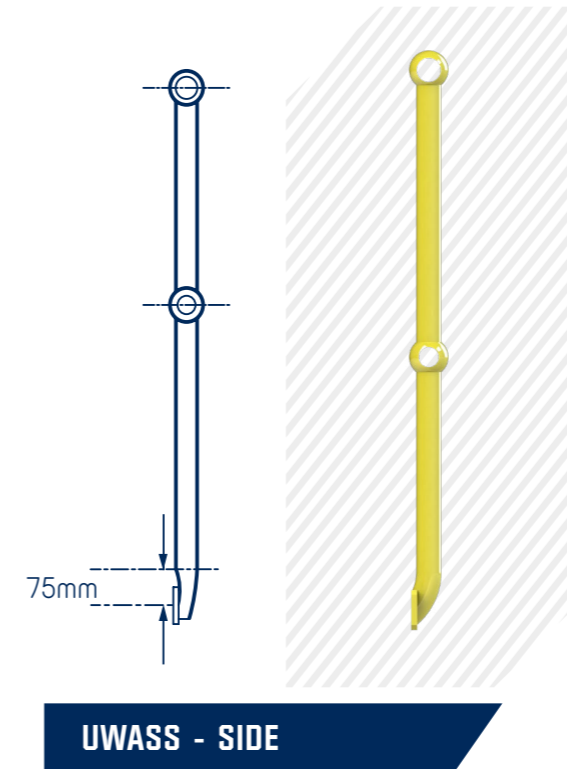


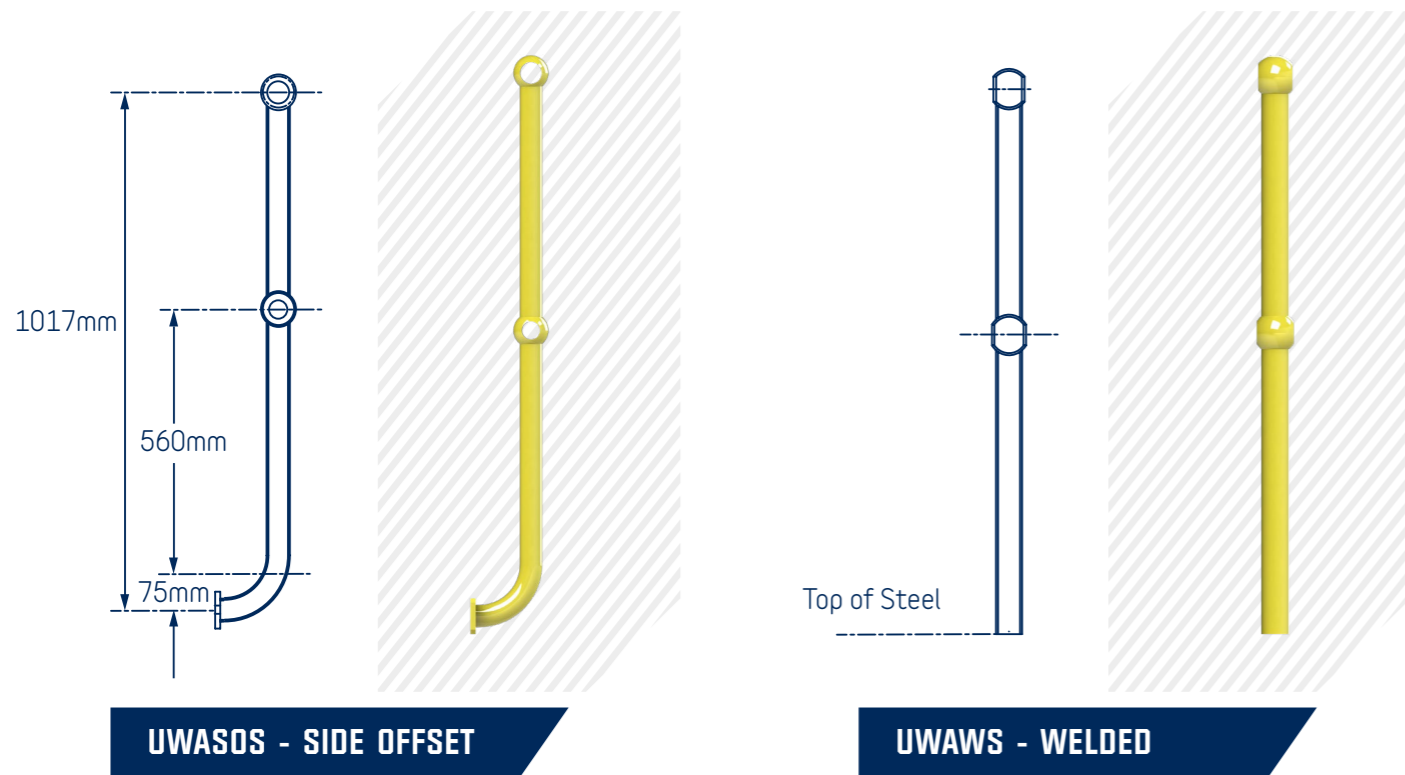
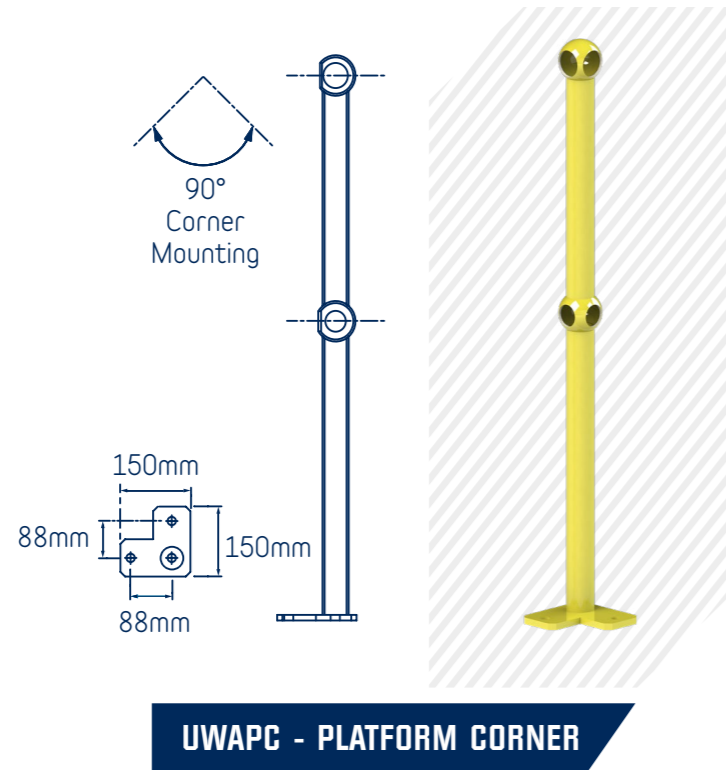
AVAILABLE SURFACES

ALUMINIUM MILL FINISH

POWDER COATED FINISH

PART NUMBER	STANCHION TYPE
UWAC2S	CORED THROUGH
UWACS	DRILLED ONE SIDE
UWAPS	PLATFORM
UWAPC	PLATFORM CORNER
UWASS	TYPE SIDE 38.1 MID
UWASC	SIDE CONVEYOR
UWASOS	SIDE OFFSET
UWAWS	WELDED

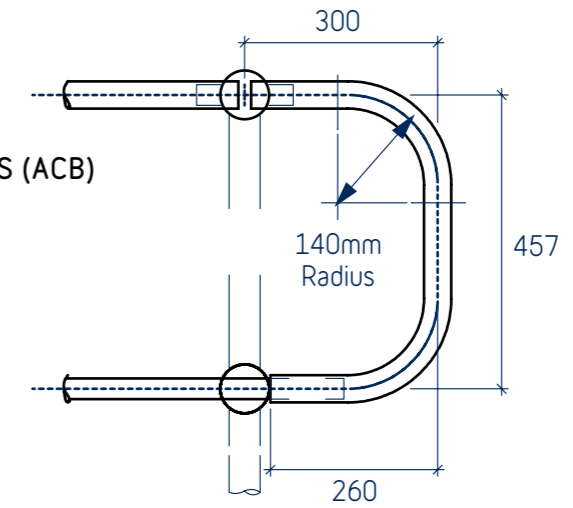




Closures Bends & Slip Joints

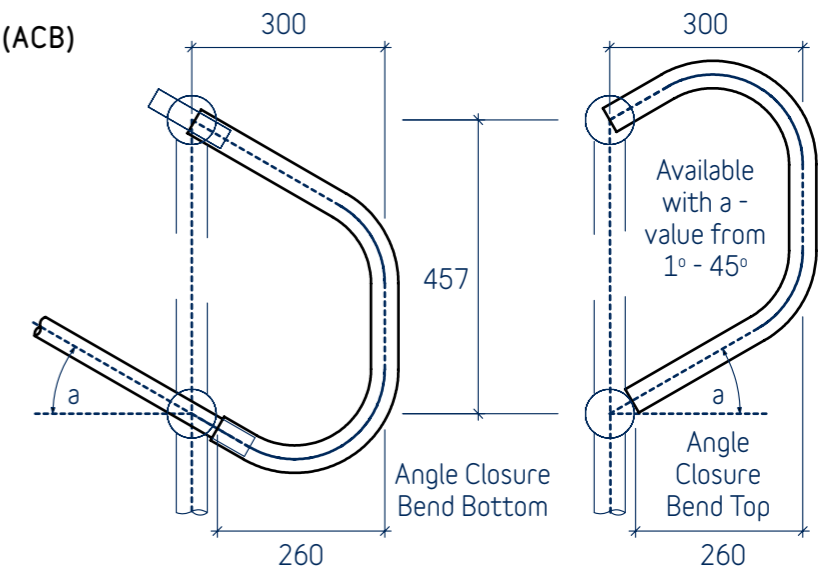
> ANGLE CLOSURE BENDS (ACB)

90 Degree Closure
UWAACB90140



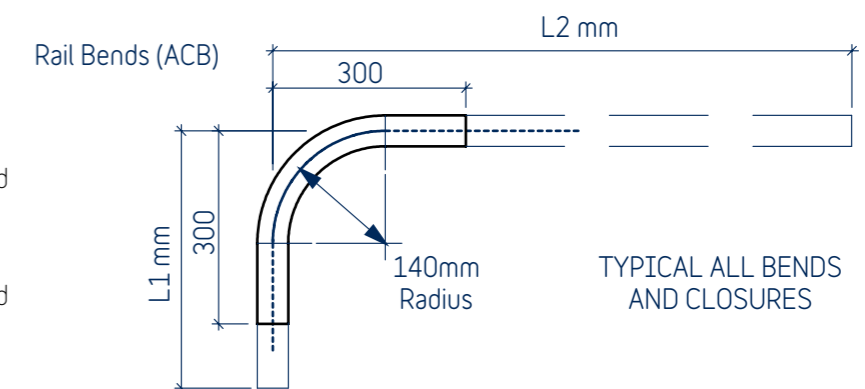
> ANGLE CLOSURE BENDS (ACB)

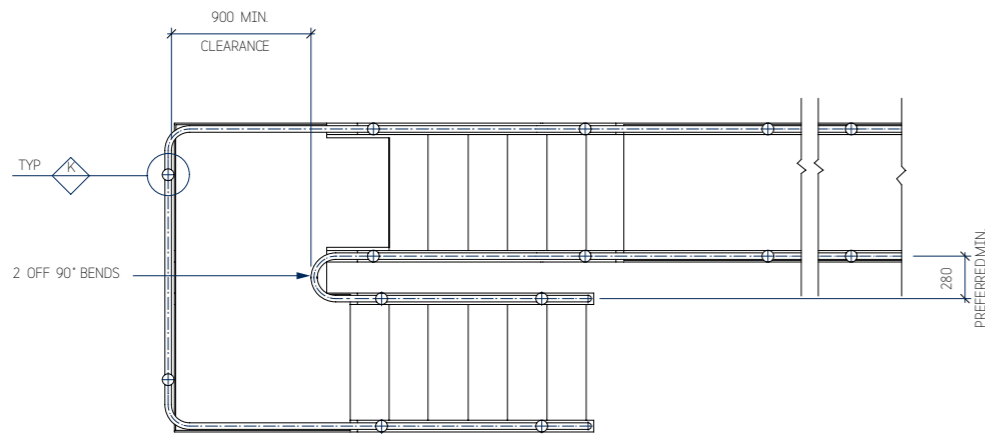
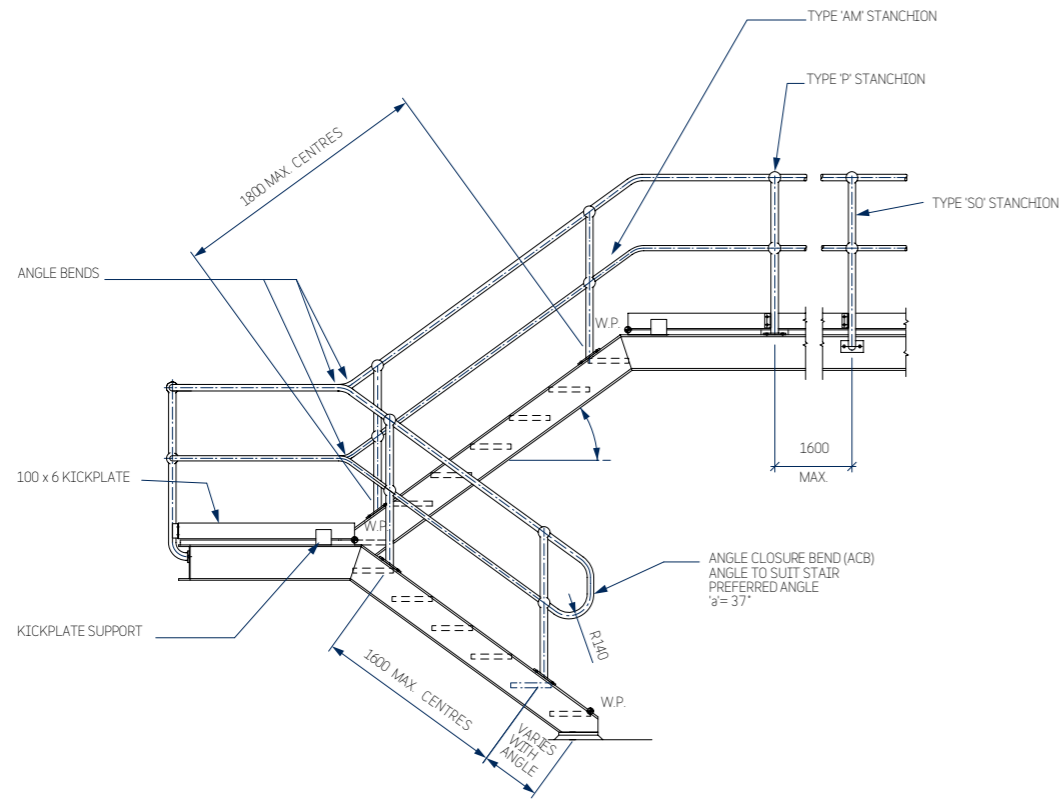
35 Degree Closure
UWAACB35140
38 Degree Closure
UWAACB38140
41 Degree Closure
UWAACB41140
44 Degree Closure
UWAACB44140



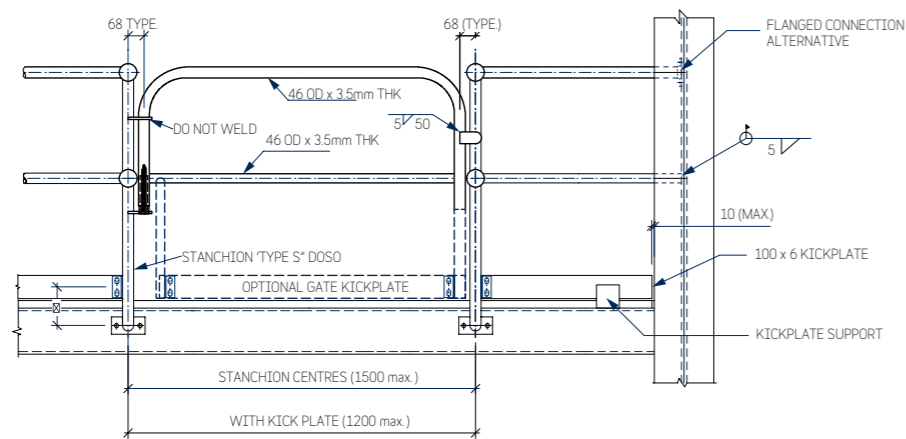
> RAIL BENDS (RB)

90 Degree Handrail Bend
UWAHR90
90 Degree Kneerail Bend
UWAKR90





TYPICAL STAIR & PLATFORM HANDRAIL DETAILS



SELF CLOSING GATE



Scan here to view the Ullrich Aluminium - Walkway Grating Brochure



SERIES	length (mm)	width (mm)	weight (kg)	apertures
UWG13 	6000	600	28.0kg/panel 7.756kg/m ²	
UWG22 	6000	600	35.0kg/panel 9.757kg/m ²	

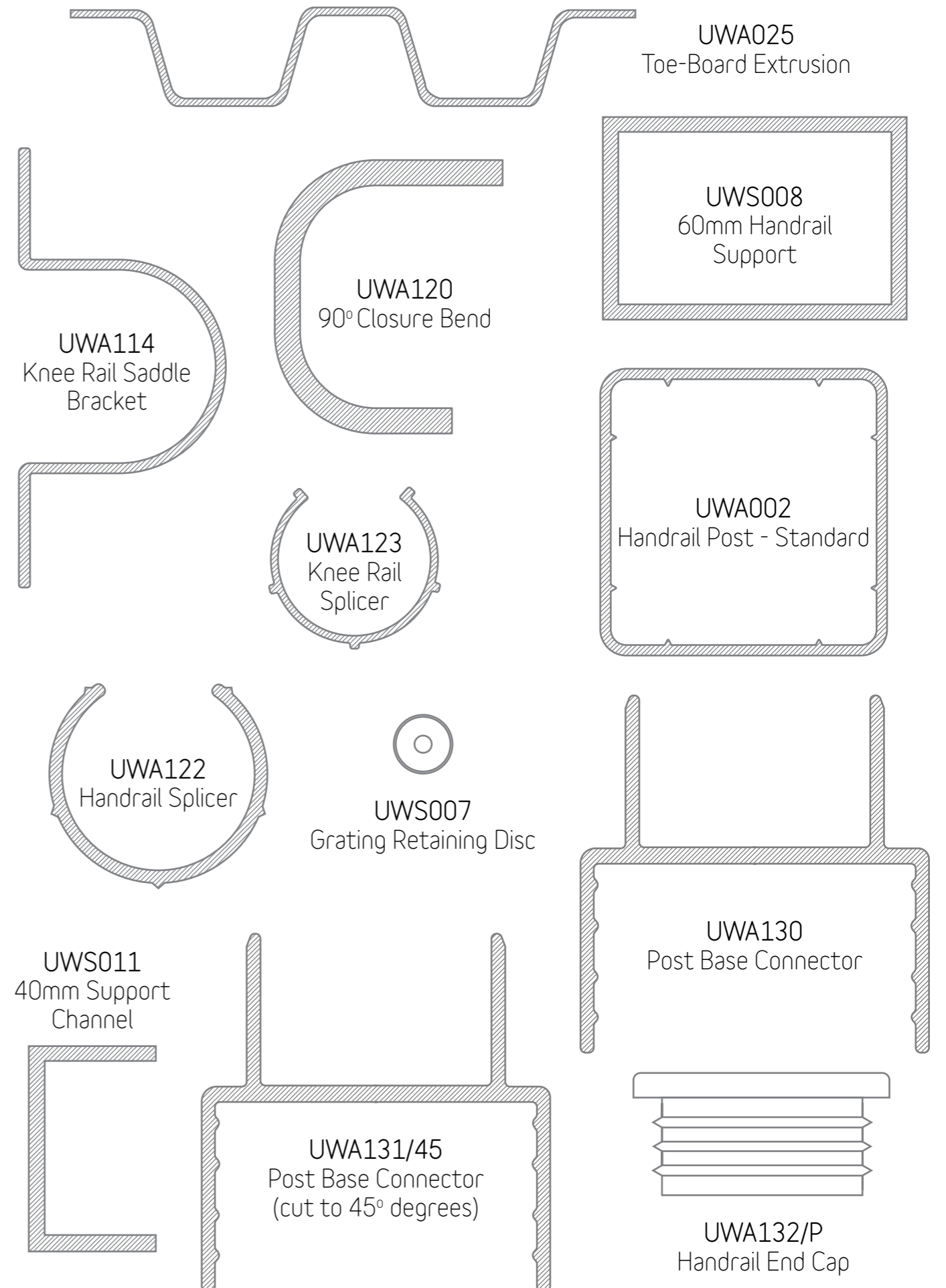
SERIES 13 & 22


WALKWAY GRATING

SERIES	length (mm)	width (mm)	weight (kg)	apertures
UWG30	6000	500	46.7kg/ panel	
UWG40			51.8kg/ panel	
			15.56kg/m ²	
			17.27kg/m ²	SERIES 30 & 40

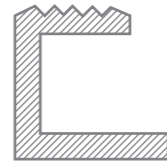
SERIES	length (mm)	width (mm)	weight (kg)	apertures
UWG30/SL	6000	250	28.2kg/ panel	
			18.8kg/m ²	
				SERIES 30/SL

WALKWAY GRATING

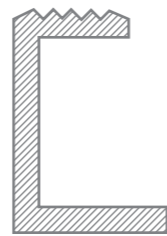




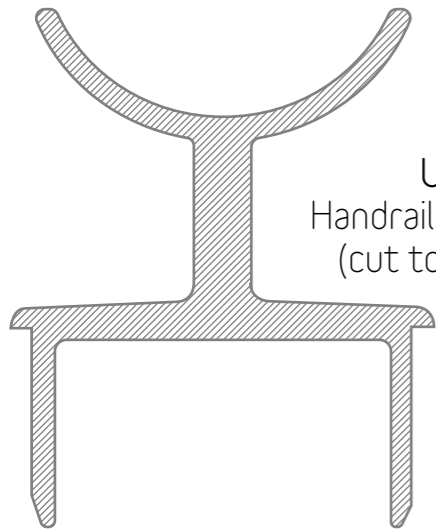
UWA133/P
Knee Rail End Cap



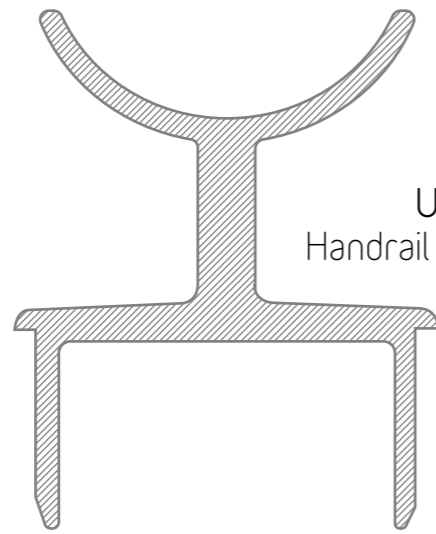
UWG105
13mm Grating End Bar



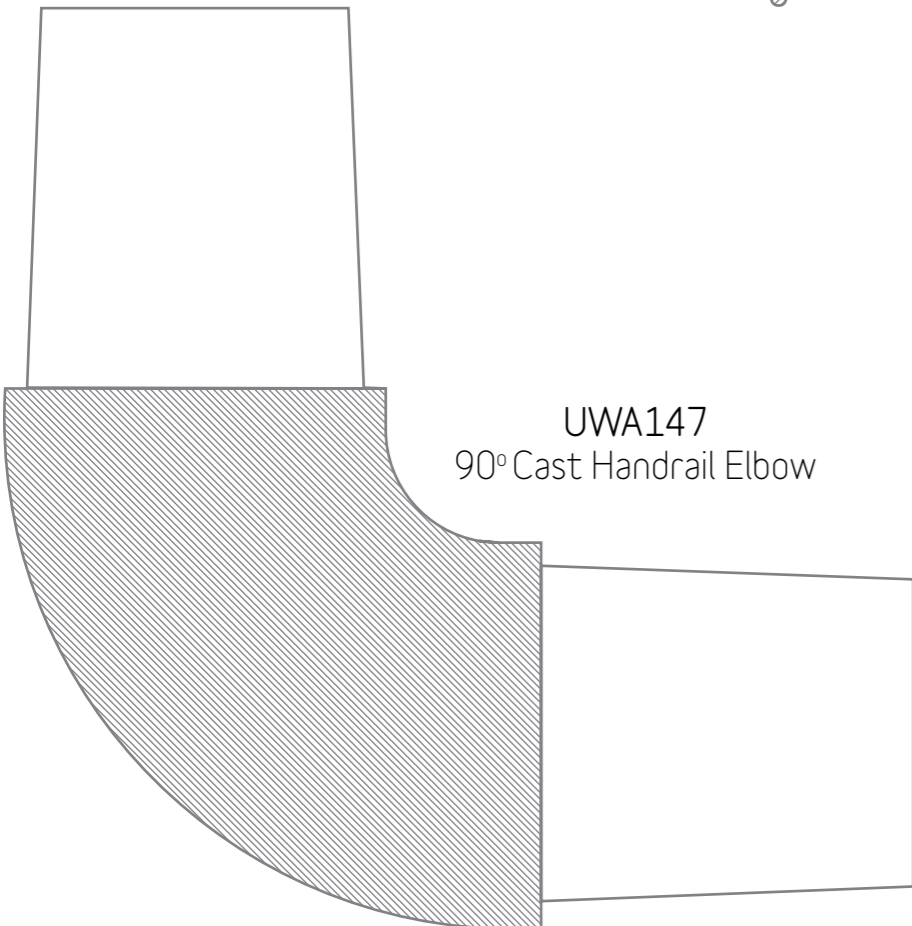
UWS005
22mm Grating End Bar



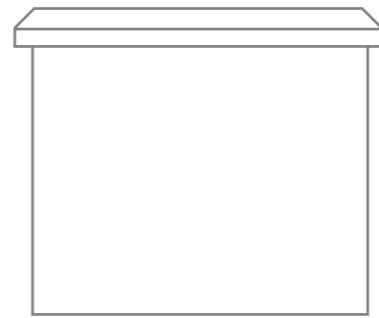
UWA138
Handrail Saddle Bracket
(cut to 45° degrees)



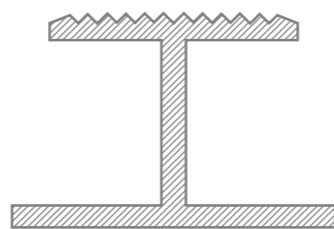
UWA137
Handrail Saddle Bracket



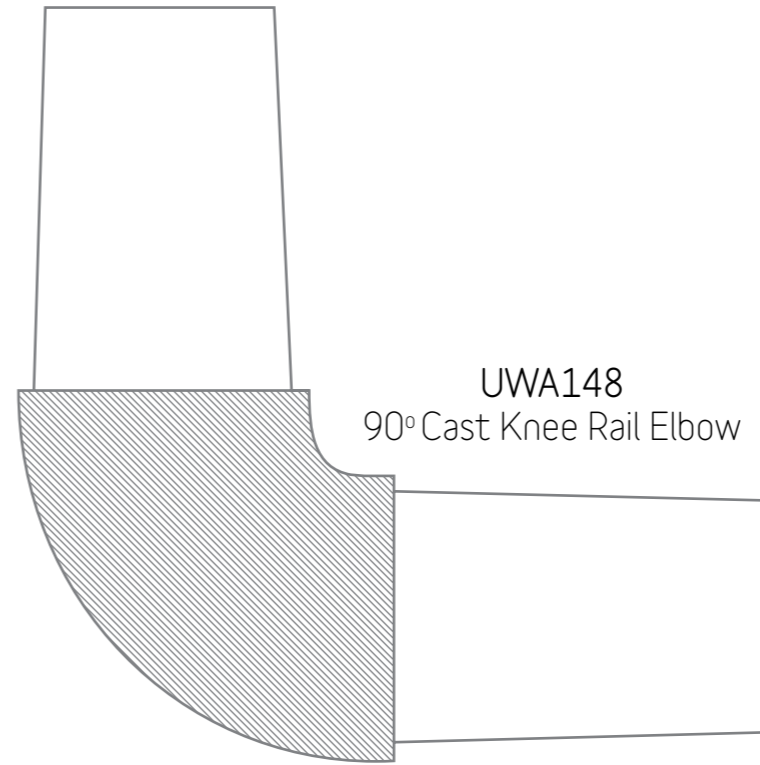
UWA147
90° Cast Handrail Elbow



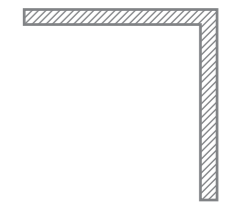
UWA146
Handrail to Knee Rail Reducer



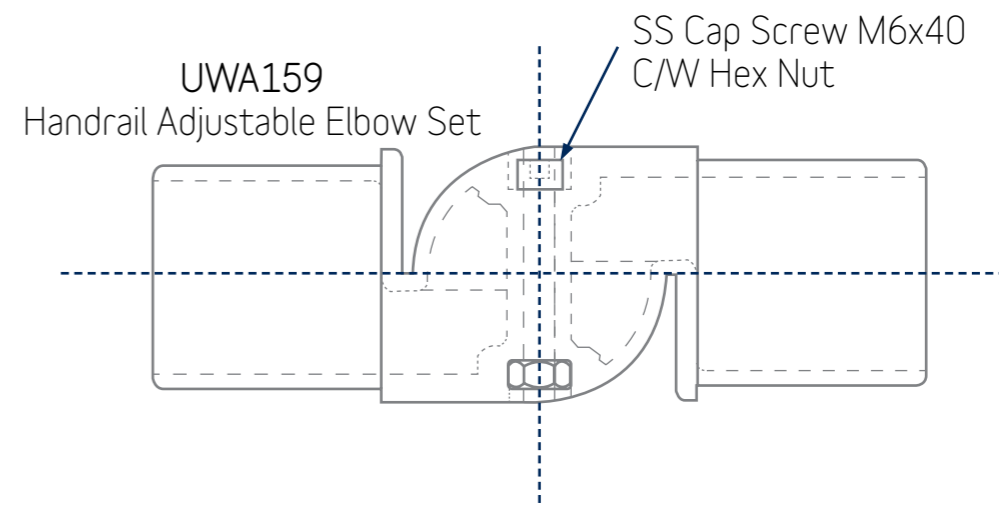
UWS006
22mm Grating Joiner Bar



UWA148
90° Cast Knee Rail Elbow

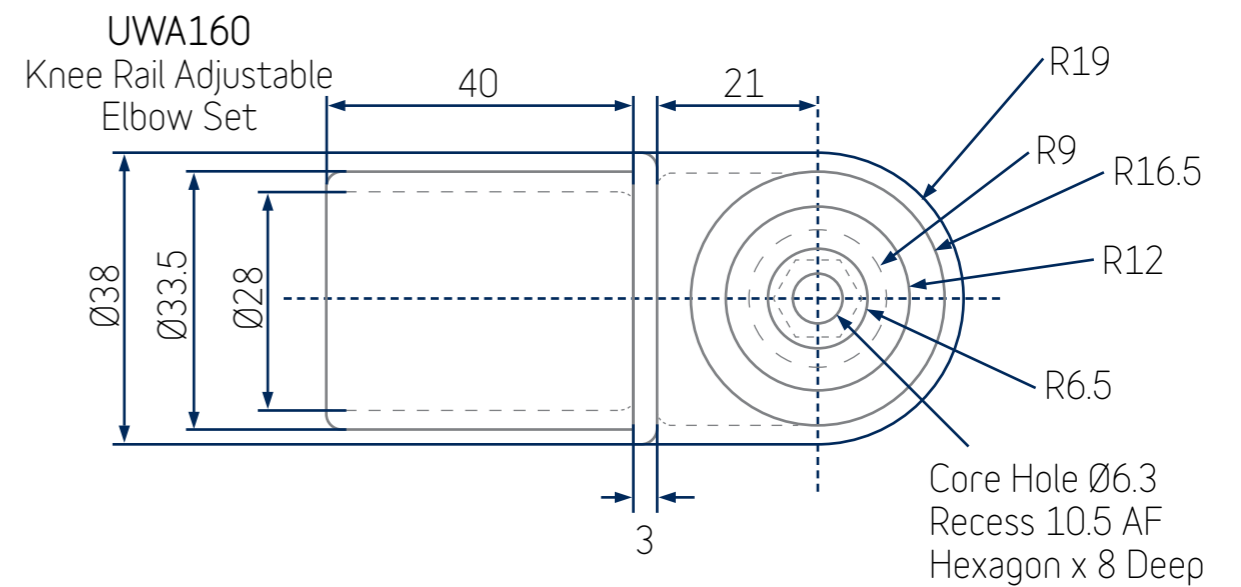


UWA150
Handrail Post Strut




UWA159
Handrail Adjustable Elbow Set

SS Cap Screw M6x40
C/W Hex Nut

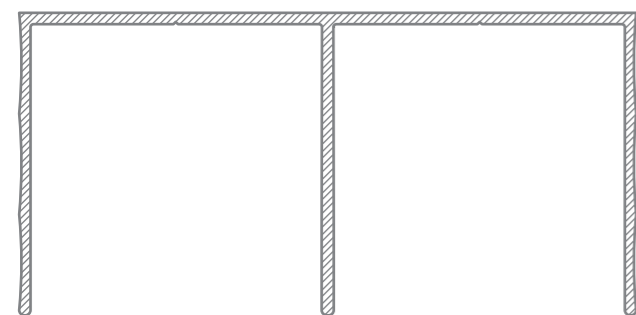


UWA160
Knee Rail Adjustable
Elbow Set

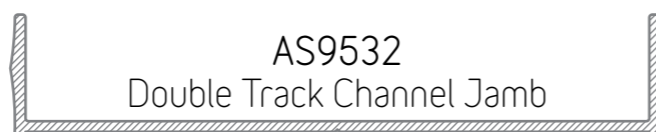
40 21
Ø38
Ø33.5
Ø28
R19
R9
R16.5
R12
R6.5
Core Hole Ø6.3
Recess 10.5 AF
Hexagon x 8 Deep
3



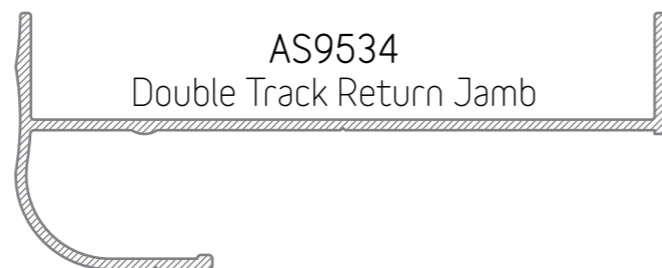
Scan here to view the Wintec Systems - Wardrobe Suite Brochure



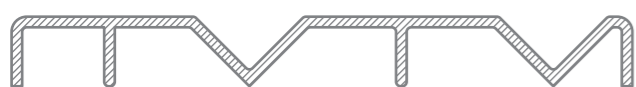
AS9531
Double Track Shallow Head




AS9532
Double Track Channel Jamb



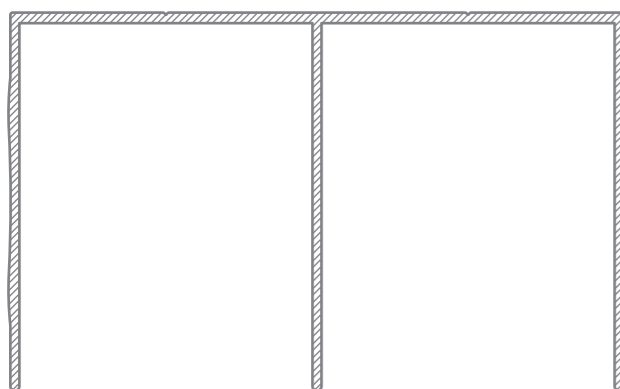
AS9534
Double Track Return Jamb



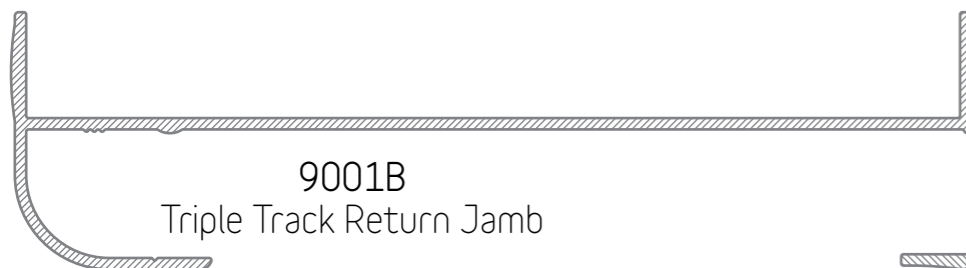
AS9533
Double Track Flat Sill



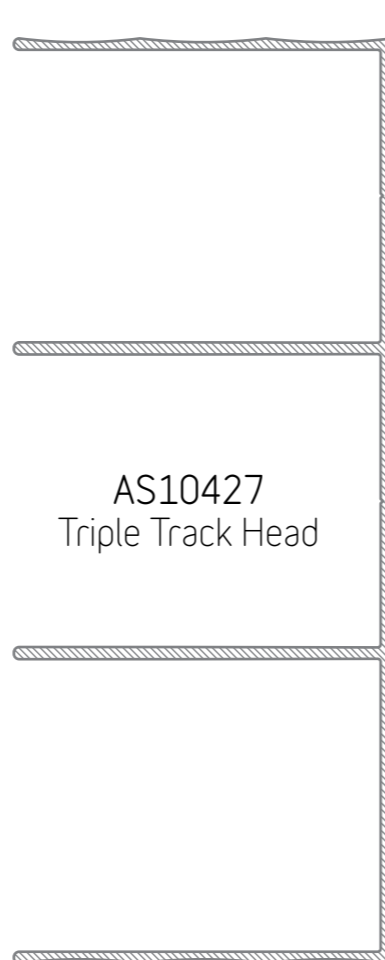
40087
Triple Track Channel Jamb



AS9535
Double Track Deep Head



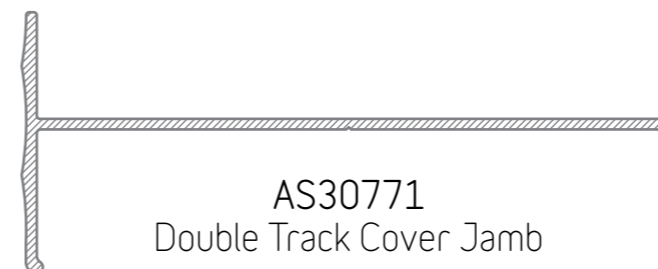
9001B
Triple Track Return Jamb



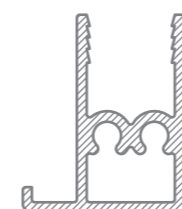
AS10427
Triple Track Head



AS30511
Lipped Seal



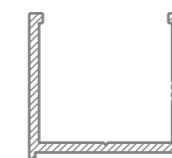
AS30771
Double Track Cover Jamb



AS31737
Lipped Rail



UA8388
Midrail

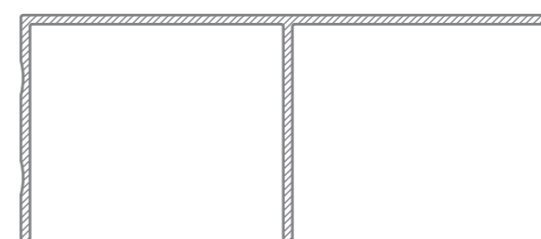


AS6577
Wall Channel



AS50230
Rail

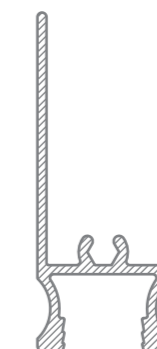
C17669R
Double Head Track



C17670R
Double Sill Track



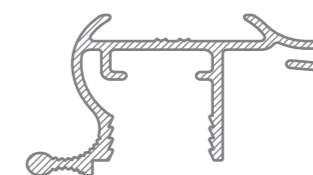
C17671R
Top Rail




C17672R
Bottom Rail



C17673R
Stile



UN00804
Stile



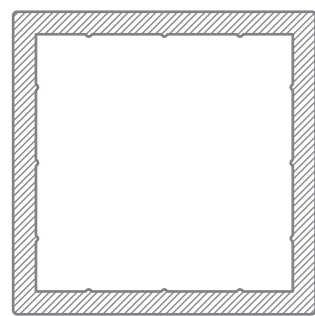
UN00805
Lipped Stile



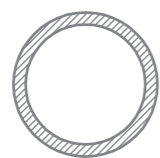
AS10428
Triple Track Sill




Scan here to view the Ullrich Aluminium - Balustrade - 40 & 50 Series Product Guide




UA8956
40mm Post



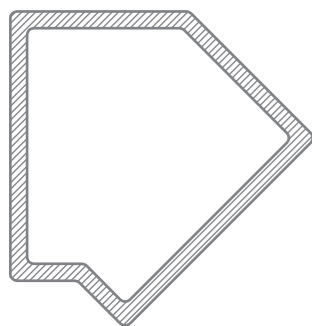
UA8163
Round Tube 19 ϕ



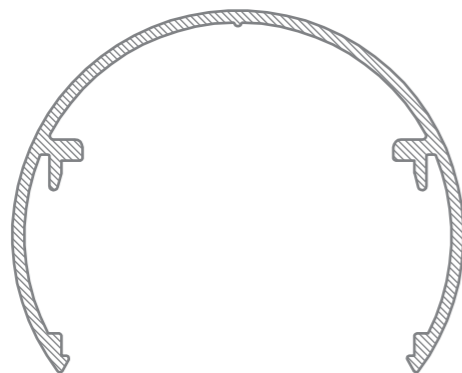
UA8955
Square Tube 16mm



UA1869
19mm Square Tube



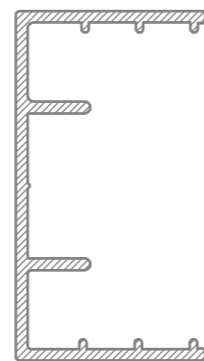
UA8971
45° Corner Post



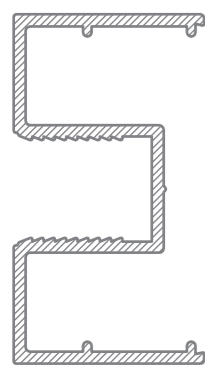
UA8989
60mm ϕ Handrail



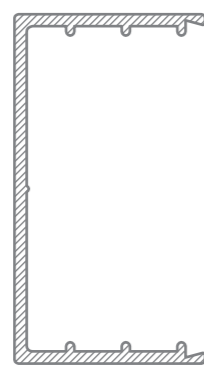
UA8990
43.35mm
Filler



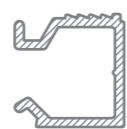
UA8991
46.55mm x 25.40mm
Channel



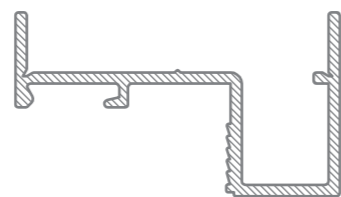
UA8992
46.55mm x 25.40mm
Glazing Channel



UA8993
46.55mm x 25.40mm
Top/Bottom Rail



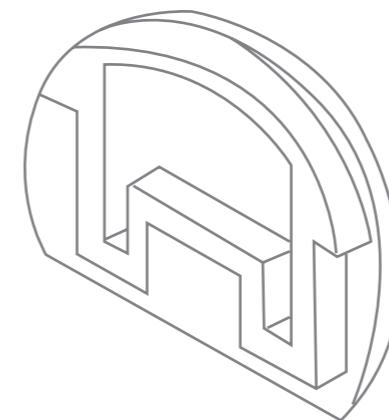
UA8995
15.13mm x 14.60mm
Clip In Bead



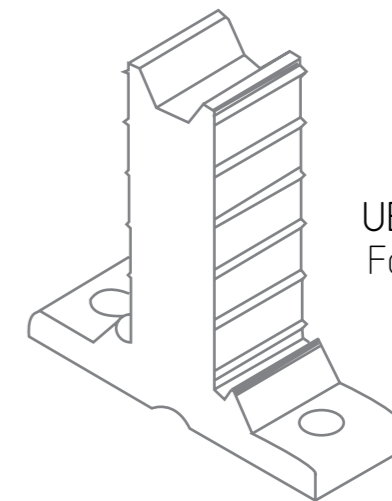
UA8994
43.25mm x 24.50mm
Clip In Glazing
Channel



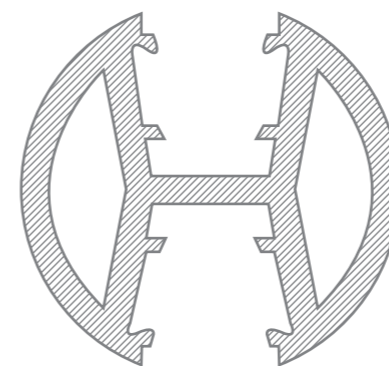
UBA209
End Cap
(suit UN00200)



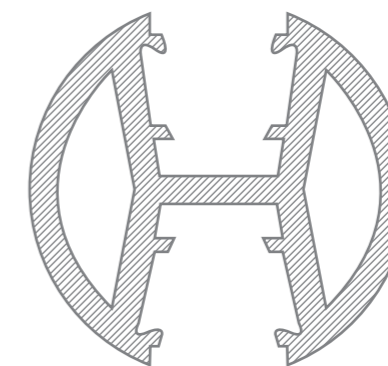
UBA200
End Cap
(suit UB006)



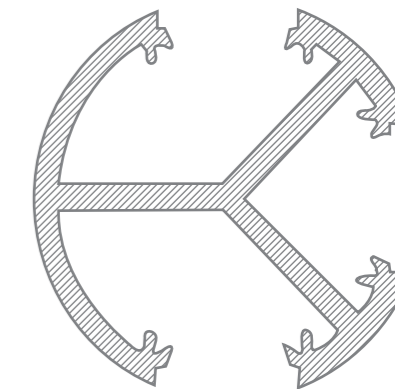
UBA100MI
Foot Stake



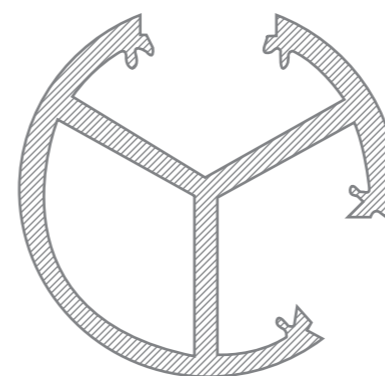
AS21779
2 Way Post
(Heavy)



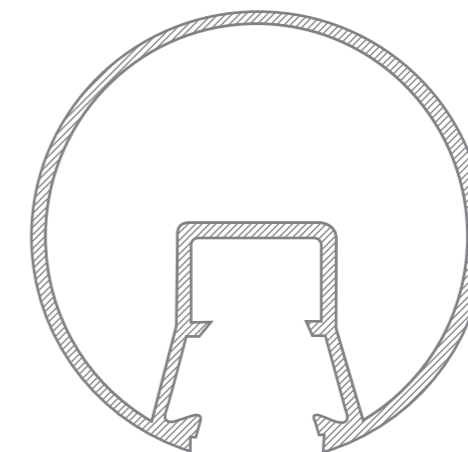
UB011
2 Way Post
(Light)



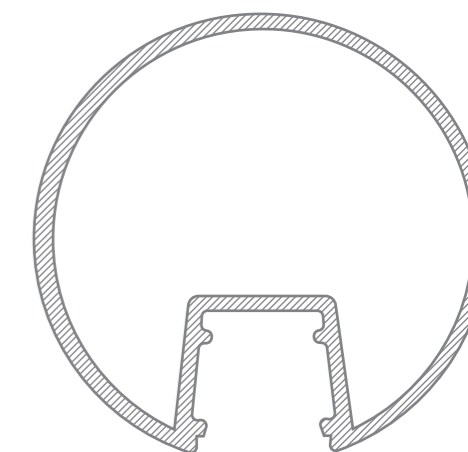
UB010
50mm 3 Way



UB012
50mm x 120° Post




UB007
60mm Glazing
Handrail



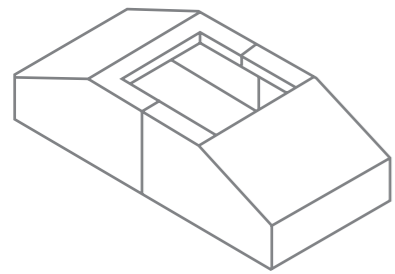
UN00228
60mm Glazing
Handrail (Light)



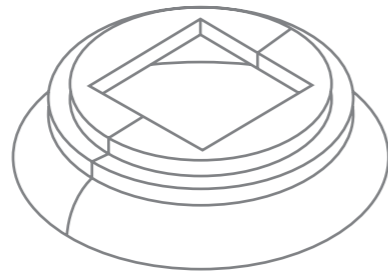
UA5570
16mm Fluted
Balustrade



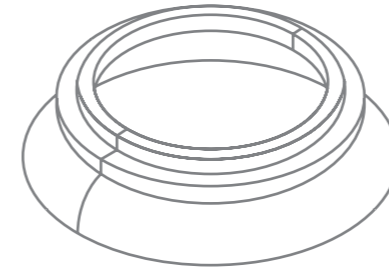
UB020
50mm Half Post



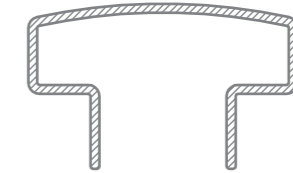
UBA201BK
Foot Cover-Plastic



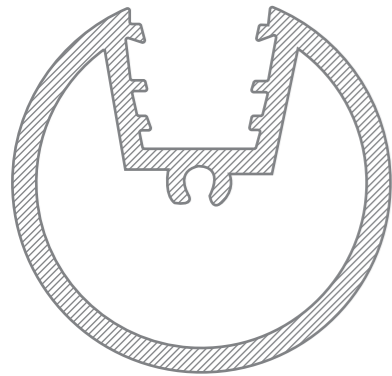
UBA203BK
Foot Cover (suit UB017)



UBA207BK
Foot Cover



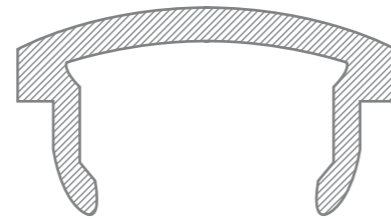
UA8214
36mm x 22mm
Wardrobe Stile



UN00720
50mm One Way
Glazing Post



Single Glazed Rubber
32-88 Black
(suit 6.38mm Glass)



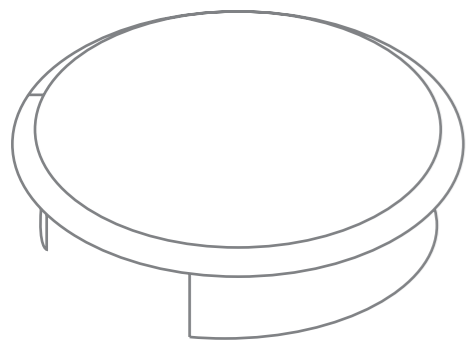
UB019
Glazing Infill



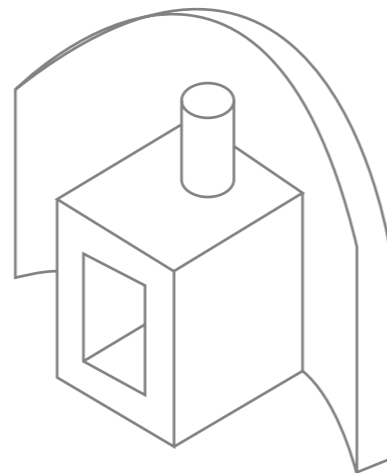
UA6461
75mm x 16mm
Railing



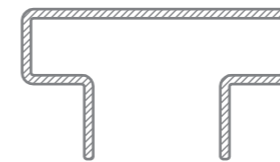
UA2097
35mm
Channel Lid



UBA105MI
50x3 Alum Raised End Cap
(suit 50mm Post)



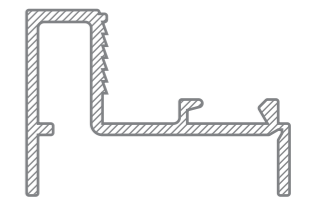
UBA208BK
Plastic Glass Stop



UA8233
36mm x 10mm
Wardrobe Stile

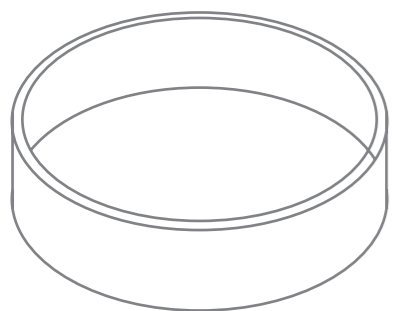


UA2096
38.10mm x 25.40mm
Handrail Channel

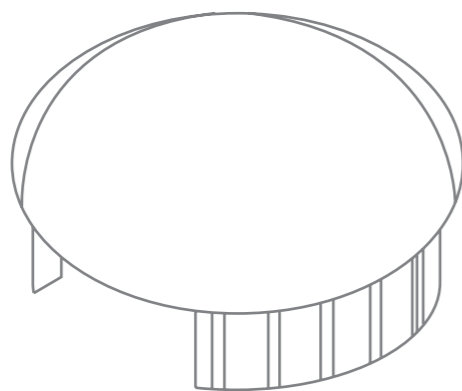


UA2102
34.75mm x 24.50mm
Glazing Bar

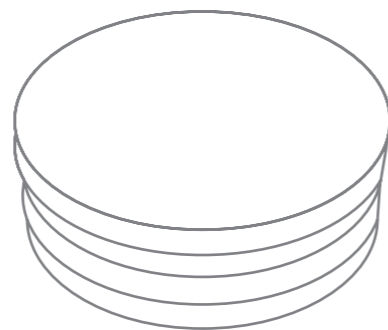
UBA103MI
60x2 Alum End Cap
(suit Handrail UB007)



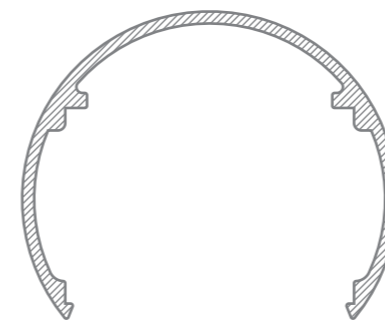
UBA101MI
End Cap - Alum
(suit 50mm Post)



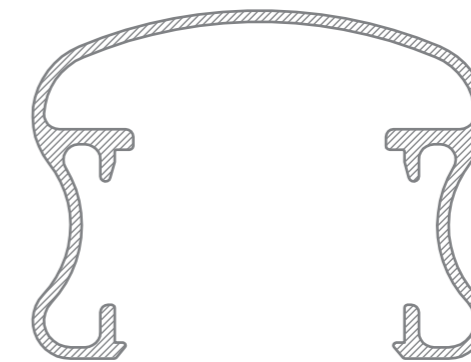
UBA104MI
60x2 Alum Raised End Cap
(suit handrail UB007)



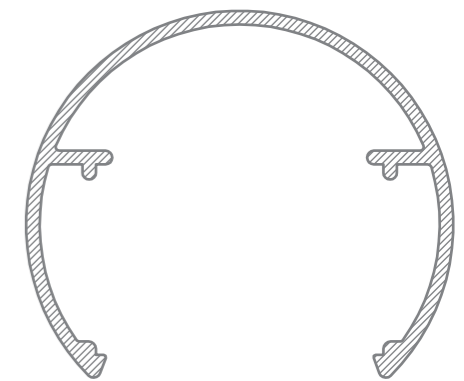
UBA204BK
50mm Plastic Plug for Tube
(suit 50mm Post)



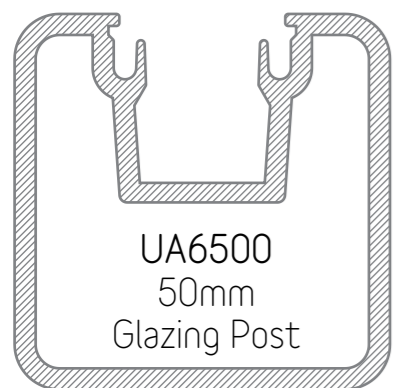

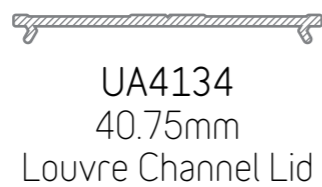
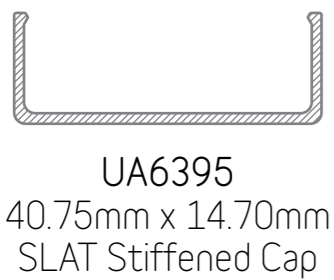
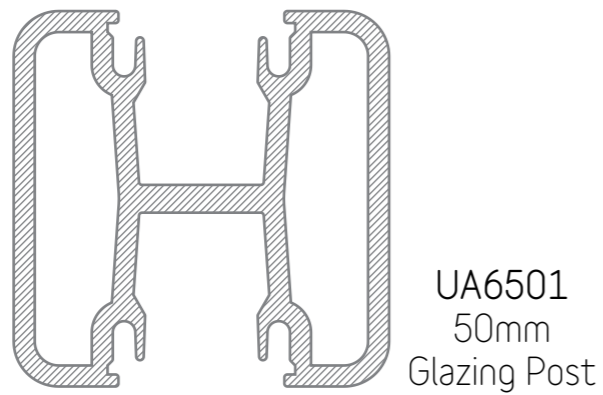
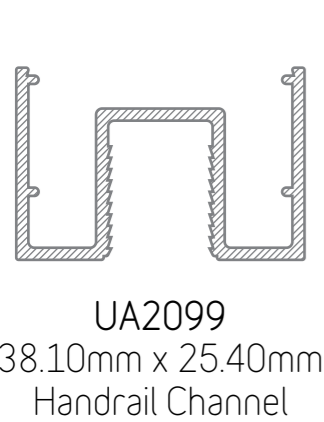
UA2098
40.95mm
Handrail



UA10353
60mm x 46mm
Lady Waist Handrail



UA10354
56.50mm x 48.50mm
Circle Handrail




7MM EXPANDED SECURITY GRILLES

Part Number	Finish	Width (mm)	Length (mm)
G007D2MI	MILL FINISH	1250	2050
G007D25MI	MILL FINISH	1250	2450
G007D6MI	MILL FINISH	1250	6222
G007G2MI	MILL FINISH	778	2121
G007G25MI	MILL FINISH	778	2525
G007G6MI	MILL FINISH	778	6262
G007H2MI	MILL FINISH	945	2121
G007H25MI	MILL FINISH	945	2480
G007H6MI	MILL FINISH	945	6190

9MM EXPANDED SECURITY GRILLES

Part Number	Finish	Width (mm)	Length (mm)
G009D2MI	MILL FINISH	1160	2050
G009D62MI	MILL FINISH	1250	6245

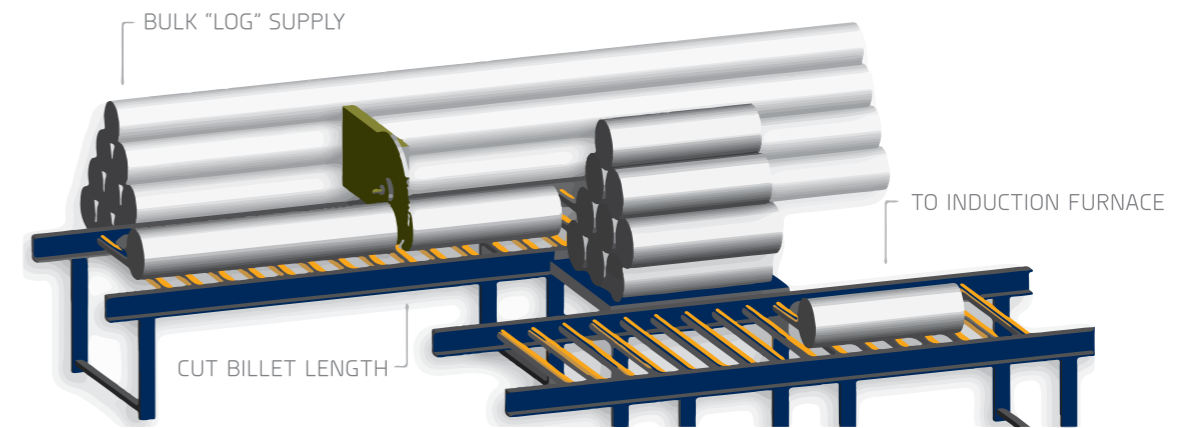


EXTRUSION PROCESS

1

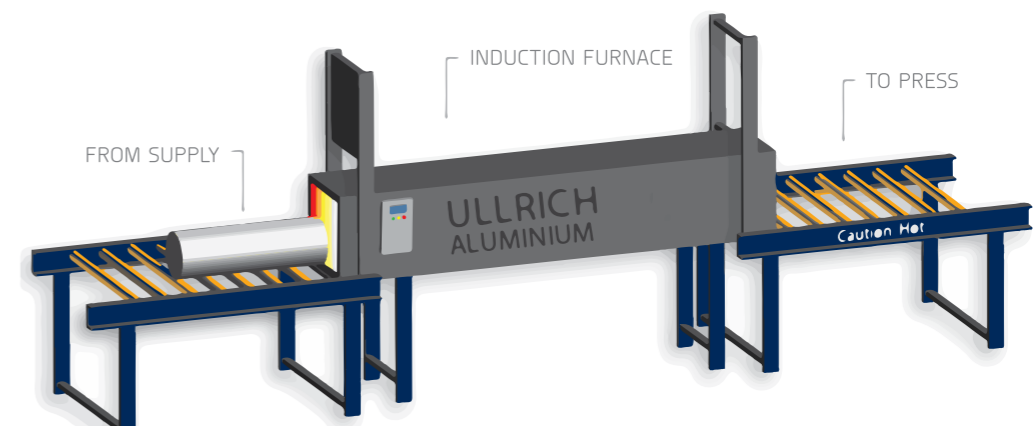
The aluminium process begins with the design process. The function of the profile will determine the shape of the die and the alloy required to form the extrusion.

Aluminium billet is stocked for the extrusion process, it is cut from a longer length of alloyed aluminium log.



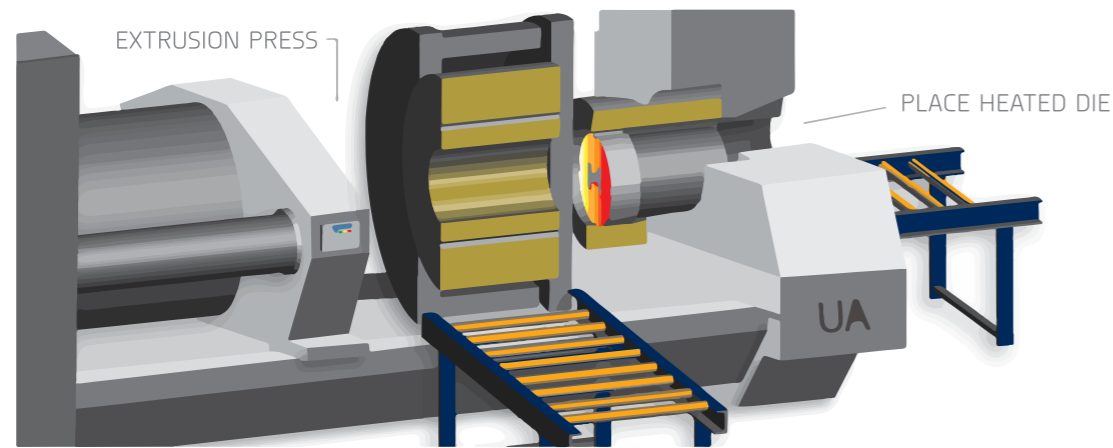
2

The cut billets are softened in a heating induction furnace at approximately 660°C.



3

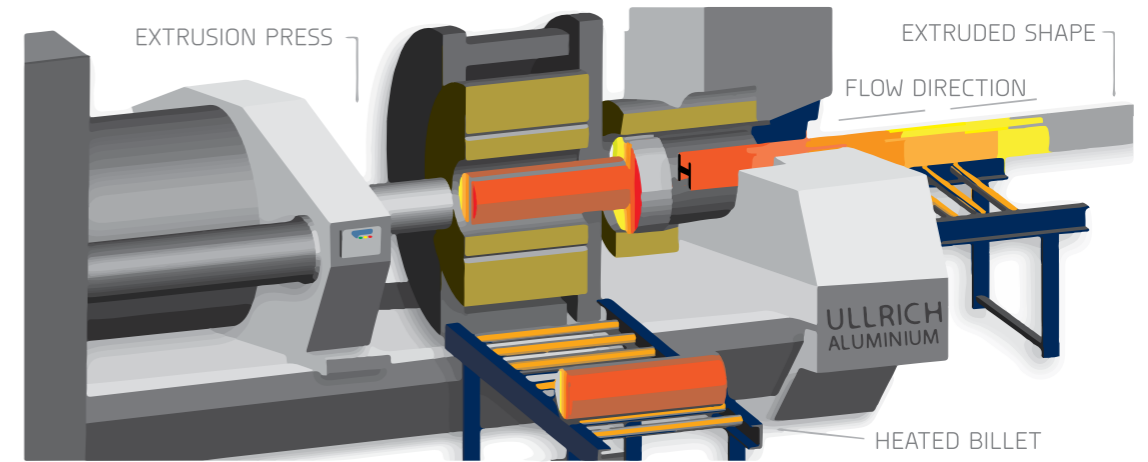
The extrusion process takes place with the billet heated between 375°C - 500°C depending on the alloy being used. The extrusion tools and dies are preheated.



5

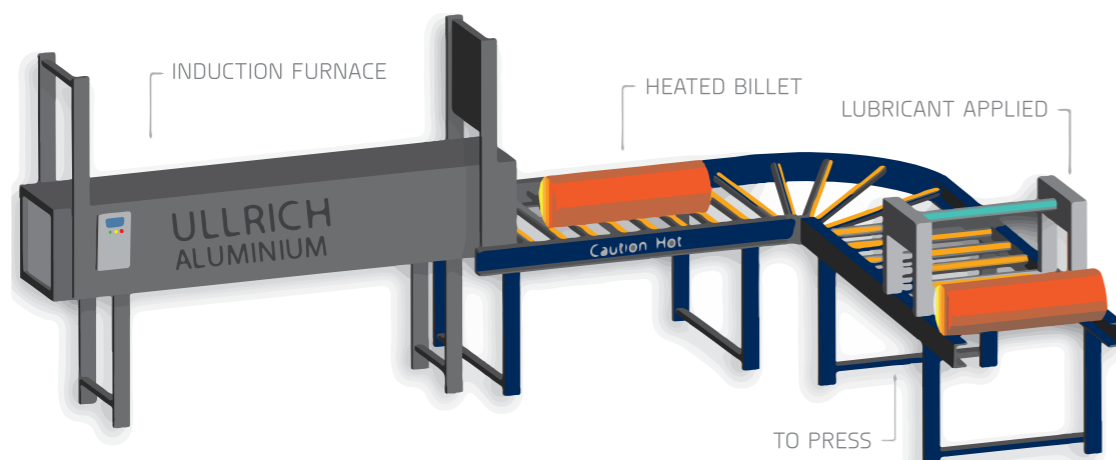
The extrusion process begins when the ram starts applying around 15,000 tons of pressure to the billet.

Extrusion rates vary depending on the alloy used and the shape of the extrusion.



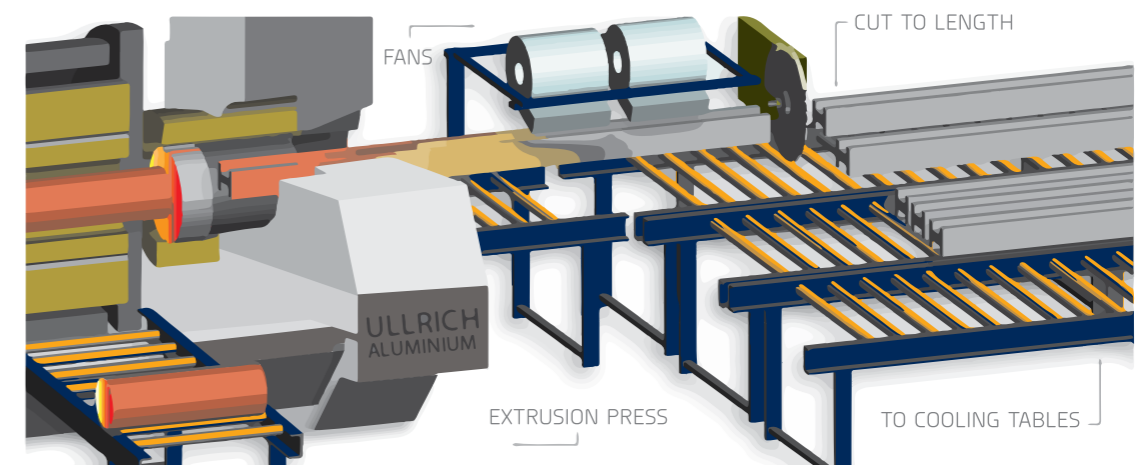
4

The aluminium alloys for extrusion need to be heated to 450°C it is vital that a release agent or lubricant is applied between the aluminium billet and the dummy block.



6

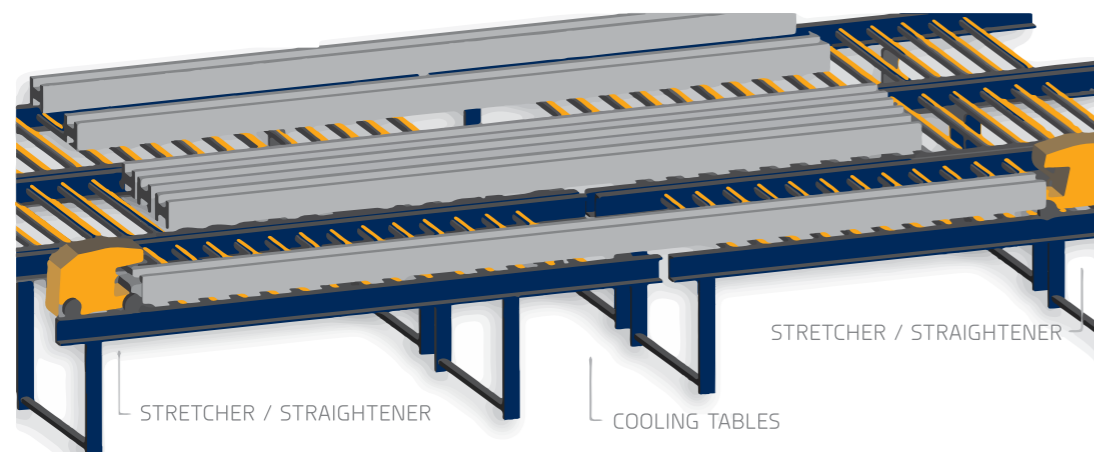
Depending on the billet size and die opening, a continuous extrusion as much as 40m long may be produced.



7


Depending on the alloy, the extrusion is cooled naturally or through the use of air or water.

The extrusion is then transferred to a cooling table where a stretcher and/or a straightener is applied.



9

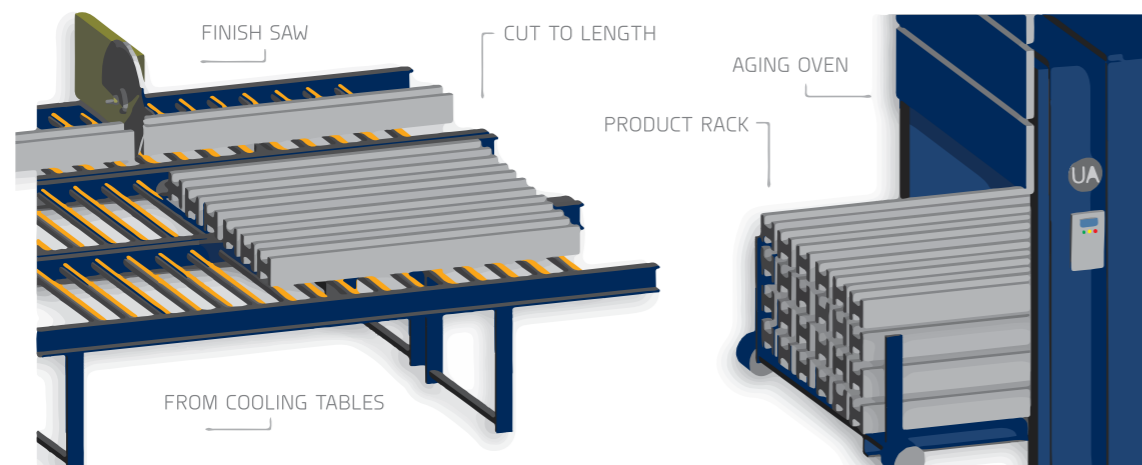
The profiles are moved to other areas of the plant for finishing or fabricating or packed and prepared for shipment.



8

A finish cut saw is used to cut the profile to the specified commercial length.

Some extrusion alloys reach their optimal strength through the process of aging also known as precipitation heat treatment.



Eilbeck

ULLRICH

ALUMINIUM

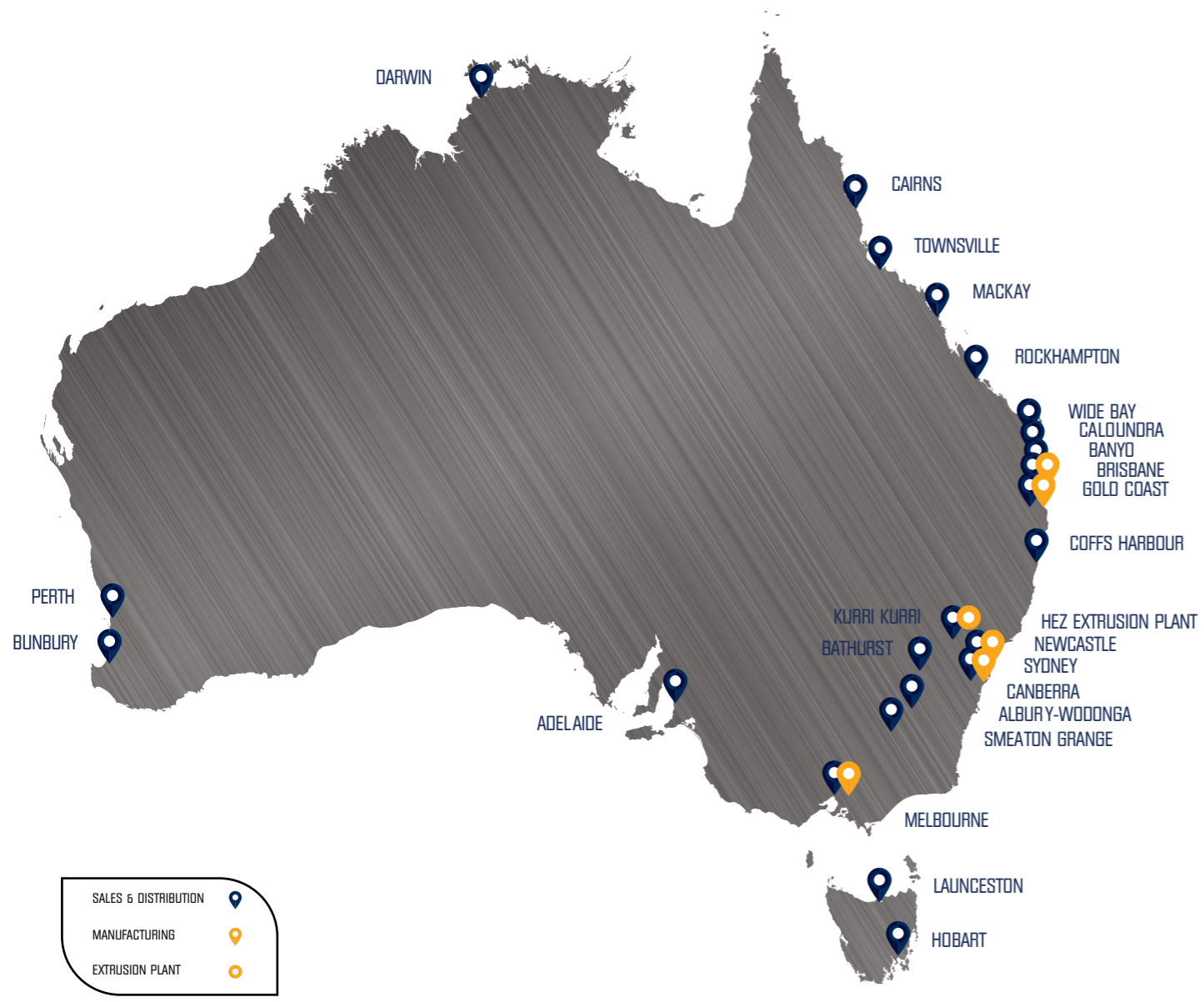
Eilbeck

ULLRICH

ALUMINIUM

ABUS





NEW SOUTH WALES

Sydney General Enquiries:
185-187 Woodpark Road
Smithfield, NSW 2164
+61 (2) 8787 7400

Sydney Fabrication:
185-187 Woodpark Road
Smithfield, NSW 2164
+61 (2) 8787 7468

Sydney South:
15 Blackmore Road
Smeaton Grange, NSW 2567
+61 (2) 4646 2200

Kurri Kurri:
HEZ Extrusion Plant
Lot 1, Bromage Road
HEZ Industrial Estate
Kurri Kurri, NSW 2327
+61 (2) 4937 4700

Newcastle:
6 Steel River Boulevard
Mayfield West, NSW 2304
+61 (2) 4949 2600

Bathurst:
10 Bradwardine Road
Robin Hill, NSW 2795
+61 (2) 6339 8900

Coffs Harbour:
13 Cook Drive
Coffs Harbour, NSW 2450
+61 (2) 6690 2400

Albury-Wodonga
28 Fallon Street
Albury, NSW 2640
+61 (2) 6049 9800

NEWCASTLE FABRICATION

6 Steel River Boulevard
Mayfield West, NSW 2304
+61 (2) 4949 2600

SOUTH EAST QUEENSLAND

Brisbane:
20 Ron Boyle Crescent
Carole Park, QLD 4300
+61 (7) 3718 1400

Banyo:
40 Buchanan Road
Banyo, QLD 4014
+61 (7) 3335 6700

Caloundra:
37 Enterprise Street
Caloundra, QLD 4551
+61 (7) 5390 7600

Gold Coast:
24 Township Drive
West Burleigh, QLD 4219
+61 (7) 5586 1500

BRISBANE FABRICATION

20 Ron Boyle Crescent
Carole Park, QLD 4300
+61 (7) 3718 1400

QUEENSLAND

Cairns:
16 Spoto Street
Woree, QLD 4868
+61 (7) 4252 3200

Townsville:
5 Whitehouse Street
Garbutt, QLD 4814
+61 (7) 4720 7100

Mackay:
105-111 Maggilo drive
Paget, QLD 4740
+61 (7) 4952 4157

Rockhampton:
103 Stanley Street
Rockhampton, QLD 4700
+61 (7) 4923 8600

Wide Bay:
48B Lower Mountain Road
Dundowran, QLD 4655
+61 (7) 4196 9000

NORTHERN TERRITORY

Darwin:
114 Reichardt Road
Winnellie, NT 0820
+61 (8) 7929 8400

WESTERN AUSTRALIA

Perth:
17 King Street
Bayswater, WA 6053
+61 (8) 9473 4700

Bunbury:
33 Clifford Street
Davenport, TAS 6230
+61 (8) 9725 9900

TASMANIA

Launceston:
86 Invermay Road
Launceston, TAS 7250
+61 (3) 6327 8600

Hobart:
123 Albert Rd
Moonah, TAS 7009
+61 (3) 6278 0000

VICTORIA

Melbourne:
893 Princes Highway
Springvale, VIC 3171
+61 (3) 9567 7200

SOUTH AUSTRALIA


Adelaide:
57 Diagonal Road
Pooraka, SA 5095
+61 (8) 8300 2500

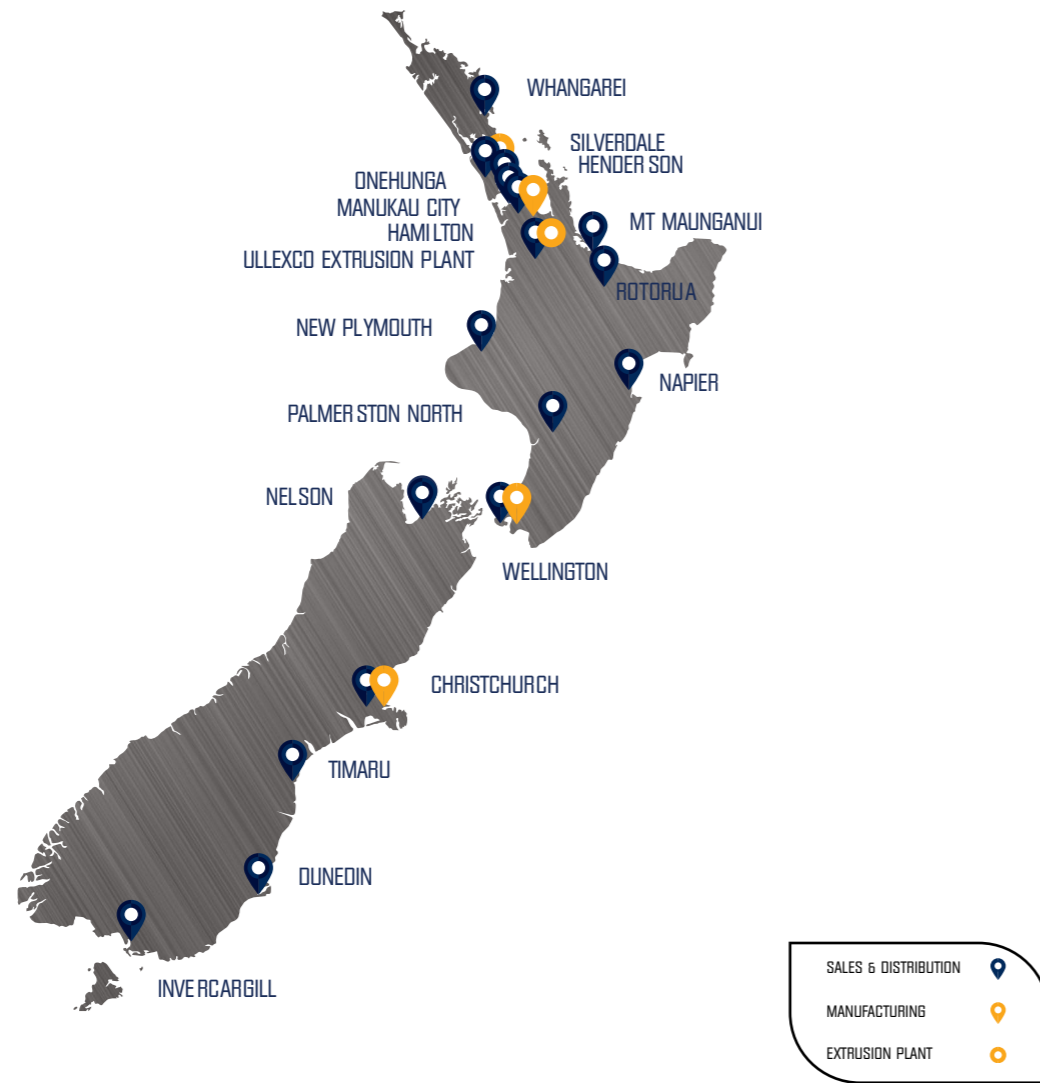
ACT REGION

Canberra:
12 Sawmill Circuit
Hume, ACT 2620
+61 (2) 6243 9700

FOR FURTHER INFORMATION CALL **1300 650 075**

TO VIEW THE FULL RANGE OF ULLRICH ALUMINIUM PRODUCTS VISIT: www.ullrich.com.au





NORTHLAND

Whangarei:
2 Gumdigger Place
Raumanga
Whangarei, 0110
+64 (9) 438 7380

NORTH HARBOUR

Silverdale:
24 Anvil Road
Silverdale, 0932
+64 (9) 427 0017

AUCKLAND

Auckland West:
65 The Concourse
Henderson
Auckland, 0610
+64 (9) 836 6061

Auckland Central:
151 Neilson Street
Onehunga
Auckland, 1061
+64 (9) 276 3789

Auckland South:
118 Wiri Station Road
Manukau City
Auckland, 2104
+64 (9) 262 6262

Export Division:
118 Wiri Station Road
Manukau City
Auckland, 2104
+64 (9) 262 6262

WAIKATO

Pukete Industrial
Estate:
Maui Street
Pukete
Hamilton 3200
+64 (7) 849 2909

BAY OF PLENTY

Tauranga:
17 McDonald Street
Mt Maunganui
Tauranga, 3116
+64 (7) 575 3499

Rotorua:
124 Riri Street
Mangakakahi
Rotorua, 3015
+64 (7) 346 8213

HAWKES BAY

Napier:
Corner Niven Street
& Edmundesen Street
Onekawa
Napier, 4110
+64 (6) 843 3114

TARANAKI

New Plymouth:
75-77 Hurlstone Drive
Waiwhakaiho
New Plymouth, 4312
+64 (6) 759 9120

MANUATU

Palmerston North:
8 Railway Road
Roslyn
Palmerston North, 4414
+64 (6) 356 2007

WELLINGTON

Wellington:
1 Cornish Street
Korokoro
Lower Hutt, 5012
+64 (4) 568 8188

TASMAN

Nelson:
6a Forests Road
Stoke
Nelson, 7011
+64 (3) 547 4103

CANTERBURY

Christchurch:
9 Williams Lewis Drive
Sockburn
Christchurch, 8042
+64 (3) 366 7939

Timaru:
60-64 Racecourse Road
Washdyke
Timaru, 7910
+64 (3) 688 7649

OTAGO


Dunedin:
391 Kaikorai Valley Road
Bradford
Dunedin 9011
+64 (3) 453 0679

SOUTHLAND

Invercargill:
25 Bond Street
West Invercargill
Invercargill, 9810
+64 (3) 218 4124

FOR FURTHER INFORMATION CALL **0800 500 338**

TO VIEW THE FULL RANGE OF ULLRICH ALUMINIUM PRODUCTS VISIT: www.ullrich.co.nz





SALES ENQUIRIES 1300 650 075

www.ullrich.com.au