

CATALOG I



**A5 Adventures** offers innovation and value to the climbing community. Our origins began in filling the empty niche of quality wall-climbing products; most notably, the big wall hammer (a needed product long neglected by the climbing industry). Since then, we have been proving that good quality, good value, and good products designed by the climber for the climber is a successful formula, and our growing facilities and capabilities will ensure the continuation of this formula. Present facilities include a large prototype/manufacturing warehouse (1800 ft<sup>2</sup>), a computerized business system, a large inventory of products to ensure speedy delivery, and most importantly, an efficient A5 team. The A5 team consists of Jim Gaun and Brent Fogelberg (ordering/shipping), Kyle Copeland (sewing), John McMullen (outrageous graphics), and myself, John Middendorf (general shuffling). Combined, our climbing experience exceeds 50 years.

We'd like your business; call or send your order for fast delivery of what you need for adventure!

**Phone orders: (602) 779-2088.**



**Flagstaff, Az.**

## The A5 Big-Wall Hammer



**Item#AV100  
Price: \$75.00**

The definitive big-wall hammer; in fact, the *only* true big-wall hammer available today.

- Forged, one-piece, 18½ ounce chrome-moly aircraft steel head (*forged*, not cheaply cast like other supposed wall hammers).
- Multiple-use vertical carabiner hole.
- Pick designed for optimal wall function: pointed enough for intricate copperheading, yet blunt enough for power piton-cleaning.
- Aesthetic and durable hickory handle for quality feel, and excellent vibration/damping characteristics.
- Perfect balance and weight for efficient all-day swinging.
- Comes with shoulder-sling and attached lanyard.
- Ten-wall guarantee.

**Guaranteed:** If for any reason, the A5 hammer is unusable for its tenth big-wall, return it to A5 for free reconditioning. Replacement handle kits available on request.

## A5 T-shirts


•The Overhanging Man. Assorted colors.

Specify S,M,L,XL.

**Item #AV50 \$8.00 ea.**

•Nose-in-a-Day.TM

**Item #AV55 \$10.00 ea.**





A5 is proud to introduce our new line of software. Here at A5 we strive to create products that are innovative and above all functional climbing tools. A constant turnover of prototypes in the field ensure tested quality. Kyle Copeland, A5 software manager, has had years of experience in the climbing software industry, and has proved to be a valuable addition to the A5 team. His impressive climbing experience (extensive Desert Sandstone and Long's Peak ascents) is built into all A5 software designs.

Our software line is designed to be an integral part of your climbing system. Guaranteed!

# A5 Wall Condo Portaledge

- Frame:** 6061-T6 Aluminum hang-gliding tubing.
- Corners:** High-alloy replaceable copper corners.
- Suspension:** Easy to adjust and removable.
- Bed:** Packcloth with reinforced side.
- Fly:** Heavy-duty oxford storm fly, reinforced on the wall-side, drawstring closure.
- Condo:** Fully adjustable, packcloth, super comfy!

Easy to set up, and way bomber. Outside corner system eliminates twisting, parallelograming, hourglassing.

Weight: 12 pounds for the complete 2-man system.

## Prices

Ledge, fly, and condo: Regular:\$275 Large:\$285

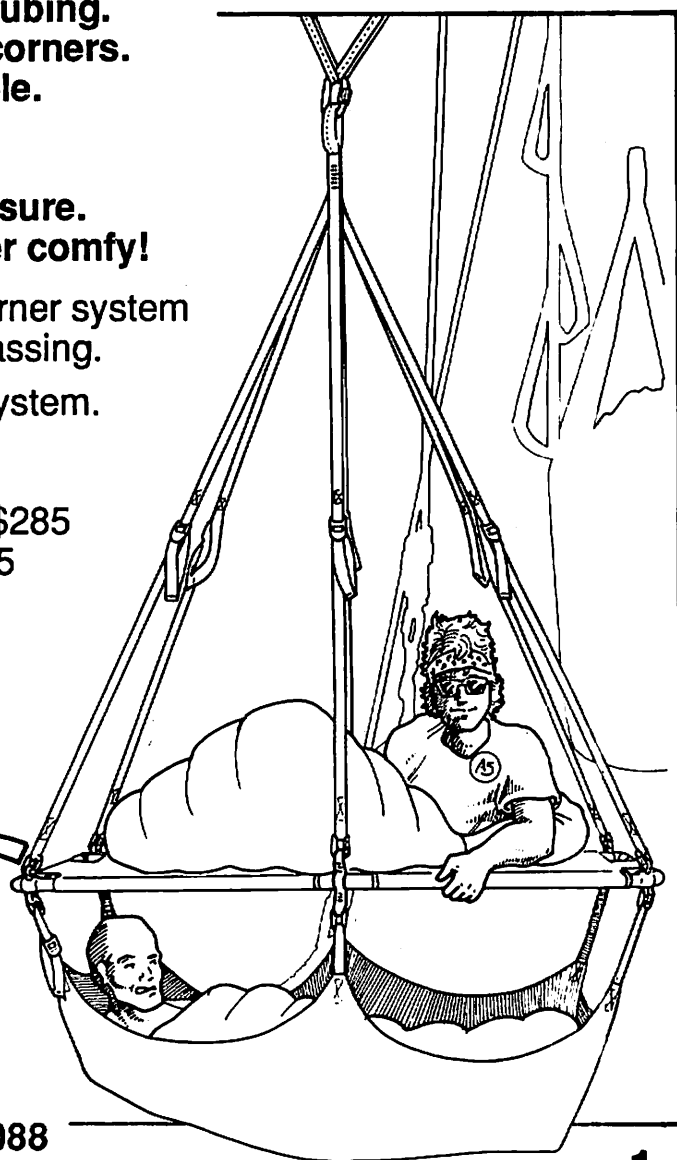
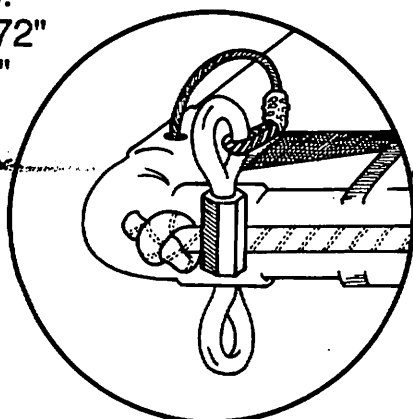
Ledge and fly only: Regular:\$245 Large:\$255

Condo only: \$50

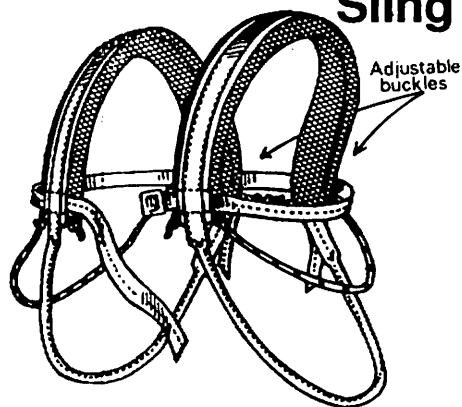
Sizes available:

Regular: 24" x 72"

Large: 27" x 81"



## A5 Adjustable Big-Wall Double Gear Sling

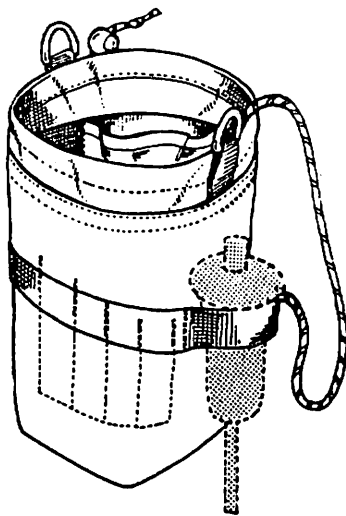


Hot, heavy, uncomfortable racking systems are history! Our Big-wall racking sling shows that experience and design create the best equipment. The wide padded gear slings are constructed of 1" webbing with adjustable buckles on both sides; 1/2" foam covered by soft bunting and lock-mesh forms the padding. An adjustable 1" web chest strap secures the harness to your torso creating a good chest harness. The 4mm secondary gear sling is great for all your extra biners. The slings can be used individually when the chest strap and perlon are removed. If you're looking for a great gear sling, we have it!

One size, assorted colors.

**Item #AV09 Price: \$30.00**

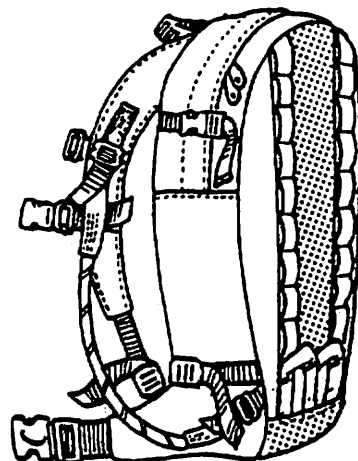
## A5 Bolt Bag



Big-wall experience has made this the ultimate bolt-bag design. The internal pockets make it easy to keep gear arranged: a large pouch for bolts and a special tool pocket (4 slots) to keep bits and wrench in place. Three solid D-rings (one internal for attaching a drift-pin leash) allow for easy tie-in of tools and good clip-in points. One inch web holster outside of bag keeps the drill or hammer handy. Drawstring closure. Made from 11 oz. Cordura.

**Item #AV06 Price: \$18.00**

## A5 Assault Pack



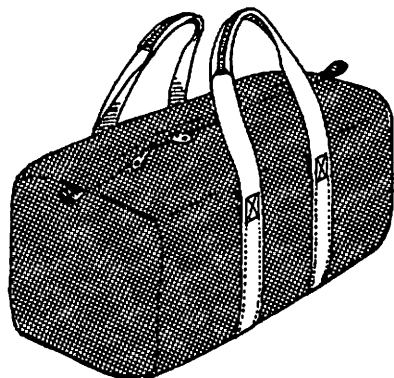
This ain't no book bag! We've designed the assault pack around the alpine climber. The pack is designed with a very low profile and anatomical shape. Made to be worn while climbing, the pack has adjustable and removable racking slings on both sides. Three SR1 buckles on the sides and top act as compression straps and convenient clip-on straps for ropes or gear. This is a great ice climbing pack! The pack has a full-length ballistic crampon patch (and bottom) with two 1" daisies sewn to both sides. Two ice axe loops are sewn into the bottom.

Volume: 1000 cu. in.

Weight: 22 oz.

**Item #AV14 Price: \$80.00**

## A5 Travel Duffle



This heavy-duty duffel is constructed of 11 oz. Coated Cordura with 2" seatbelt web handles and 2-way heavy-duty #10 coil zip. All seams are taped. A simple and affordable design.

Reg-3,500 cu.in. (wt. 2 lbs.)

**Item #AV16 Price: \$45.00**

Big-5,000 cu.in. (wt. 3 lbs.)

**Item #AV12 Price: \$55.00**

## A5 Big-Wall stuff bags

Essential for big-wall organization. With clip-in loop and 36" tie-in string inside. Drawstring closure. Made of 8 oz. pack cloth. Colors: red, blue, or black.

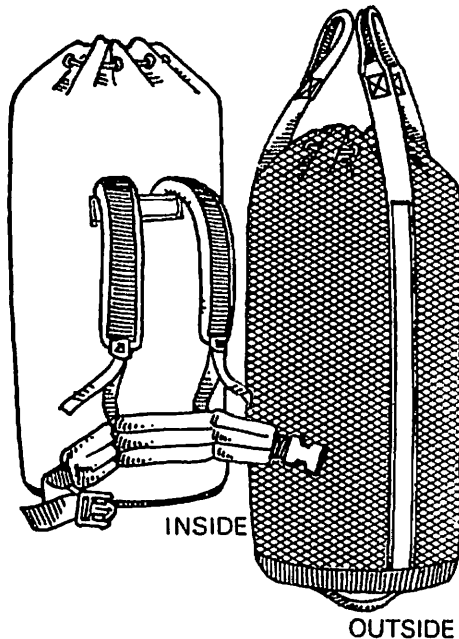
**Small: Item #AV21 \$3.00**

**Med.: Item #AV22 \$4.00**

**Large: Item #AV23 \$5.00**



## A5 Skyscraper Haulbag




The advantages of simplicity will be obvious to you after you use the Skyscraper. The sewn-on harness (padded with 1/2" EVA foam) will get your gear to the base of the wall in comfort. Just turn the bag inside-out and you have a three-point suspension. One hauling point is independent so as to allow easy access to the main compartment while the bag is hanging. Sewn with heavy 99 wt. thread and constructed of 18 oz. ballistic cloth, this is a haul bag that is tough to beat. 2 sizes.

Regular: 7,000 cu. in.

**Item#AV15 Price: \$75.00**

Large: 10,000 cu. in.

**Item#AV03 Price: \$95.00**



# On applying Yosemite Big Wall Techniques to the remote ranges of the World. By John Sherman.

If we'd wanted to fail on a wall, we couldn't have planned it better. Seven raps down chimneys got us to the base of the North Wall of Mt. Buffalo Gorge in Southeastern Australia. The haulbag on my back kept trying to flip me upside down, but luckily my \$8.88 K-mart lawnchair-portaledge would frequently jam in the chimneys and right me.

At the base we unloaded the haulbag to discover our first casualty. Fortunately there were 23 more beers where that came from, not to mention the cask of wine. Should be enough to last ten pitches. I was aware that we could knock off this liliputian excuse for a wall in a day, but Stumpy insisted he wanted a real Californian Big Wall Experience, hence the lawnchair, \$3.99 hammock, two tape bubbabox, 15 cassettes, spare batteries, refreshments, etc.

In fact, everything one could want on a wall, except a pulley.

I'd planned on a casual four pitch a day pace, which would stretch the beverage supplies a bit thin. Hey, we were out for adventure. We

got it. Hauling the first two pitches took longer than leading them. Much longer. The third pitch was Stumpy's first aid lead. Halfway up he announced he was "real scared". Two placements later he declared, "I'm pooing." The next piece popped when tested and that was it for Stumpy's aid career. When I topped the third pitch, it was obvious we could never haul over the edge of the belay ledge so the decision was made to return to the ground and lighten the bag. In the dark. (Our spare tapedeck batteries wouldn't fit in the flashlight).

An enjoyable day was

spent deflating the haulbag and exhausting the batteries. The next day dawned wet, removing the option of climbing out. We saddled up and started the long rugged hike down the canyon. Hiking in the river itself proved easier and no wetter than bashing and falling through the face-high brackens on the banks. Four miserable hours of communing with the trout later, we finally sighted the trail. The hikers pointed at us in disbelief. I don't blame them. We were standing at the lip of a ninety foot waterfall with no choice but to head back up the steep-walled gorge.





## Big-Wall Hardware


A5 supplies the finest in rock-climbing gear. Our selection process is based on #1: Quality; #2: Function and Utility, and #3: Value. Extensive in-field testing of new products assures only the best!

### Standard Big-Wall Rack for a Moderate Nail-up.

- ✓ 2-3 sets of Friends (or equivalent),
- ✓ 1-2 sets TCU's.
- ✓ 2-3 sets Wired Stoppers.
- ✓ 2-3 sets small Wired Brass Nuts.
- ✓ 80 Carabiners.
- ✓ Hook selection (3-5 of the standard types).
- ✓ Copperhead selection (10-25).
- ✓ Pitons (5-10 knifeblades, 10-20 horizontals, 15-25 angles).
- ✓ Small Bolt Kit (optional).
- ✓ Tie-offs (25), Runners (10-20).

### Betabiner

SMC's high quality, all-purpose oval beta-biner now available at a special price.  
Strength: 4000 lbs. Wt: 2.1 oz.  
**Item#C01      10 for \$30**



## Carabiners

### A-SMC New Ovals

Strength: 5060 lbs. Weight: 2.2 oz.

**Item #C03 \$4.50 each**

### B-SMC Light D

Strength: 4620 lbs. Weight 1.7 oz.

**Item #C02 \$4.50 each**

### C-Bonaitti D's

Strength: 6600 lbs. Weight 2.3 oz.

**Item #C08 \$5.50 each**

### D-Bonaitti Large D

Strength: 5700 lbs. Weight 2.5 oz.

**Item #C10 \$6.00 each**

### E-Omega Camo biners

Strength: 4500 lbs. Weight 2.2oz.

**Item #C07 \$6.00 each**

### F-SMC Betabiner Locking D

Strength: 5500lbs. Weight 2.5 oz.

**Item #C04 \$5.00 each**

### G-Bonaitti Large Locking D

Strength: 5800 lbs. Weight 2.5 oz.

**Item #C09 \$6.50 each**

### H-Clog HMS Screwgate

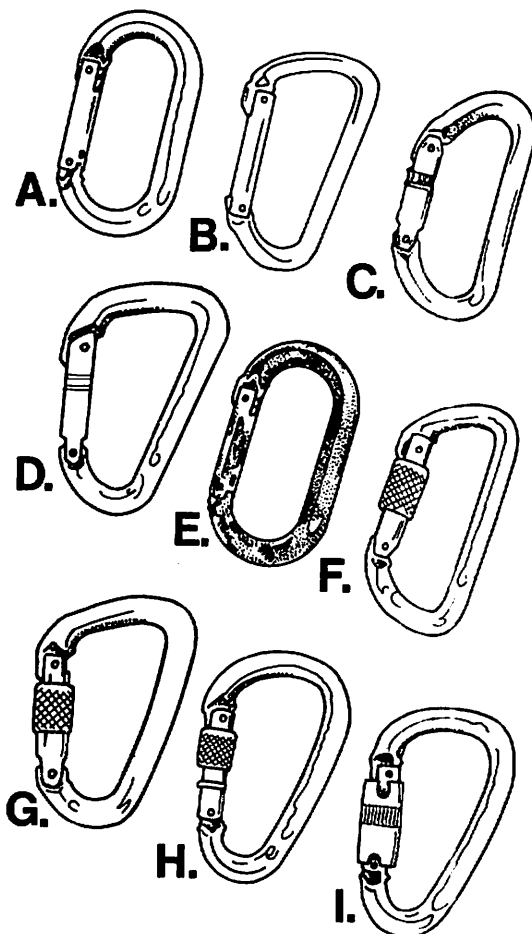
Strength: 6100 lbs. Weight 3.3 oz.

**Item #C11 \$11.00 each**


### I-Clog HMS Twistlock

Strength: 6100 lbs. Weight 3.4 oz.

**Item #C12 \$16.50 each**



**A5 Adventures Flagstaff, AZ (602)779-2088**



## Wired Bliss Products

Well manufactured, innovative gear.

**A. TCU's:** (the original three cam units)

Sizes: 0.4", 0.5", 0.75", 1.0", 1.5"

**Item #CP0X (specify size) \$30.00 each**

**B. Jumbo Buds:** Large rigid-shaft 4-cam units; exclusive axle system eliminates wobbliness.

#5.5 (4 1/4" to 5 1/2") **Item #CP06 \$65.00**

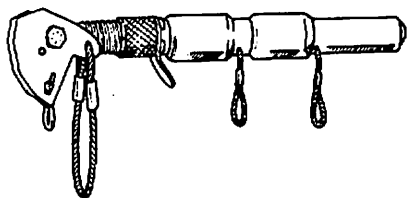
#7 (5 1/4" to 7") **Item #CP07 \$75.00**

## Miscellaneous Gear

**C. Seismo**, by Colorado Custom Hardware.

Incredible wide-crack aid tool. Comes with two extensions (2" and 3"). Tested to 2000 lbs.

**Item #CP40 Price: \$55.00**



**D. BigBros**, by Mountain Hardware.

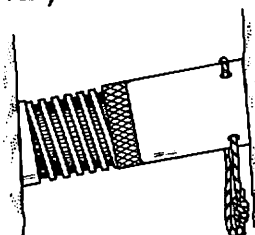
Adjustable Tube Chocks. 4 sizes.

#1 (3.2" to 4.4") **Item #CP50 \$45.00**

#2 (4.0" to 5.8") **Item #CP51 \$47.50**

#3 (5.2" to 8") **Item #CP53 \$50.00**

#4 (7.3" to 12") **Item #CP54 \$52.50**



## Wild Country Gear

**Friends:** 10% discount for 4 or more.

#1: **Item #CP11 \$35.00**

#1.5: **Item #CP12 \$37.50**

#2: **Item #CP13 \$37.50**

#2.5: **Item #CP14 \$41.00**

#3: **Item #CP15 \$41.00**

#3.5: **Item #CP16 \$47.00**

#4: **Item #CP17 \$47.00**

**Replacement Trigger Bars**

Fix your friends... (specify size).

**Item #CP28 \$3.50 each.**

**Wired Rocks**

Set #1 to #9: **Item #CP31 \$45.00**


Mini-set #2 to #7: **Item #CP32 \$30.00**



**HB Offset Brass Nuts**

Set #1 to #6: **Item #CP33 \$45.00**

Mini-set #2 to #5: **Item #CP34 \$30.00**



**F. RP brass nuts**

Still the standard in brass-nuts.

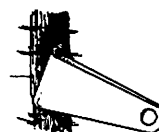
**Item #CP60 \$35.00/ set of 6.**




**E. Leeper Cam Hooks**

Leverage principle for fast aid. 3 sizes.

**Item #H06 \$10.00/ set of 3.**




**CAM HEAD** By John McMullen  
- PLACING A FRIEND -



A5 Adventures Flagstaff, AZ (602)779-2088





## Piton Craft

Piton craft is fast becoming a lost art. The subtle points of pounding on iron, though simple in principle, can be learned only through experience. Learning *not* to overdrive pins takes time. Cleaning your own leads is a good lesson. Many routes like the Zodiac and the Shield are succumbing to the heavy battering from the unskilled hammer.

A good nailer is an aggressive cleaner but is aware of rock destruction. Knocking a pin back & forth the full length it can travel is the most efficient method. To prevent dropping a piton, a "cleaner biner" attached to a sling is clipped in as the pin gets loose; pulling and applying leverage with the cleaner biner/sling aids in final removal.

Expanding flakes, once the nailer's nemesis, have been tamed with modern gear. Clever use of pitons, nuts, and camming units reduces expando from its voodoo reputation to a fairly sane activity. Still, however, cruxes of many modern nail-ups are often thin expanding flakes where a feel for the placement is necessary. Clipping into successive placements with a daisy is recommended with expando.

Stacking pins can be a rewarding challenge. Leeper Z-tons are commonly stacked with angles, but many combinations of pins can be stacked together. A tie-off threaded through the eyes of stacked pins prevents losing them. Often, a sawed off pin can more efficiently take the place of stacked pins.

## Pitons

**SMC Angles:** A: 1/2" (#P11) \$5.00

B: 5/8" (#P12) \$4.00 C: 3/4" (#P13) \$4.25

D: 1" (#P14) \$4.50 E: 1 1/4" (#P15) \$4.75

F: 1 1/2" (#P16) \$4.75 G: 3" Bong (#P17) \$6.00

**H. Stacker's Kit:** Contains the standard big-wall stacking piton selection: 1 SMC 5/16" shallow angle, and 3 Leeper Z-pins (A, B, and CS).

Item # P01 \$15.00

(Other Leeper Z-pins in stock: \$4.00 each).

## Clog Crack Tacks

I. Flat: Item #P89 \$5.00

J. Bent: Item #P88 \$5.00

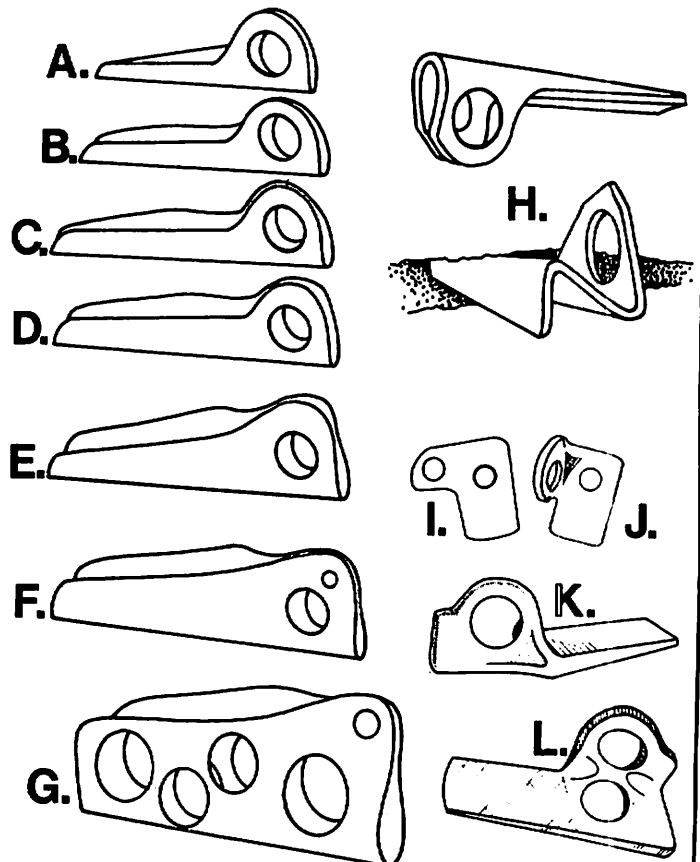
## K. Chouinard Lost Arrows

Specify size #1 to #8. Item #P2X \$7.50 each.

## L. Chouinard Blades and Bugaboos

Knifeblades (standard or thick) #P3X \$6.25 each.

Bugaboos (specify size: short thin, long thin, short thick, long thick). Item #P4X \$7.50 each.



## Bolting Technique

Good drilling technique comes with practice. Experimenting with a variety of techniques and systems will naturally optimize your ability to place a good bolt. Here are the basics:

**Location:** Pick an area in smooth, solid rock, at least ten bolt diameters away from the nearest fracture or edge, considering at the same time the line of pull and convenience for clipping. Optimize the height of bolt with the ease of drilling, which is efficient a 2/3 of your maximum reach. Test for exfoliated or hollow sections with a hammer. The hanger must sit flush with the rock, so small nubbins should be chipped away. Beware, however, that excessive pounding will weaken the rock.

**Starting and drilling the hole:** To begin a hole, use the drill as a chisel, cross-hatching to create a shallow circular indentation.

The hole must be drilled perpendicular to the surface of the rock, so it is important to maintain a steady drilling angle; if the drill is allowed to wander, an oversize hole will result (unavoidable to some degree). Turn the drill at least 1/8 of a revolution between every hammer blow, and distribute the total number of hits at each orientation evenly (with at least 180° total rotation).


As the hole progresses, grip the holder loosely maintaining a steady angle and constant rotation, and allow the drill to rebound slightly (1/4" or so) after each hit. The resulting pneumatic effect helps displace dust, which otherwise slows drilling and encourages binding. Periodically remove the drill and purge the dust. Rock-dust can be conveniently extracted with a moist drill, twisted in the hole and removed.

If the bit binds in the hole, lightly tap on the holder as in normal drilling, and hope that the drill rebounds loose. Do not hammer side to side on a bound drill, as this will surely break it. Erratic hammering will also break a drill; sometimes even normal use will break one. The "unbreakable drill" is a myth, and a broken bit midway into a hole can be ultimately disheartening. After drilling to the desired depth, clean the hole well with a blow tube or a "puffer", a 3 oz. baby enema syringe available at drug stores.

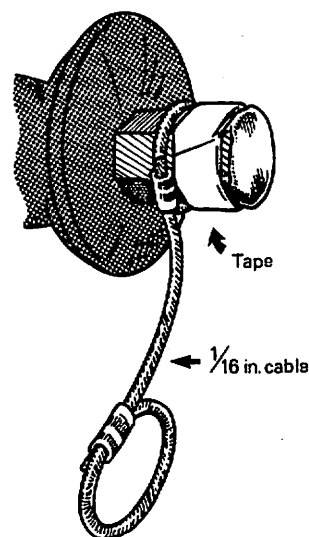
Fast drilling technique is essential for on-lead bolting on small stances. Some on lead drilling tips: select a stance—no hands if possible—and quickly assume a balanced drilling position. Lowered heels will delay the onset of calf burn. Hooks can be used to unweight the rope, or for aid. Maintain a relaxed, steadfast attitude, and avoid procrastination: resting and frequently shifting position is inefficient. Difficult on-lead bolt placement is an uncelebrated art, its perfection requiring boldness and a desire for adventure.

From Climbing #106.

[Note on hanger sizes: 1/4" Rawl buttonheads require a 5/16" hanger; likewise 5/16" buttonheads require a 3/8" hanger (bolts must be tapped through hanger).]



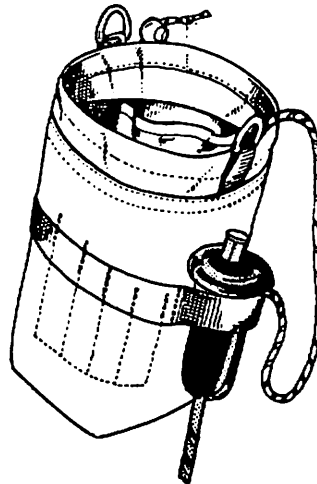
TRADITIONAL BOLTING TECHNIQUE (With aid)



Cable handle leash



"BAD BOLT JU-JU"



## A5 El Cap Bolt Kit

2 pounds of raw courage.

- Includes:
- A5 Deluxe bolt bag.
  - Rawl holder with grip.
  - Leeper drift pin.
  - Blowtube.
  - 2: 1/4" drills.
  - 1: 5/16" drill.
  - 5: 1/4" x 1 1/4" bolts.
  - 5: 1/4" x 1 1/2" bolts.
  - 5: 5/16" x 1 1/2" bolts.
  - 5: 5/16" Hangers
  - 3: 3/8" Hangers.

Item #B00 \$80.00

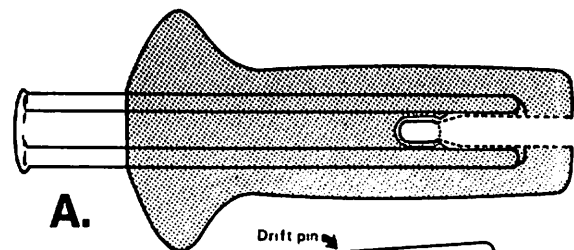
## Rawl System

### A. Rawl Holder

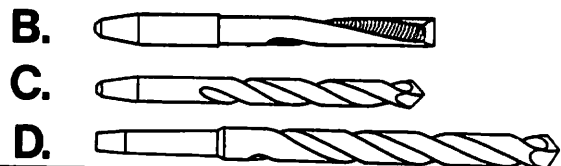
Rawl #14 Holder with rubber grip and drift pin.  
Item #DH01 Price: \$17.50

### Drills for the Rawl holder

- B. 1/4" Mountain High drill. (#D01) \$10.00  
C. 5/16" Dakota drill. (#D02) \$15.00  
D. 3/8" Dakota drill. (#D03) \$16.50



RAWL SYSTEM



## E. Dakota Systems

**Dakota Quad Holder** (for 5/16" and 3/8" drills).

Item # DH02 Price: \$25.00

5/16" Quad drills (#D12) \$15.00 each.

3/8" Quad drills (#D13) \$16.50 each.

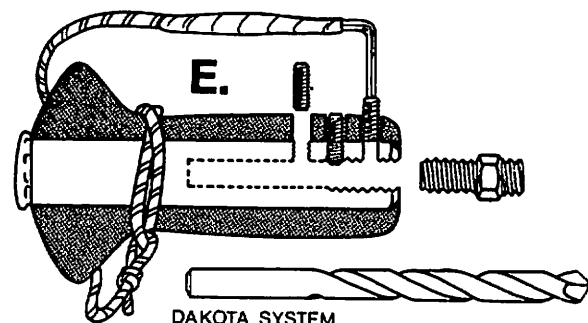
**Dakota Penta Holder** (for 1/4", 5/16", 3/8" drills).

Item # DH03 Price: \$30.00

1/4" Penta drills (#D21) \$14.00 each.

5/16" Penta drills (#D22) \$15.00 each.

3/8" Penta drills (#D23) \$16.50 each.



DAKOTA SYSTEM



# Bolting Gear

## Hangers

**A. SMC** Specify 1/4", 5/16", or 3/8".

#HG0X \$1.75 each.

**B. HME** Specify 1/4", 5/16", or 3/8".

#HG1X \$2.10 each.

**C. Petzl** Specify 5/16" or 3/8".

#HG2X \$3.25 each.

**D. RP Keyhole Hanger**

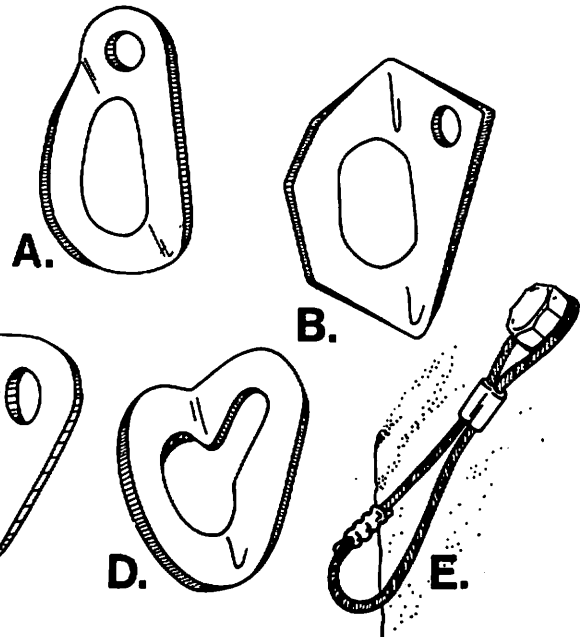
(for 5/16" machine head rivets)

#HG3 \$3.50 each.

**E. Rivet Hangers**--for body weight only.

Specify 3/64", 1/16", or 3/32" cable.

#SW2X \$1.25 each.



## Bolts

**F. 3/8" RawlBolts**

Specify length: 2 1/4", 3", or 3 1/2".

#B1X 80 cents each.

**G. 3/8" x 3" Rawl Set Bolt**

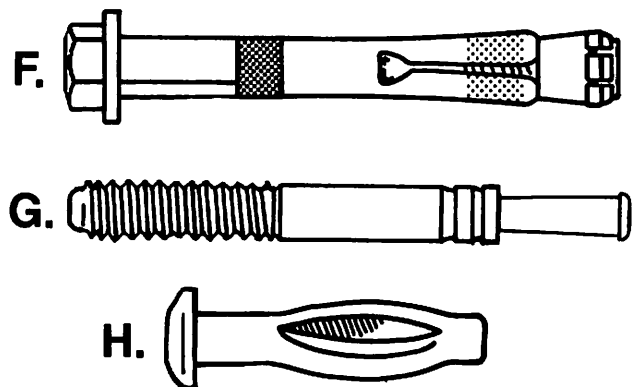
#B14 75 cents each.

**H. Rawl Buttonhead Bolts**

1/4" x 1 1/4": #B01 40 cents each.

1/4" x 1 1/2": #B02 45 cents each.

5/16" x 1 1/2" #B04 50 cents each.

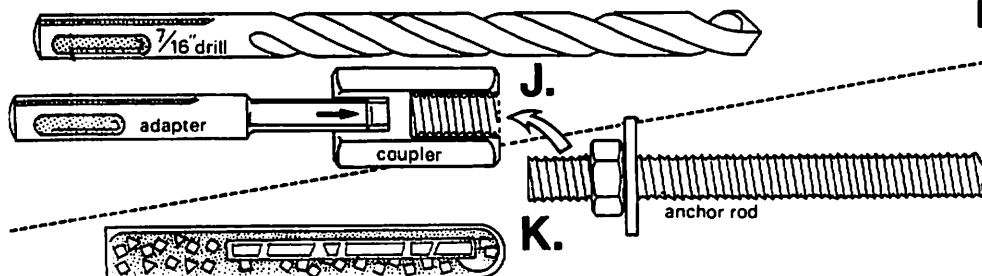


## Chem Stud Anchor System

Chem studs are highly reliable polyester glue-in bolts with higher strengths and longer longevity than regular expansion bolts. If you can wait for the setting time required (20 minutes @ 68°F.), these bolts are for you. SDS motorized impact drill system (Bosch, Hilti) required. Comes with instructions.

**J. Chem stud SDS anchor kit.** #D24 \$24.00

Kit includes: one 7/16" SDS drill, one SDS coupler adapter, and one coupler.

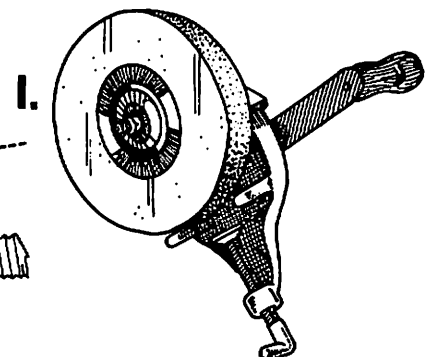


**K. Chem stud capsule and anchor rod.** #B15 \$3.00 ea.

## I. Prairie Hand Grinder

For picnic-table sharpening of tools. Comes with medium grit grinding wheel.

Item # M01 \$25.00





# ORDER FORM

**ORDERED BY:**


Country \_\_\_\_\_

**SHIP TO:**

**date** \_\_\_\_\_

**Office  
use  
only**

**Check or money orders to *A5 Adventures***



JOIN the



**BIG-WALL  
FUN TEAM**

☐ **Yes! I want to join the  
A5 FUN TEAM!**

Enclosed is \$15.00 for my team stuff,  
A5 team tee, big-wall tech. manual,  
big-wall spoon, A5 fun team sticker  
and the new A5 88 catalog. plus  
surprise  
gift!

Name \_\_\_\_\_  
Address \_\_\_\_\_  
City, State, Zip \_\_\_\_\_  
Country \_\_\_\_\_

☐ I'm not into fun but  
I would like a catalog.  
☐ I'm way-into fun but I dont have \$15 bucks.





**For Fast Service  
call: (602)779-2088**

**ORDERED BY:**

Name \_\_\_\_\_

**Address** \_\_\_\_\_

City, State, Zip \_\_\_\_\_

Phone # \_\_\_\_\_

Country \_\_\_\_\_

**SHIP TO:**

**Name** \_\_\_\_\_

**Address** \_\_\_\_\_

City, State, Zip \_\_\_\_\_

Country \_\_\_\_\_

**(Street address preferred.)**

date \_\_\_\_\_

Dr

Ds

## Sh

**Pd**

**Office  
use  
only**

<b>Payment</b> (circle one)	<b>COD</b>	<b>Personal check / Money order</b>	<b>VISA</b>	<b>Master Card</b>
Account # _____				
Exp. Date _____				
Cardholder name _____				
Authorized signature _____				

**Subtotal**

**AZ.6%tax**

## Shipping

**Total**

## Shipping(UPS Unless Otherwise)

Order under \$50.	\$ 3.50
-------------------	---------

Orders \$50.-100.	\$ 4.00
-------------------	---------

**Orders over \$ 100. \$ 4.50**

**COD:add \$ 2.50**

**Alaska , Hawaii:add           \$ 2.00**

**Overseas (insured): add \$ 6.00**

**Wall Condo orders: add \$ 5.00**

**UPS 2nd  
day air**

**\$ 7.00**

**\$ 8.00**


**\$ 9.00**



**Thanks for shopping A5**

**Check or money orders to**

# A5 Adventures



JOIN the



**BIG-WALL  
FUN TEAM**

☐ **Yes! I want to join the  
A5 FUN TEAM!**

Enclosed is \$15.00 for my team stuff,  
A5 team tee, big-wall tech. manual,  
big-wall spoon, A5 fun team sticker  
and the new A5 88 catalog.

plus  
surprise  
gift!

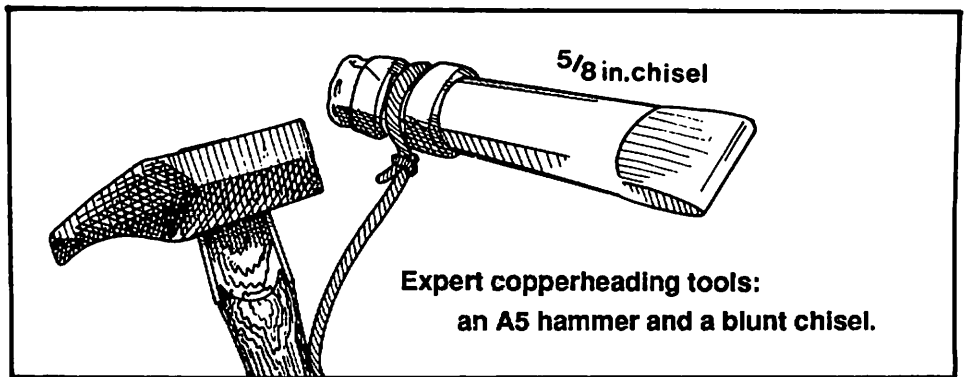
Name \_\_\_\_\_  
Address \_\_\_\_\_  
City, State, Zip \_\_\_\_\_  
Country \_\_\_\_\_

☐ I'm not into fun but  
I would like a catalog.

☐ I'm way-into fun but I don't have \$15 bucks.

## Copperheading

Copperheading is an art, learned through experience. Done properly, the 4-step process illustrated below optimizes a placement. To clean heads, connect a sling from the copperhead to the hammer, and swing upwards, jerking them out (good etiquette calls for leaving them in place if it looks like the wire will rip out). Aluminum heads have the most malleable mashing properties, but copper is more durable. An adequate rack for the Sheild or the Zodiac would be 2#1's, 8#2's, 6#3's, 5#4's, and 3#5's. (#2's are the diameter of a cigarette, #4's and #5's are coined



"cowheads"). Note: though copperhead placements may stink, they never really smell bad.

### A5 Mash-Heads

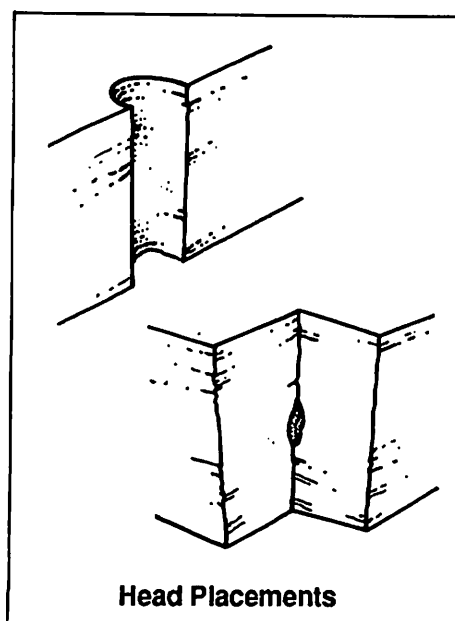
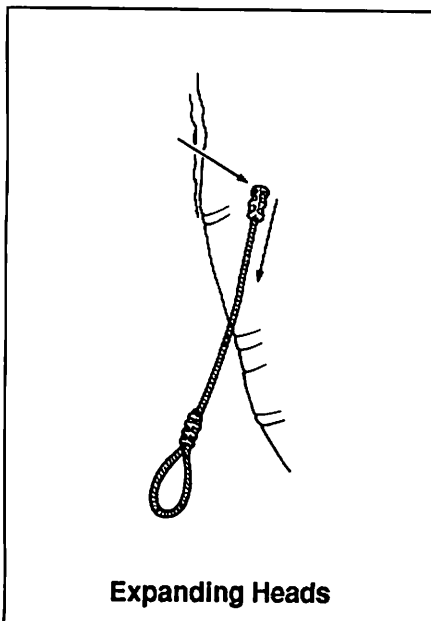
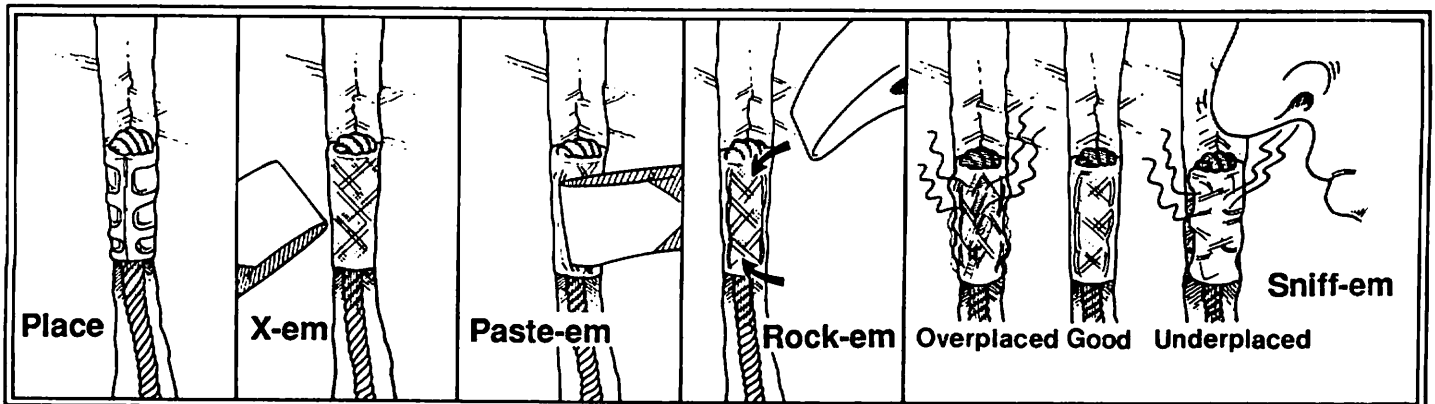

Item #SWX \$1.25 each.

Highest quality Nicopress sleeves.

Copper: sizes #0,1,2,3.

Aluminum: sizes #3,4,5.

Circleheads: sizes #1,2,3,4,5.



### Nicopress Swagers

#64 Tool: Item #M10 \$150.00

Swages #1,2,3,4 heads.

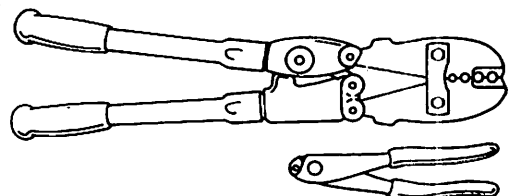
#63 Tool: Item #M11 \$150.00

Swages #3,4,5 heads.

#17-B4 Tool: Item #M12 \$35.00

Swages #0 heads; also good for Friend repair.

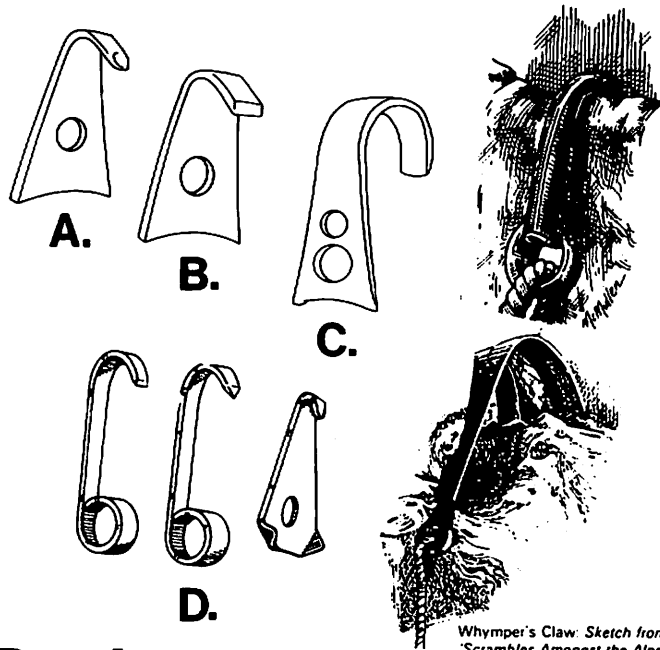
Swages available: 20¢-45¢ each.





# Hooks

- A. Leeper Narrow Logan Hook #H01 \$3.50 each.  
--great for bat-hooking.
- B. Leeper Wide Logan Hook #H02 \$3.50 each.  
--for thin edge hooking.
- C. Cliffhanger--the standard. #H03 \$5.00 each.
- D. Stubia Hooks--3 styles. #H04 \$5.00 / set of 3.



# Books


- Big-Wall Climbing, by Doug Scott. \$15.00  
--out-of-print big-wall classic.
- Basic and Advanced Rockcraft, Robbins. \$7.50.  
--all-time instructional classics.
- Yosemite Guidebook, Meyers and Reid. \$20.00.
- Desert Rock, Eric Bjørnstadt. \$25.00.
- A Cheap Way to Fly, Tim Toulia. \$7.50.  
--Excellent guide to Flagstaff's awesome crags.
- Gorilla Monsoon, John Long. \$12.95.  
--Hoo-man! Some good reading.

# Videos \$39.00 each.

- Moving Over Stone, from Range of Light Productions. Narrated by Doug Robinson. Great climbing footage.
- Basic Rockclimbing, from Vertical Adventures Productions, Inc. John Long teaches rock-climbing.



# CAM HEAD By John McMillen - BAD BIVI! -



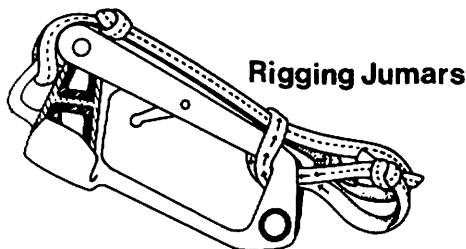


## Ascenders

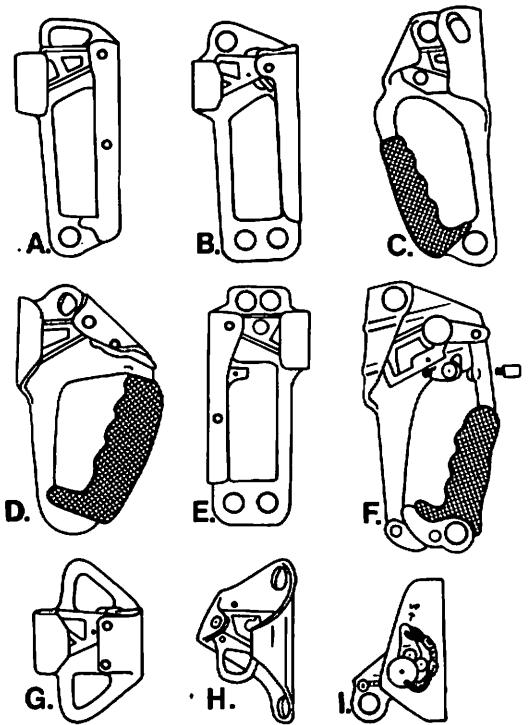
- A. Jumars--the big-wall standard. **#AS02 \$75.00/pr.**
- B. CMI 5004's--strongest design. **#AS04 \$75.00/pr.**
- C. Petzl Expedition Ascenders. **#AS05 \$70.00/pr.**
- D. Clog Expediton Ascenders. **#AS06 \$80.00/pr.**
- E. SRT Ascenders. (Australian). **#AS07 \$125.00/pr.**
- F. Kong Ascenders (hinged handle) **#AS08 \$80.00/pr.**

## Non-handled ascenders

- G. CMI Shorti IV's **#AS09 \$63.50/pr.**
- H. Petzl Chest Ascender. **#AS10 \$33.00 each.**
- I. Gibbs Ascenders. **#AS11 \$30.00 each.**



POWER-DRILLING FROM A DESCENDING DEVICE

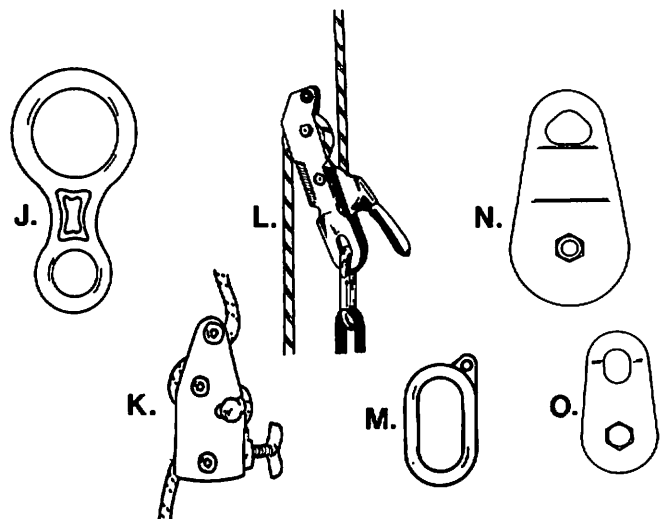


## Descenders / Belay Devices

- J. CMI Forged Figure 8 **#BY01 \$12.00**
- K. Alp Descender **#BY10 \$65.00**  
--allows for no-hand descents; screw adjustment works as speed control as well as complete brake. Works with 9mm to 11.5mm ropes. Weight: 9.4 oz.
- L. Petzl Stop Descender **#BY11 \$50.00**  
--A "let-go-to-stop" descender. Adjustable speed.
- M. CMI Micro Plate (for 11mm ropes) **#BY04 \$6.00**

## Pulleys

- N. SARA Red (bushing). **#PY01 \$14.00**
- SARA Blue (bearing). **#PY02 \$16.50**
- O. Utility back-up pulley. **#PY03 \$6.00**  
--always bring a spare (see p. 4)



# Ropes

--all ropes are 1988 models. Order ropes, cord, web by description.

Rope	UIAA Falls	Weight	Impact Force	Price
<b>Edelrid</b>				
•Classic M 11mm x 50m.	8-9	8 lbs.	2400 lb.	\$134.00
•Classic MD (dry) 11mm x 50m.	8-9	8 lbs.	2400 lb.	\$145.00
<b>Mammut</b>				
•Aro-Galaxy 10mm x 50m.	6-7	6.9 lbs.	1980 lb.	\$110.00
•Aro-Pro 10.5mm x 50m.	7-9	7.4 lbs.	2070 lb.	\$108.00
•Aro-Mezzo 9mm x 50m.	10-12 (1/2 rope)	6.1 lbs.	1500 lb.	\$90.00

## Cord and Web

7mm x 200' Beal Static Line.

**\$60.00**

--Excellent "zip-line" rope for big-walls. 2400 lbs. test.

5mm Static Cord. Strength: 1250 lbs.

**20¢ / foot.**

--used for dasies, cleaner slings.

1/2" Tie-off webbing. 1000 lb. test.

**10¢ / foot.**

--Tie-offs require about 20" to 22" each.

9/16" Tie-off webbing. 1500 lb. test.

**15¢ / foot.**

9/16" Supertape webbing. 2400lb. test.

**20¢ / foot.**

1" webbing. 4000 lb. test.

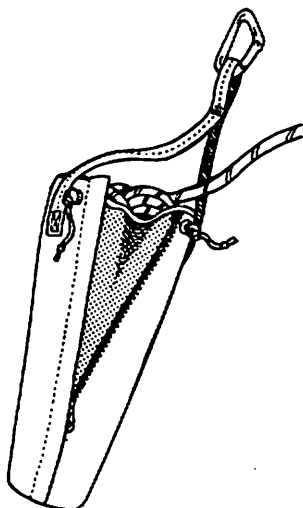
**20¢ / foot.**

--specify: yellow, red, blue, or green.

## A5 Rope Bucket

A5 has taken the old rope bag and made a great climbing tool. The expandable end of the rope bucket allows you to pile your rope into the bucket easily, especially while hanging at belays. Rope then feeds out tangle-free. No more messy coils of rope in your lap! Just zip up the sides after you stuff it and you have a compact rope bag with carrying/tie-in strap. Made of sturdy 11 oz. Cordura. One size fits 11mm and 9mm ropes. Weight: 12oz.

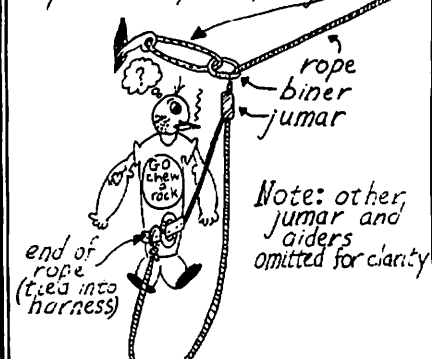
**Item #AV08 Price: \$18.00**



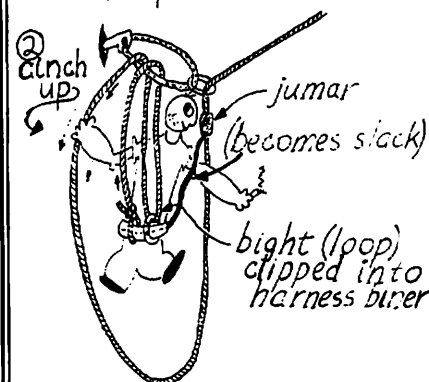
## Cleaning pendulums

(schematic)

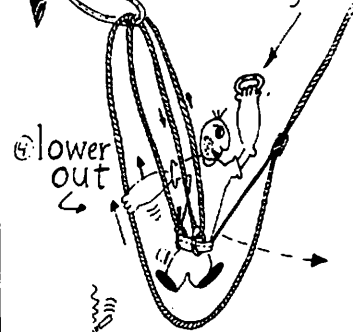
pendulum point & sling



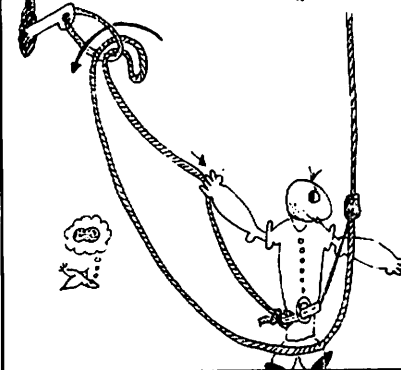
① Pass bight through sling & clip into harness



③ unclip biner from sling



④ unclip bight from harness, pull through sling, and continue...



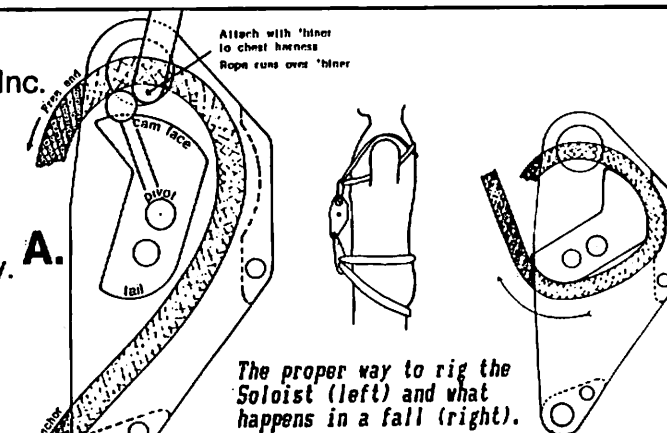


# Rock Exotica, Inc.

New camming devices from Rock Exotica, Inc. with the unique "curved cam interface", which enables the units to achieve incredible non-damaging rope holding capabilities.

## A. The Soloist.

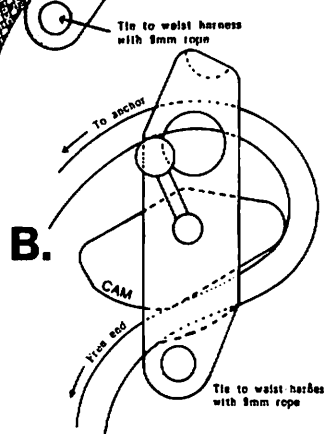
Solo belay device allows for free-feeding belay. Attaches between chest and waist harness. Weight: 10 oz. Item #AS01 Price: \$95.00



The proper way to rig the Soloist (left) and what happens in a fall (right).

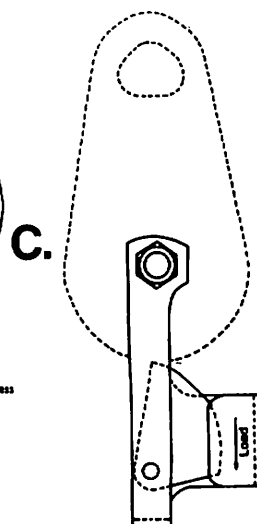
## B. Big-wall Soloist. (the "Soloaid")

Modified version of the Soloist is more secure; requires one-handed feeding of the rope. Weight: 7 oz. Item #AS12 Price: \$80.00



## C. Hauling Pulley.

Super-convenient device for hauling. Attaches to SARA-type pulleys (not included). Weight: 3 oz. Item #AS14 Price: \$35.00



## Other Wall Items

### Fifi Hook

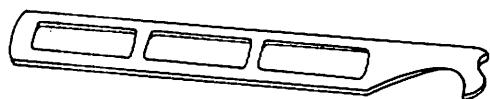
Multiple wall-use accessory hook. Item #H05 \$3.00



### Cleaning Tools


#### Salewa nut-tool

Item #MH01 \$5.00



#### Super Long-dong

Item #P29 \$9.25



### A5 Friend Extractor

Lightweight cable design. Item #SW25 \$2.50

### Deluxe Cheater Stick

With hook and Leeper Friend of a Friend attachments. Comes in plain brown wrapper. Item #M08 \$25.00

### Aiders

Specify 4-step or 5-step. Item #AV4 or #AV5 \$15.00 ea.

### A5 Funkness Device

Swaged cable unit for ground testing of gear. Requires hammer. 36" long. Item #SW50 \$5.00

### Troll Hammer Holster

Item #M02 \$6.50

### Wild Things Air Voyagers

700 lb. Activation force. Short (8-tack): Item #M03 \$6.00 Long (32-tack): Item #M04 \$7.00



"The Duece"

# Accoutrements

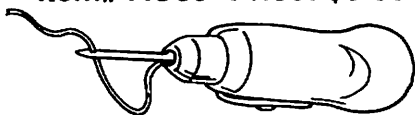
## •Mini-mag Lights

AA size. (Assorted colors).  
**Item # AC02 Price: \$12.00**  
 Extra bulbs for above (2).  
**Item #AC15 Price: \$3.00**



## •Speedy Stitcher

Comes with thread and two needles. Wouldn't go on a wall without one...  
**Item# AC03 Price: \$5.00**



## •Big Wall Sunglasses

Durable high-quality cheapos.  
**Item # AC04 Price: \$10.00**

## •Emergency Rain Suit

Lightweight PVC waterproof jacket and pants, elastic cuffs throughout, one size fits all. Great for summer walls.  
**Item #AC05 Price: \$5.00**

## •Plastic Bivouac Sac

Full-length plastic bivy-sac.  
**Item # AC06 Price: \$5.00**

# Climbing Pants

A5 climbing pants are a low-cost, good quality climbing pant, designed for full freedom of movement and comfort. The unique gusseted inseam allows for zero hinderance while climbing crotch-splitting dihedrals or making knee-to-chin high steps. Moreover, they are comfortable street pants.

Features: •Velcro-closure full wallet-size pocket. •Elastic cuffs •Drawstring waist.

**Sizes:** Small (28" waist or below), medium (28"-32"), or large (32" up).

**Item #AV7 Price: \$20.00**

## •Big Wall Harmonicas

Hohner Special 20. Unbelievable acoustic fun on walls. The perfect toy for long belays.  
**Item #AC01 Price: \$12.50**

## •Big-Wall Skull Caps

Head-hugging Polar-plus warmth from Blue Fin.  
**Item #M50 Price:\$10.00**

## •Sipa-Sipa Footbag

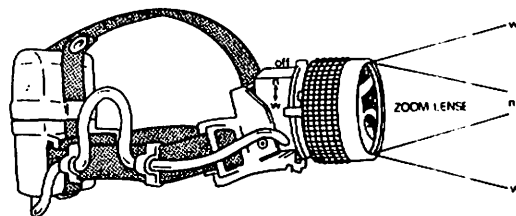
For pre big-wall parking lot fun. Assorted patterns.  
**Item #AC08 Price: \$6.50**



**WARNING!** PLAYING SIPA FOOTBAG ON YOUR PORTALEGE IS WAY RAD!!  
 DONT TRY IT UNLESS YOUR NAME IS YABBO!

## •Petzl Zoom Headlamp

Absolutely, the finest headlamp available. Uses 4.5V (flat, European type) batteries.  
**Item #AC10 Price: \$27.50**  
Duracell Alkaline 4.5V. Batteries  
 Last 18+ hours with the Petzl Zoom.  
**Item # AC11 Price: \$4.00 each.**



## •Headlamp Accoutrements

Petzl Zoom AA battery adapter.  
**Item #AC15 Price: \$6.00**  
Regular replacement bulbs.  
**Item #AC13 Price: 75¢ ea.**  
Halogen replacement bulb.  
**Item #AC14 Price: \$4.00 ea.**  
Petzl "Poche Kangourou".  
 —battery chest pouch for the Petzl Zoom extends battery life in cold weather (6 1/2 hrs. @ -40°C).  
**Item #M07 Price: \$20.00**

### Fine Print Free Stuff


—Request with order.  
 "Wall Drug" Stickers.  
 Big-Wall Spoons.  
 A5 Stickers.



## Big Wall Boots

Still, the best wall boots are home-made. Grinding the forward 2/3 of the tread off a pair of Lavadomes (retaining the heel tread) and resoling it with 5.10 rubber makes for the most durable, functional big-wall boot available. Wall-boot tip: attach a clip-in loop to each boot (through an eyelet).

**5.10 Resole Kits.** Complete.

**Item #AC09 Price: \$15.00/kit.**





## **Big-Wall Hauling Technique**

Finishing a lead isn't all there is to finishing a pitch, for the haulbag's still gotta be hauled. Getting it off the previous anchor is the first task; cooperation between partners is required. Lowering it out is recommended if the pitch leans or overhangs. The illustrations above show some possible big-wall hauling techniques. Make sure to

securely clip the haulbag into each belay in at least two points: the haul-rope and the haul-bag daisy.

### **Illustrations**


- 1. Leg-Hauling:** Ok with a light bag.
- 2. Body Hauling:** Standard technique.

Note: longer length (up to full rope-length) body-hauls are possible. Usually way sporty.

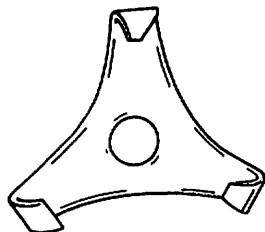
## A5 Innovation

A5's #1 Credo is to innovate and improve. We're committed to the research and development of technological advancements in the fields of rock-climbing and mountaineering. The best climbing gear is functional, versatile, secure, and simple; our goals are to create optimal systems of gear in order to best guarantee success on any adventure.

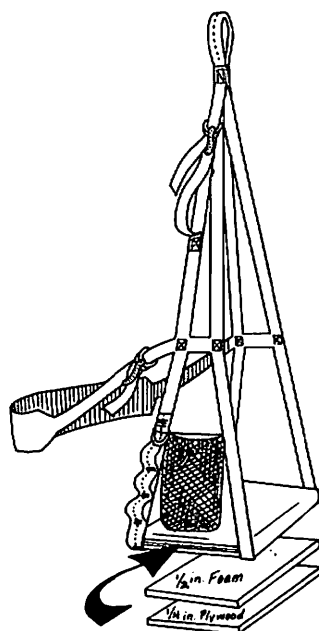
The truest sources of innovation come from the field; our experience and receptiveness in this realm are constantly generating new quality products. Jim Bridwell has been influential; his "Birdbeak" will revolutionize thin seam aid placements. Look for the A5 Birdbeak this Fall.




A friend from Seattle recently introduced to us the new tri-hook, an incredibly stable and versatile hook design: available soon from A5.



Veteran climbers such as Charlie Fowler and Stan Mish have also been involved in our design process. Mugs Stump recently needed a custom-made double porta-ledge for a trip to Alaska. Within a week we had one to him, complete with "shark's fins", a new idea which, for the first time, has made the double porta-ledge a practical reality. Also, in striving to keep the climbing industry innovative as a whole, we have worked on ideas with other companies; Rock Exotica's new hauling pulley (p.16) is an example.

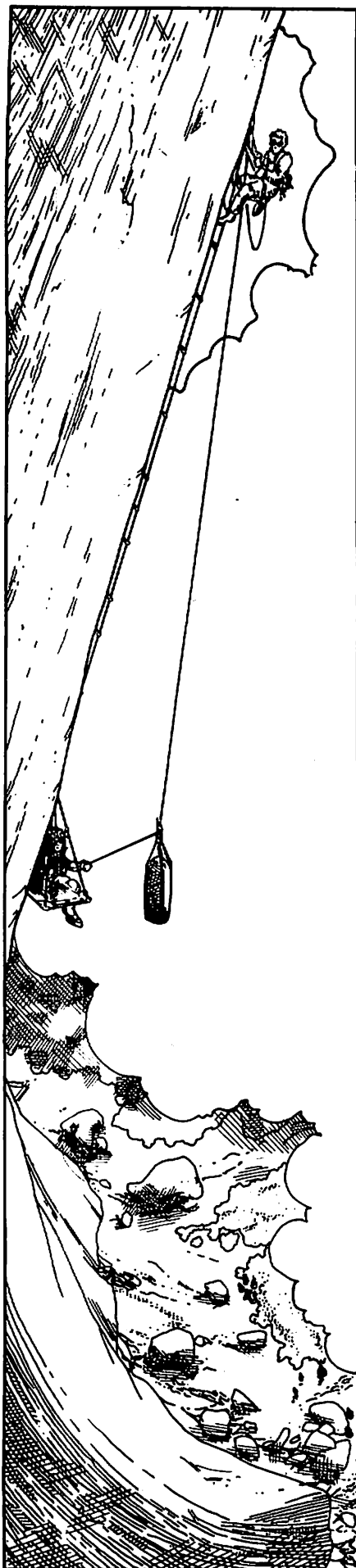


Look for stacks of new, innovative stuff from A5 in the future: belay chairs, sandstone bolts, big-wall adjustable hooks, and more!



## Wild Things Parasails





# Big-Wall Checklist

**Rack** (see page 5).

## Essentials

- ✓ Haul-bag.
- ✓ Porta-ledge or hammock.
- ✓ Ropes (2 or 3).
- ✓ Double gear sling.
- ✓ Pulley.
- ✓ Water bottles.
- ✓ Stuff sacs for gear/food organization.
- ✓ Accoutrements, including speedy stitcher and duct-tape.
- ✓ Food (canned pasta and bagels are good staples).

## Big-Wall Awards

Last year's first place big-wall award (prize: one A5 hammer) went to Xavier Bongard, for his outrageously good humored first solo ascents of Iron Hawk and Lost in America. Contenders for the 1988 Big-Wall awards: send list of 1988 big-wall feats later this year!

**Article contributions** A5 pays \$50.00 per page for articles and stories printed in the catalog. Send to A5, attn: John.

## General Disclaimer

Climbing is a dangerous game. The gear sold herein is designed to create a safer, more efficient climbing system. It is the responsibility of the user to properly evaluate and understanding an item's limitations and potential prior to in-field use. Books and catalogs like this one can help, but are not a substitute for personal instruction from a qualified guide; A5 recommends the following:

Jim Bridwell, Peter Mayfield, and Jay Smith (Extreme Guiding Int'l. 415-654-2510).  
 Mugs Stump (Mugs Stump Mtn. Guides: Alaska, International. 801-572-6070).  
 Steve Quinlan (Jackson Hole Mtn. Guides: Tetons, Wind Rivers. 307-733-4979).  
 Charlie Fowler (International Alpine School, Eldorado Canyon, Colorado).  
 Doug McDonald (Yosemite Mountaineering School).  
 Mike Paul (Joshua Tree).

## Personal Wall Gear

- ✓ Hammer.
  - ✓ Harness.
  - ✓ Aiders.
  - ✓ Jumars.
  - ✓ Headlamp.
  - ✓ Wall-boots.
  - ✓ Fifi hook and daisies (1 or 2).
  - ✓ Rain and cold-weather gear.
  - ✓ Knee-pads and gloves.
  - ✓ Wall-spoon and Swiss knife.
  - ✓ Sleeping bag and ensolite.
- Other stuff** (optional).
- ✓ Bubba box and tapes.
  - ✓ More accoutrements (i.e. sunglasses, aspirin, hand cream).

## Ordering Information

Order Direct from A5 for fast service; include name, address (street address is best), and phone number. Use item numbers, and add shipping.

### Shipping

Orders under \$50: add \$3.50.  
 Orders \$50 to \$100: add \$4.00.  
 Orders over \$100: add \$4.50.  
 \*Add \$2.50 for COD orders.

**Call:**

**(602)-779-2088**



**A5**  
Adventures  
Big Wall Outfitters



© A5 GRAPHICS

El Capitan, S.E. Face Topos



# Unconditional Guarantee **A5 Adventures** Flagstaff, Az.

If for any reason you are disappointed with any product obtained from A5, return it with explanation for your choice of replacement, credit, or refund.

(602)779-2088

## Catalog Contributors

- \* John McMullen
- \* John Middendorf
- \* John Sherman
- \* Jim Gaun
- \* Steve Quinlan
- \* Chris Nishimura


**Posters:** Full-size (22"x14") posters of the cover ("Craggs") or the inside back cover ("El Cap SE Face") are available. \$5.00 each.

**Note:** Prices in this catalog supercede those in A5's previous pricesheets. Prices applicable until the next catalog (some prices subject to change).

**A5™ and Nose-in-a-day™** are trademarks of A5 Adventures, 1988. Catalog© copyright A5 Adventures, 1988.

Printed In

Flagstaff, Arizona



**A5 Adventures**

Big-Wall Outfitters

1109 S. Plaza Way #286  
Flagstaff, Az. 86001

Forwarding and  
Return Postage  
Guaranteed

Jim Evanko  
51 Guild St.  
La Mesa, CA 92041

Bulk Rate  
U.S. Postage PD  
Flagstaff, AZ  
Permit No. 190

RETURNED TO SENDER  
Postage Due  
POSTAL ORDER EXPIRED  
INSUFFICIENT ADDRESS  
ATTEMPTED NOT KNOWN  
NUMBER  
OTHER

ROUTE # INITIALS

4711

9

Deleted

10/14/88